

GAMES  
WORKSHOP

NEW! WARHAMMER GIANT!

# WHITE DWARF

**FREE INSIDE**  
2005 GOLDEN DEMON INSERT



Featuring

THE  
**LORD OF THE RINGS**  
STRATEGY BATTLE GAME

WD316 APRIL £4.00


GAMES WORKSHOP'S MONTHLY GAMING  
SUPPLEMENT & CITADEL MINIATURES' CATALOGUE



0 4 >

WWW.GAMES-WORKSHOP.CO.UK





#### UK EDITORIAL

Editor: Owen Rees  
 Designer: Christian Byrne  
 Journalist: Nick Kyme  
 Web Developer: Rik Turner

#### WHITE DWARF STUDIO

Studio Editor: Guy Haley  
 Deputy Editor: Mark Latham  
 Art Editor: Markus Ironkner  
 Designers: Matt Hutson, Sean Turtle,  
 Mark Raynor & Glenn More  
 Copy Editor: Michelle Barson

#### WHITE DWARF REPROGRAPHICS

Simon Burton, Sean Cutler, Kris Jagers,  
 and Dave Musson.

#### CONTRIBUTORS

Alexio Cavatore, Andy Hall, Andy Hoare,  
 Neil Hodgson, Jervis Johnson, Mark Jones,  
 Phil Kelly, Graham McNeill, Dominic  
 Murray, Gavin Thorpe, Adam Troke,  
 Matthew Ward, and Adrian Wood.

#### ARTWORK

John Blanche, Alex Boyd, Paul Dainton,  
 David Gallagher, Neil Hodgson,  
 Nuala Kinrade, Karl Kopinski,  
 and Alun Davies.

#### CITADEL DESIGN TEAM

Tim Adcock, Mike Anderson, Dave  
 Andrews, Juan Diaz, Martin Footitt, Colin  
 Grayson, Ies Goodwin, Mark Harrison,  
 Alex Hedsström, Gary Morley,  
 Aly Morrison, Trish Morrison, Brian  
 Nelson, Seb Perbet, Alan Perry, Michael  
 Perry, Steve Saleh, and Dave Thomas.

#### HEAVY METAL TEAM

Fil Dunn, Pete Foley, Neil Green,  
 Neil Langdown, Darren Latham,  
 Keith Robertson, Anja Wettergren,  
 and Kirsten Williams.

#### GAMES WORKSHOP DIRECT SALES

www.games-workshop.co.uk/storefront  
 Tel: 0115 91 40000 Fax: 0115 916 8002

#### COVER PHOTO-ART

John Mitchellbach

Printed at Winkowski




Product Code: 60249999316

ISSN: 0265-8712 16

**GAMES WORKSHOP**

Willow Road, Lenton, Nottingham, NG7 2WS



Owen Rees

### The Giants are coming...

...and they'll fight for just about anyone who can afford to pay them. The new Giant is one of the best Citadel miniatures ever. The kit has been designed so you can make one of four Giants: Orcs & Goblins, Dogs of War, Ogre Kingdoms and Chaos, but you can mix bits up as you please, and as the plastic frames are crammed full of extras, no two need look the same.

Besides appearing in four Army books, Giants are also available as Dogs of War for a wide range of Warhammer Armies. I expect to see plenty of these lumbering behemoths on the battlefield over the next few months. 205 points is not too high a price to pay for such a ferocious monster that causes Terror, has loads of Wounds and a bag full of special attacks that can turn an elite regiment into a pancake in short order. I think I'll add one to my Empire Nuln army with a Great Cannon club conversion!

### For the Greater Good

Last month I talked about the new Tau Empire Citadel miniatures being released on April 1st. I forgot to mention the Battleforce and Tau Piranha Skimmer Team. With these great value kits, you can maximise the Greater Good of your Tau army – the Battleforce saves you a massive £20 on buying the models separately, and the Piranha Team £5!

### Desert War

We've also got a special Tallarn and Imperial Armour IV feature, including Taros Campaign designer's notes, new scenario, Tallarn Combat Patrol showcase and desert fighting rules. The Taros Campaign pits Tau against Space Marines and Tallarn Imperial Guard. The background to this Easter's in-store activities centres on this mighty tome that's available to buy in our Hobby Centres, now.

### This Summer a World Will Die

With the release of the new Warhammer 40,000 buildings, the Cities of Death book and a whole host of new models accompanying The Fall of Medusa V campaign (see this month's news pages), this year Warhammer 40,000 players are in for a real treat. Those of you who don't currently play may want to think seriously about starting... I know my Tahnelian Drop Troops are reinforcing for the coming war making landfall at Sybilla Tertius Hive.

Till next time fellow hobbyists,

*Owen Rees*

EDITOR

**COPYRIGHTS** Copyright © Games Workshop Limited 2006 excepting all materials pertaining to the New Line theatrical productions. The Fellowship of the Ring, The Two Towers, and The Return of the King, © MMV New Line Productions, Inc. All Rights Reserved. The Lord of the Rings and the names of the characters, items, events and places therein are trademarks of The Saul Zaentz Company d/b/a Tolkien Enterprises under license to New Line Productions, Inc. and Games Workshop Ltd. Games Workshop, the Games Workshop logo, Warhammer and the Warhammer 40,000 device are either © TM and/or © Games Workshop Ltd 2006-2006, variably registered in the UK and other countries around the world. All Rights Reserved.

Games Workshop, the Games Workshop logo, Warhammer, Warhammer logo, Warhammer 40,000 device, Double-headed Imperial Eagle Device, Easy Metal, Eldar, Tyrant, Kroot, Tau, Fire Warrior, Warmaster, Blood Bowl, Inquisitor, Epic, Citadel and the Citadel Device, Godwin, White Dwarf, Golden Demon, Scarab dice, Goblins, Space Marine, Space Marine Chosen and Space Marine Chapter logos and all associated marks, names, places, characters, races and race insignia, illustrations and images from the Warhammer and Warhammer 40,000 universes are either © TM and/or © Games Workshop Ltd 2006-2006, variably registered in the UK and other countries around the world. All Rights Reserved.

**SUBMISSIONS** All material submitted to us for publication is only accepted on the assumption that the copyright in it is, by the very act of submission, unconditionally assigned to the author as beneficial owner and with full title guaranteed to Games Workshop Limited. We also retain the right to edit and/or amend all material as we see fit. So, if you do not wish to assign copyright in this way, please do not send us your submission. We're afraid we cannot work in any other way. Full details of our submission policy can be found on our website at: [www.games-workshop.com/legal.html](http://www.games-workshop.com/legal.html)

Please be aware that Games Workshop products are usually sold unpainted and unassembled and the contents of any products may vary from those shown herein (for example, any banners shown may not necessarily be included). Pictures are used for illustrative purposes only. Due to certain legislation in the UK, Games Workshop is prohibited from selling spray paints and bladed equipment to persons under the age of 16. Further, certain Citadel products may be dangerous if used incorrectly and Games Workshop does not recommend them for use by children under the age of 16 without adult supervision. Whatever your age, be careful when using glue, dried equipment and sprays and make sure that you read and follow the instructions on the packaging. Prices correct at time of going to press. Customers are advised to contact Games Workshop for current availability and prices. Prices quoted are for products sold by Games Workshop through its own stores, catalogue or website. Independent retailers are responsible for determining their own prices.

**CORRESPONDENCE** We welcome comments about White Dwarf. Games Workshop games and Citadel miniatures. All letters except subscriptions and Mail Order should be addressed to: White Dwarf, Games Workshop, Willow Road, Lenton, Nottingham NG7 2WS.

Please mark your envelope clearly with the name of the game you are writing to us about. If you want a reply you must enclose a self-addressed stamped envelope (overseas readers should include P.O.). We receive an enormous amount of mail. We do read every letter but it may take a little time for us to reply to you, so please be patient!

You can find Games Workshop on the World Wide Web at the following internet address:

<http://www.games-workshop.co.uk>



# 20 GIANT

## 20 ATTACK OF THE GIANTS

The Giants are a debased and scattered race, doomed to wander across the Warhammer world.

## 30 BATTLE REPORT: CLASH OF THE GIANTS

No less than FOUR giants lend their muscle to Empire and Orcs & Goblins armies in this fight to the death.



## 46 TAU EMPIRE



### 46 MODELLING WORKSHOP: WAR MACHINES OF THE TAU EMPIRE

Tips on getting the most from Tau vehicle kits.

### 50 INDEX XENOS: VESPID

The winged bane of Space Marines dissected.

## 62 DESERT WAR



### 62 DESERT WAR

Designer's notes on Forge World's Taros Campaign book, Tallarn showcase from Hobby Specialist Pete Jarman, rules for playing in deserts and brand new scenario from the Taros Intervention.

## ALSO IN THIS ISSUE

### 16 NEWS

The White Dwarf tells you the future!

### 44 STANDARD BEARER

Jervis reveals exciting new developments for Citadel miniatures.

### 56 THE FALL OF MEDUSA V

Are you ready for this year's global campaign?

### 74 A LITTLE READING

Conversions inspired by Black Library novels.

### 78 'EAVY METAL: THE HEROES OF ROMAN

Beautiful models painted beautifully.

### 82 WAR HOSTS OF MIDDLE-EARTH: GONDOR AND MORDOR

Four ways to theme The Lord of The Rings armies.

### 87 DOK BUTCHA

The Dok takes a look at a seriously nasty Ogre Maneater.

### 88 MODELLING WORKSHOP: BATTLEFIELDS

Build a table for wargaming at home!

### 94 TOOLBOX

Clip, cut or saw? A tricky question answered.

### 96 THY SOUL TO KEEP - PART THREE

The climax to our ongoing Mordheim campaign, who will win?

### 103 ASTRONOMICAN

Crimson Fists, Desert Orks, GW Hull showcase, GCN Club Chelmsford Bunker - the Astronomican packs a hobby punch this month.

### 120 DIRECT

New Tau components and Fall of the Necromancer advanced order.

### 126 FUEL FOR THE FURNACE

Your letters, our miniatures.





## Contents Include:

- XV8 Battlesuit with 2 Gun Drones
- 3 XV25 Stealthsuits with Gun Drone
- 12 Kroot Mercenaries
- 12 Firewarriors
- Devilfish

\* On buying equivalent miniature contents separately.

# TAU

## FIRE WARRIORS



SAVE  
£20!

## KROOT MERCENARIES

Pictures for illustrative purposes only. Product contents may vary. Products sold unpainted and unassembled. Certain Citadel products dangerous if used incorrectly. Prices correct at time of going to press, please contact us for current availability and prices. Prices quoted for products sold by Games Workshop through its own stores, catalogue or website. Independent retailers are responsible for determining their own prices.



NEW RELEASES

# BATTLEFORCE

On sale 1st April

(released 25/03/06 in Northern Europe)

## GET THE STEALTHSUITS EARLY!

DEVILFISH

KV8 BATTLESUIT

STEALTHSUITS

TAU BATTLE  
FORCE **£50**

Sweden Kr750 Denmark Kr650 Norway Kr750 Euro €80

Product code: **99120113011**

Images for illustrative purposes only. Product contents may vary. Products sold unpainted and unassembled. Certain Citadel products may be dangerous if used incorrectly. Prices correct at time of going to press, please contact us for current availability and prices. Prices quoted are for products sold by Games Workshop through its own stores, catalogue or website. Independent retailers are responsible for formulating their own prices.



## 1



# TAU BATTLESUIT COMMANDER



This box set makes one Tau Shas'o or Shas'el in battlesuit with special issue wargear


## TAU BATTLESUIT COMMANDER £15

Sweden Kr180 Denmark Kr150  
Norway Kr180 Euro €20


Product code: 99140113016  
Sculpted by Mork Harrison and Jes Goodwin

**ON SALE APRIL 1st**

(released 25/03/06 in Northern Europe)



# TAU SNIPER DRONE TEAM



This box set contains one Tau Sniper Drone Controller and three Sniper Drones

## TAU SNIPER DRONE TEAM £15

Sweden Kr180 Denmark Kr150  
Norway Kr180 Euro €120

Product code: 99110113015  
Sculpted by: Seb Perbet

**ON SALE APRIL 1st**

(released 25/03/06 in Northern Europe)

Pictures for illustrative purposes only. Product contents may vary. Products sold unpainted and unassembled. Certain Citadel products may be dangerous if used incorrectly. Prices correct at time of going to press, please contact us for current availability and prices. Prices quoted are for products sold by Games Workshop through its own stores, catalogue or website. Independent retailers are responsible for determining their own prices.



## TAU PIRANHA SKIMMER TEAM




This box set contains  
three Tau Piranhas

**TAU PIRANHA SKIMMER TEAM** £40  
Sweden Kr400 Denmark Kr350  
Norway Kr400 Euro €50  
Product code: 99120113013  
Sculpted by: Daren Parwood and Tim Adcock


**ON SALE APRIL 1st**  
(released 25/03/00 in Northern Europe)

### SAVE £5!\*

\* On buying equivalent miniature contents separately.



## AVAILABLE FOR A LIMITED PERIOD IN HOBBY CENTRES








This box set contains  
one Tau Piranha


**TAU PIRANHA** £15  
Sweden Kr 180 Denmark Kr 150  
Norway Kr 180 Euro € 20  
Product code: 99120113009  
Sculpted by: Daren Parrwood and Tim Adcock

**ON SALE APRIL 22nd**  
(released 15/04/06 in Northern Europe)




Includes two Gun Drones!

Fusion blaster variant



Burst cannon variant





# TAU EMPIRE



>>> MORE ON PAGE 50

This box set contains  
one Vespide Strain Leader and  
five Vespide Stingwings

**TAU VESPID STINGWINGS** £15  
Sweden Kr 250 Denmark Kr 200  
Norway Kr 250 Euro € 27.50  
Product code: 99110113019  
Sculpted by: Juan Diaz

**ON SALE APRIL 1st**  
(released 15/04/06 in Northern Europe)

## VESPID STINGWINGS BOX



## TAU VESPID STINGWINGS BLISTER



>>> MORE ON PAGE 50

This blister pack contains two  
Vespide Stingwings  
with Neutron Blasters

**TAU VESPID STINGWINGS** £6  
Sweden Kr 85 Denmark Kr 75  
Norway Kr 85 Euro € 10  
Product code: 99060113022  
Sculpted by: Juan Diaz

**ON SALE APRIL 8th**  
(released 15/04/06 in Northern Europe)



# TAU AUN VA, MASTER OF THE UNDYING SPIRIT



This box set contains  
one Tau Aun Va with two Tau  
Ceremonial Bodyguards

| TAU AUN VA |        | £20     |         |
|------------|--------|---------|---------|
| Sweden     | Kr 250 | Denmark | Kr 200  |
| Norway     | Kr 250 | Euro    | € 27.50 |

Product code : 99110113018

Sculpted by: Gary Morley and Seb Perbet

**ON SALE APRIL 22nd**

(released 15/04/06 in Northern Europe)

**AVAILABLE IN HOBBY CENTRES FOR A LIMITED PERIOD**

## TAU PATHFINDERS WITH RAIL RIFLES



This blister pack contains two  
Tau Pathfinders with rail rifles

| TAU PATHFINDERS |      | £6      |      |
|-----------------|------|---------|------|
| Sweden          | Kr85 | Denmark | Kr75 |
| Norway          | Kr85 | Euro    | €10  |

Product code : 99060113020

Sculpted by: Mark Harrison and Matt Holland

**ON SALE APRIL 1st**

(released 25/03/06 in Northern Europe)



This box set contains 12  
Frenzied Mob.

## FRENZIED MOB

£20

Product code: 99111102056

Sculpted by: Mark Bedford and Daniel Pacey.

ON SALE NOW

## MORDHEIM FRENZIED MOB



**BOTH THE FRENZIED MOB AND THE BEASTMAN  
BESTIGORS ARE ONLY AVAILABLE FROM DIRECT**

## MORDHEIM BESTIGORS



Mordheim Bestigor bodies are only available as  
components and you will need 9947110109  
arm and shield sprue (£2) to make a complete  
model, which is available separately.

## BESTIGORS

£3 (for a single body)

Product code: 9947110102102 (left) 9947110102101 (right)

Sculpted by: Mark Bedford.

ON SALE NOW

## ELVEN COLLECTORS' GUIDE



132 page miniatures guide including High Elves,  
Dark Elves and Wood Elves!

## ELVEN COLLECTORS' GUIDE

Sweden Kr85  
Norway Kr85

Denmark  
Euro

£6

Kr75  
£10

Product code: 60040299028

ON SALE APRIL 8th


(released 15/04/06 in Northern Europe)



INCOMING!


# WARHAMMER 40,000

## Tau Commander Shadowsun



# THE LORD OF THE RINGS STRATEGY BATTLE GAME

## Fall of the Necromancer



## WARHAMMER 40,000

|  |          |        |
|--|----------|--------|
| Codex: Tau Empire                        | 01/04/06 | £12.00 |
| Tau Battleforce                          | 01/04/06 | £50.00 |
| Tau Crisis Battlesuit Commander          | 01/04/06 | £15.00 |
| Tau Ethereal Caste                       | 01/04/06 | £6.00  |
| Tau Sniper Drone Team                    | 01/04/06 | £15.00 |
| Tau Pathfinders with Rail Rifles         | 01/04/06 | £6.00  |
| Tau Piranha Skimmers Team                | 01/04/06 | £40.00 |
| Tau Vespider Stingwings (box set)        | 01/04/06 | £15.00 |
| Tau Vespider Stingwings (blister)        | 08/04/06 | £6.00  |
| Tau Piranha                              | 22/04/06 | £15.00 |
| Tau Aun Va: Master of the Undying Spirit | 22/04/06 | £20.00 |

## NEXT MONTH

|                              |          |         |
|------------------------------|----------|---------|
| Tau Sky Ray                  | 29/04/06 | £25.00  |
| Tau Commander Shadowsun      | 29/04/06 | £15.00  |
| Vostroyan Platoon            | 29/04/06 | £50.00  |
| Tyranid Lictor - Deathleaper | 29/04/06 | £15.00  |
| Tyranid Biovore              | 29/04/06 | £12.00  |
| Imperial City                | 13/05/06 | £100.00 |

## WARHAMMER

|                         |          |        |
|-------------------------|----------|--------|
| Elven Collectors' Guide | 08/04/06 | £6.00  |
| Giant                   | 15/04/06 | £25.00 |
| Fallen Giant Template   | 15/04/06 | £4.00  |

## THE LORD OF THE RINGS NEXT MONTH

|   |          |        |
|---|----------|--------|
| Fall of the Necromancer                 | 06/05/06 | £8.00  |
| The White Council                       | 06/05/06 | £20.00 |
| Castellans of Dol Guldur                | 06/05/06 | £7.00  |
| Giant Spiders                           | 06/05/06 | £6.00  |
| Wood Elves (box set)                    | 06/05/06 | £15.00 |
| Wood Elf Command                        | 06/05/06 | £6.00  |
| Giant Bats                              | 20/05/06 | £5.00  |
| The Lord of the Rings Collectors' Guide | 20/05/06 | £6.00  |

## ALSO RELEASED NEXT MONTH


|           |          |       |
|-----------|----------|-------|
| Roughcoat | 13/05/06 | £8.00 |
|-----------|----------|-------|

For Northern European prices and release dates head into your nearest Games Workshop or Independent Stockist.



# BLACK LIBRARY

## THE HORUS HERESY: HORUS RISING



It is the 31st millennium. Under the leadership of the benevolent Emperor and his superhuman sons, the primarchs, the Imperium of Man has fought a long and bloody crusade to rule the galaxy. On the eve of victory, the Emperor leaves the front lines, entrusting the great crusade to his favoured son, Horus. The promotion of the idealistic Horus to Warmaster has sown the seeds of doubt in the minds of the other primarchs, paving the way for dissent and even mutiny...

### HORUS HERESY: HORUS RISING

By Dan Abnett

£6.99

Sweden Kr120

Denmark Kr100

Norway Kr120

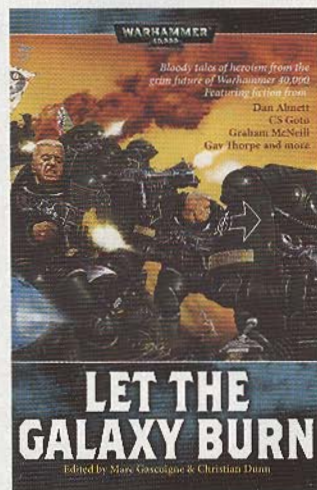
Euro €13

ISBN: 1-84416-294-X

**ON SALE APRIL 1st**

(released 25/03/06 in Northern Europe)

## LET THE GALAXY BURN



By popular demand, we've gathered up the best SF short stories ever written for the Black Library into one massive volume, and added some brand new tales! Warhammer 40,000 fans will be keen to get their hands on classic stories that have been unavailable for some time, and all readers will enjoy the exciting and varied range on offer in this high-value volume.

### LET THE GALAXY BURN

Edited by Marc Gascoigne & Christian Dunn

£8.99

Sweden Kr120

Denmark Kr100

Norway Kr120


Euro €13

ISBN: 1-84416-342-3

**ON SALE APRIL 1st**

(released 25/03/06 in Northern Europe)

## THE COLD HAND OF BETRAYAL



In the grim Old World, the bloodthirsty followers of the Chaos Gods ravage the land. It is a dark age of daemons and of sorcery. It is a time too, of mighty heroes, of bold deeds and great courage.

Packed with dark fantasy tales from the gothic Warhammer world, The Cold Hand of Betrayal is a great collection of Warhammer fantasy short stories penned by some of the Black Library's favourite authors. A terrific collection that will appeal to all lovers of dark fantasy.

### THE COLD HAND OF BETRAYAL

Edited by Marc Gascoigne & Christian Dunn

£6.99

Sweden Kr120

Denmark Kr100

Norway Kr120


Euro €13

ISBN: 1-84416-288-5

**ON SALE APRIL 1st**

(released 25/03/06 in Northern Europe)

## BLOOD BOWL: DEATHMATCH



In a fantasy kingdom where violence is a way of life, the number one sport is Blood Bowl – gridiron football where anything goes. In this, the final riotous book of the Blood Bowl trilogy, the Bad Day Hackers, veterans of the game of Blood Bowl, are whisked away to a strange, daemonic realm. There, they literally must play the game of their lives to prevent the destruction of their kingdom.

### BLOOD BOWL: DEATH MATCH

By Matt Forbeck

£6.99

Sweden Kr120

Denmark Kr120

Norway Kr120

Euro €13

ISBN: 1-84416-202-8

**ON SALE APRIL 1st**

(released 25/03/06 in Northern Europe)

# WWW.BLACKLIBRARY.COM



# FORGE WORLD

## TYRANID MALANTHROPE





This product comprises  
one Tyranid Malanthrope

### TYRANID MALANTHROPE

Product code: IA-TYR-T-009  
Sculpted by: Simon Egan

ON SALE FEBRUARY 27th



WWW.FORGEWORLD.CO.UK

## TYRANID RIPPER SWARMS

This product comprises  
three Tyranid Ripper Swarms

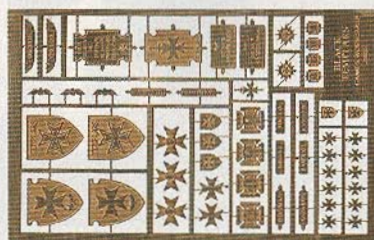
### TYRANID RIPPER SWARMS

Product code: IA-TYR-I-002  
Sculpted by: Daniel Cockersell

ON SALE FEBRUARY 27th



## BLACK TEMPLARS BRASS ETCHING




This product comprises  
one Black Templars  
Brass Etch sprue

### BLACK TEMPLARS BRASS ETCH

Product code: BR-40K-A-007

ON SALE NOW

## RED SCORPIONS BRASS ETCHING



This product comprises one  
Red Scorpions Brass Etch sprue

### RED SCORPIONS BRASS ETCH

Product code: BR-40K-A-004

COMING SOON





# A SUMMER

This month we begin the build-up to our brilliant new worldwide campaign, *The Fall of Medusa V*. Now's the time to get busy building your armies so you too can join in with the struggle!

Medusa V is an industrial world whose proximity to the volatile warp phenomenon Van Grothe's Rapidity makes it of prime strategic importance. But the Rapidity is showing signs of erupting, a catastrophe that will consume the Medusa system in a coruscating storm of raw warp energy. Medusa V is about to die, but upon its surface armies gather, for each has something to gain from the coming storm...

You may have heard some of this before, but what you don't know is that we are releasing a whole slew of fantastic Citadel miniatures to coincide with the event. You can see some of these, and how to register, on page 56. You can also see the Vostroyans. Doubtless you have also seen our brilliant new Warhammer 40,000 buildings, and heard about *Cities of Death*, the rules supplement that allows you to engage in urban combat in the 41st Millennium, but that's not all...

## TAU STEALTH SUITS

This plastic kit gives you enough pieces to build a Stealth Team of three and a Gun Drone. It includes all weapons and equipment options in the box.



## LUCIUS THE ETERNAL

Chaos get lots of attention this Summer, with Lucius, the Slaaneshi champion who cannot be killed, being chief amongst the Imperium's worries.

ALSO AVAILABLE FOR CHAOS NURGLE DAEMON PRINCE



# OF WAR!



## SPACE MARINE SCOUTS

The second plastic Scouts box set provides a unit of Scouts armed with sniper rifles. It also contains a missile launcher, meaning all Scout options are now available in plastic.

**ALSO AVAILABLE FOR SPACE MARINES** **NEW CHAPLAIN**



## THE FALL OF MEDUSA V



## FREE NEXT MONTH!

Read all about the history of the benighted world of Medusa V and the forces that are assembling to fight there in our free 32-page booklet! Discover the shameful secret behind the Vostroyan Firstborn's noble history, learn why Ygethmor the Deceiver covets Medusa V, and plenty more besides.



## ELDAR SUPPORT WEAPON PLATFORMS

Add extra firepower to your Guardian squads with these heavy guns. Each box contains one platform, complete with ALL weapons available in the army list.

**ALSO AVAILABLE FOR ELDAR** **NEW RANGERS**




# IMPERIAL CITY IN FLAMES!

This image of the forthcoming imperial City set, including a staggering ten Imperial buildings with multiple variations, was so amazing we simply had to show it off.

What's more it's available to Advance Order very soon. See page 125 for details.

## ADVANCE ORDER 1st APRIL!

### RETURN TO FIRE WARRIOR



Remember Fire Warrior, released way back in 2003? Well now it's available on budget PC CD-ROM, so if you've never played the game before, here's your opportunity to sample it for a really good price.

Also re-released is Warhammer 40,000: Dawn of War, again at the RRP of just £9.99.

Fire Warrior and Dawn of War are available to buy now from all good software retailers and [www.focusmm.co.uk](http://www.focusmm.co.uk) for just £9.99.

### WARHAMMER WORLD PRIVATE EVENT ANNOUNCEMENT

Sorry guys, thought we ought to let you know that between 28th-31st July 2006 Warhammer World gaming arena will be cleared of gaming tables for a private GW event. Gaming should be back to normal on the 1st August. We apologise for any inconvenience this may cause and hope that this advance notice will give you the chance to make alternative arrangements.

*Brian Aderson*



### BRISTOL CARNAGE

This tournament, outside of the UK Grand Tournament at Warhammer World, is the only other large-scale singles tournament being held by Games Workshop this year, with Conflicts switching to doubles format.

It's a great way to get a taste of the fun of tournament play. There will also be the chance to buy pre-release products not yet in Hobby Centres, and a painting competition.

- Singles tournament, 100 Warhammer 40,000 tickets, 60 Warhammer tickets, 24 The Lord of The Rings tickets. All tickets £25 each.
- You need 1,500pts for Warhammer, 1,000pts for Warhammer 40,000 and a single force (Good or Evil) of 500pts for The Lord of The Rings.
- Tickets available as of Saturday April 1st 2006, from GW Bristol.
- Doors open 9am on Sunday, June 11th 2006.
- Held at the British Commonwealth Museum, Bristol.

**CALL FOR DETAILS: 0117 925 1533**

### INDEPENDENT STOCKIST ERRATA

Last month we had some gremlins in our system and printed the wrong details for one of our new Independent Stockists. Here's the correct details with our apologies:

**JJ TOYS**  
4C Ken Road  
Clevedon  
Somerset  
BS21 6EL  
01275 341819



# HORUS IS RISING...

Alongside the Black Library's major new Horus Heresy series comes a range of tie-in merchandise. With such iconic imagery, it seems only fair to share this glorious poster depicting Horus's Legion in action! Add to that the uber-cool Horus Rising t-shirt and the seeds of heresy are well and truly sown!



[WWW.BLACKLIBRARY.COM/MERCHANDISE](http://WWW.BLACKLIBRARY.COM/MERCHANDISE)

## ULTIMATE KNOWLEDGE

Fans are always keen to test their knowledge of the Warhammer 40,000 universe and to master the large amount of background information requires a very special person. Now you can test yourself with the Warhammer 40,000 Quiz Book from the Black Library.

- How many Great Companies are there in the Space Wolves?
- Who is the Eldar god of war?
- What is tactical dreadnought armour also known as?


Don't worry they get harder (and if they're too hard, then the answers are in the back!).



## ULTIMATE ULTRAMARINES

Also coming up from the Black Library is the great value Ultramarines Omnibus.

This awesome book includes the novels *Nightbringer*, *Warriors of Ultramar* and *Dead Sky*, *Black Sun* as well as short stories – all from our very own Graham McNeill!



## +RECRUITMENT++RECRUITMENT++RECRUITMENT+

MAY 2006: OPEN DAYS IN AMSTERDAM

### Do you...

Have a passion for the gaming and Hobby culture? Have the desire to give the very best in customer service? Want to enjoy your job and continuously improve and learn?

Then come and find out about career opportunities in Games Workshop Northern Europe!

People we would like to meet:

- Are fluent in Dutch and English
- Have excellent communication skills
- Are team players
- Are pro-active and motivated

If this sounds like you, then send your CV and a covering letter, in English, to:

Mariette van Beek, HR Advisor, Games Workshop, Willow Road, Lenton, Nottingham, NG7 2WS, UK; or e-mail [mariettev@games-workshop.co.uk](mailto:mariettev@games-workshop.co.uk)

We will contact you to book an appointment.

Your letter should specify the kind of position you are looking for and the reasons why you would be the ideal person to do this job. Please also consider if you would be prepared to move to the UK or if you prefer to stay in the Netherlands or Belgium. The letter should be in English.

There's more information on the website: [ne.games-workshop.com](http://ne.games-workshop.com), or speak to staff in our Retail stores.



**CLOSING DATE: WEDNESDAY 26 APRIL 2006**

## WARHAMMER HISTORICAL

### ALAMO PREVIEW


Last month we told you about Warhammer Historical's upcoming *The Alamo* supplement. This month we've sneaked out the cover art to show you!

This is a supplement to *Legends of the Old West* and you can find loads more info on the entire range over at the Warhammer Historical website.

[www.warhammer-historical.com](http://www.warhammer-historical.com)



## STIRRINGS FROM THE SEWERS




The foul Skaven ratmen make their appearance in the latest Warhammer Fantasy Roleplay supplement, *Children of the Horned Rat*. Crammed with everything Skaven, this is the perfect sourcebook for players and GMs alike to explore the underworld. Just don't go into the sewers alone...

[www.blackindustries.com](http://www.blackindustries.com)



# ATTACK OF THE





# GIANTS

## Be Amazed...

At the versatility of this enormous plastic kit!

22-27

## Quiver with Fear...

As four of these monstrosities take to the field!

31-43

## Gape in Awe...

At the power of this beast in your games of Warhammer!

28-30

**Giants are huge, stupid monsters who blunder about searching for flesh and beer. But it was not always so, for theirs is a tragic story...**

**M**illennia ago, the Giants lived in castles hewn from the vast peaks of the Mountains of Mourn, their realm a peaceful archipelago of plateaus surrounded by a sea of white cloud. Civilisations rose and fell below, but these Sky-titans remained hidden from the eyes of the smaller races.

This world was shattered when the Ogre homelands were destroyed by the coming of the Great Maw, forcing the Ogres into the mountains. A war in the heavens ensued. Though the Sky-titans were mighty, the Ogres' numbers prevailed, and they held feast after feast in the castles of their

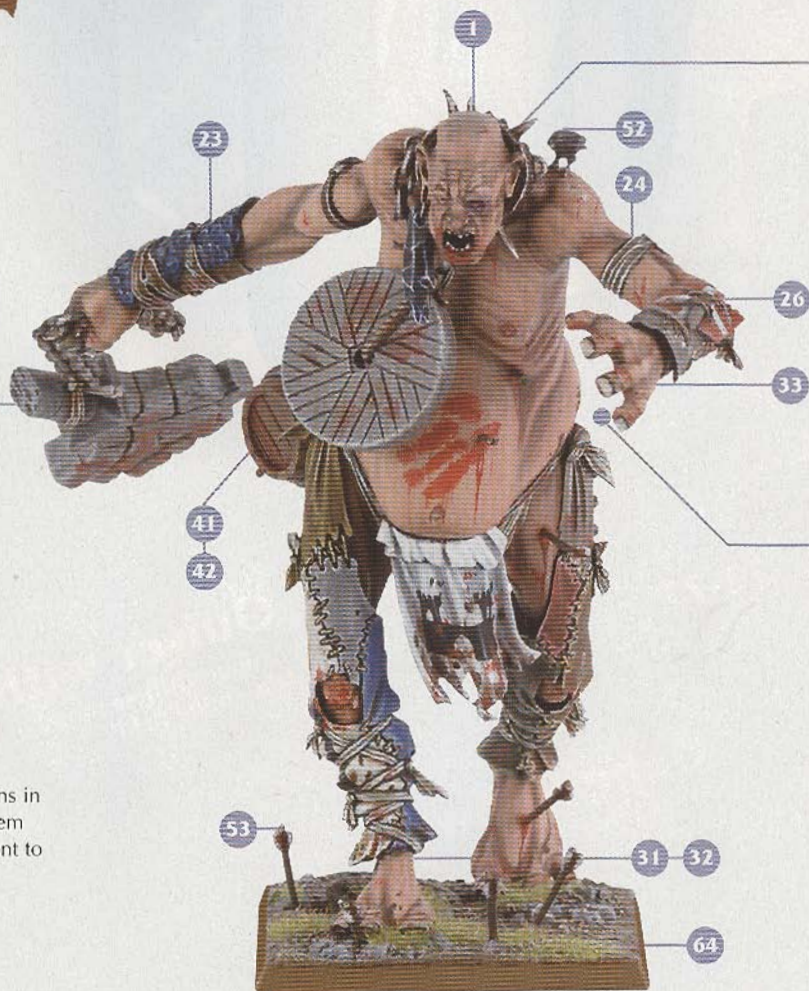
victims before pulling down their fastnesses and hurling them into the valleys below.

The few surviving Sky-titans fled. Forced into small tribes, they became inbred, their intellect dwindling. Now the last remaining giants are nomads, terrorising the Old World as mercenaries or brutes.



# OGRE KINGDOMS

Captured by Ogres and violently subdued, Slavegiants are chained and broken and forced to fight.



Slavegiants wield chains in battle. The rules for them are thus slightly different to those of other Giants.



All Slavegiants are collared by the Ogre Tribes that captured them.



A millstone hangs round the neck of this Giant, a symbol of its servitude.

Components shown at 50%

## Crogg the Blind

Once the ruler of Mount Thug, Crogg was brought low by a Deathmaw Ogre raiding party, but not until he had ripped apart a dozen of his assailants. The Tyrant who captured him had Crogg's single eye put out with a red hot spear to ensure his obedience. But Crogg is a cunning beast. His remaining senses become sharper each year, and he is no longer as helpless as his captors believe. He will soon have his bloody revenge upon the Deathmaw tribe.

Of all kinds of Giants, the Slavegiant is the most pitiful specimen. In the lands that once belonged to the Sky-titans, their bewildered descendants are fair game to the Ogres who now rule the area. The few Giants that remain in the Mountains of Mourn are solitary, hunted individuals, camping in the tumble-down halls of their ancestors, unaware of how far they have fallen. They hide from the Ogres who will, at best, beat them into submission and chain them to cave a floor. At worst, they will be eaten alive.

It is a mark of power for an Ogre Chieftain to have a captive giant in his tribe, for they are terrible weapons of war.

Yet Slavegiants are not quite as dangerous as their free kin, having had their spirit beaten out of them. They are characterised by the signs of servitude – Ogres keep them in chains at all times, and many are

**“ At best, they will be beaten and chained, at worst, they will be eaten alive. ”**

collared and have heavy objects hung round their limbs to slow them down.

In the game they are not Stubborn, though the chains they wield in battle do give them a particularly nasty attack when fighting large opponents.



There are few things more belligerent than a Giant, but Greenskins certainly qualify.

# ORCS & GOBLINS



This Giant was designed by Brian Nelson to look as if it had killed a dragon. The scales, skull, and jawbone have all been taken from one animal. "If you wanted to take it further," says Brian, "it would be very easy to model more scales onto the rest of the cloth."

The Orc and Goblin Giant's head is the most complicated to assemble.

This squashed Goblin is one of this great kit's finest touches.

The Giants who live alongside Orc and Goblin tribes are perhaps the happiest of their kind, for in the Greenskins they find kindred spirits who delight in breaking things almost as much as the Giants do. Although it costs a fortune in Goblins and captives to keep a Giant's massive appetite sated – even more than it would to keep a Troll quiet – for most Greenskin warlords the presence of a Giant is a welcome one. Not only do they scare the wits out of the enemy, but many Greenies revere Giants as living embodiments of Mork and Gork, the perpetually quarrelling Orc gods. They are very much part of the tribe, at one with

the Orcy spirit of carefree violence. In fact, so buoyed up are they by the Greenskins' appreciation of them, that eventually many of these giants come to see themselves as nothing but enormous Orcs, and will daub

**“ They are part of the tribe, at one with the Orcy spirit of carefree violence. ”**

themselves with tribal symbols, strap the jaws of enormous beasts to their own to emulate the classic Orc profile, and go into battle bellowing warcries in the few words of rough Orcish their feeble brains can remember.

## Little Gork

When raiding a Dwarf brewery with his mates, the Giant formerly known as Big Lugg caught a stone from a Grudge Thrower right in the face. The projectile failed to smash his skull, but it did rob him of his wits. Big Lugg awoke convinced that he was in fact Gork. Before long he had smeared his hands and feet with green paint, and he now takes any opportunity to jump up and down on any non-greenskin he finds, shouting 'Waaagh!' at the top of his voice.

Components shown at 50%



# CHAOS

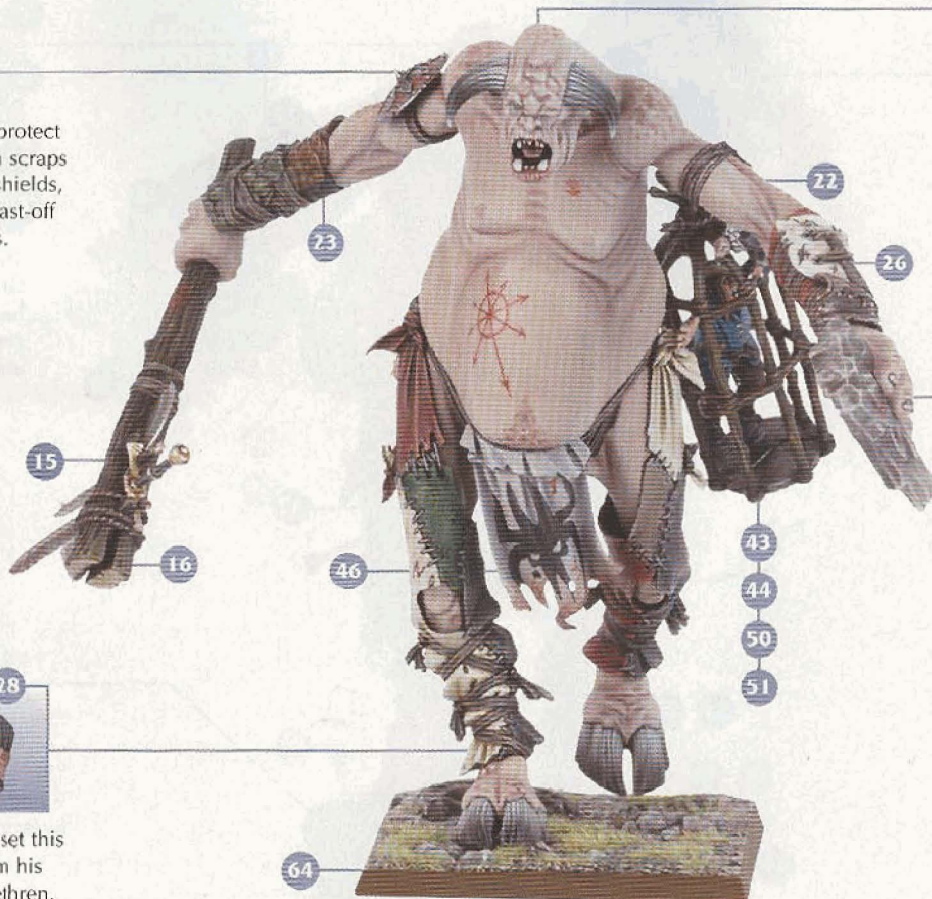
There are many Giants in the Chaos Wastes, not all of which may be regarded as entirely natural...



A lot of Giants protect themselves with scraps of armour and shields, in this case, a cast-off Chaos Warrior's.



This horned head is particularly fearsome.



Cloven hooves set this Giant apart from his less warped brethren.



Herdstones are great centrepieces for Beastman gatherings. Alternatively they make handy tools for Giants to kill things with.

Components shown at 50%

## The Gourmet of Tilea

There is a tale in Tilea of a gourmet who was a glutton of the first order. He imported food from all over the world, and became addicted to a delicacy from the north – a delicate white meat. Under investigation, he made a pact with the gods. Soon he hungered for raw human flesh, and had grown to three times his size. By the time the Knights of the Blazing Sun came for him he was a Giant, his mouth large enough to swallow a man whole.

Chaos Giants are the most variable of their kind, and can be found in a bizarre array of shapes, forms and hues that range from slightly sickening to outrageously offensive to the eyes. There are many large and lumbering beasts in the far north, and although the Giants of the Troll Country and Norsca are true – albeit warped – Giants, what those creatures are who live further toward the pole, in the Chaos Wastes, is debateable. Some are men or other smaller races swollen by untamed magic to massive size, others are less identifiable, huge quivering masses of random body parts that could once have been a Giant, but

could well have been something else.

Because of this, Brian Nelson had a big challenge when making the Chaos Giant.

"He needed a slightly different body shape to reflect the warping power of


**“Others are less identifiable, quivering masses of random body parts.”**

Chaos,” he says. “The plastic frame made it unfeasible to add to the actual torso, so the impression had to be conveyed with the horned head, hooves and the herdstone. Chaos is more difficult by its nature – it’s more warped.”

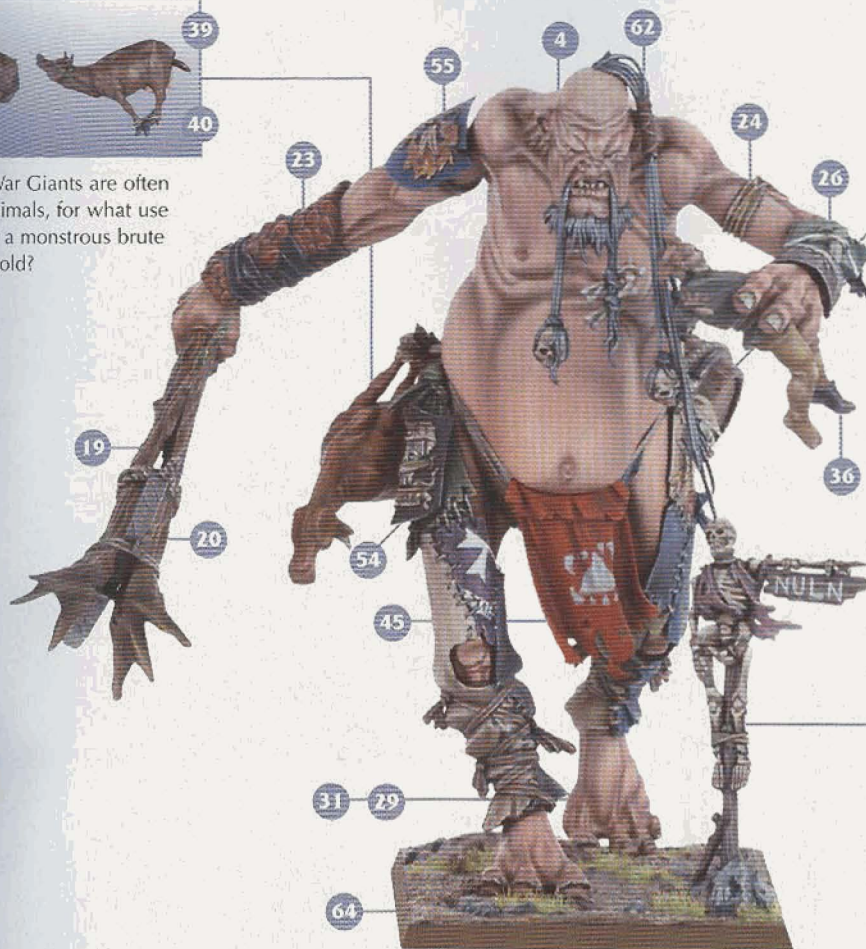


Sometimes the best way to stop a Giant eating all your livestock is to pay it to join your army.

# DOGS OF WAR



Dogs of War Giants are often paid in animals, for what use does such a monstrous brute have for gold?



Giants crave beer above all other things. Consequently, the best way to get one to jump up and down on your foe is to buy him a drink!



There are lots of great touches in the kit. This one would look great on a base of its own!

Components shown at 50%

Many Dogs of War Giants are first recruited when they wander into civilised lands from the mountains they inhabit. It is, after all, better to have a useful soldier than to have a 30-foot tall menace wandering around the countryside eating shepherds and being a nuisance. Not all Giants are evil creatures, and some of them still possess the peaceable natures of their Sky-titan forebears. They are just very thick, and often very hungry, two things which, when put together in the body of a Giant, do not make for the maintenance of the peace.

There are instances of towns or cities adopting Giants as defenders or mascots,

and the travelling menageries that wander the Empire will also sometimes have a Giant on their books.

The Giants that make their living from war tend to be brighter than others, and

**“ The Giants that make their living from war tend to be brighter than others. ”**

will have scraps of equipment from all over the world. Most exotic of these mercenaries are the Giants of Albion, the boggy isle which boasts the world's largest population of Giants, who can sometimes be found in the armies of the Old World.

## The Middenheim Giant

Amongst the defenders of Middenheim during the Storm of Chaos was a Giant nicknamed Thunderball, the loader for the colossal cannon known as Ulric's Thunder. Sadly, Skaven infiltrators saw Thunderball as an easy target. They used warpstone to mutate his body into a writhing mass of tentacles as he slept. He rampaged through the streets, eventually being felled by Count Valmir von Raukov's Dragon Bow.



# BUILDING YOUR GIANT

## Heads



## Dragon Jaw



## HEADS

- 1 Slavegiant head
- 2 Orcs & Goblins head
- 3 Chaos Giant head
- 4 Bearded head
- 5 Tongue

## DRAGON JAW

- 6-7 Dragon jaw left & right

## TORSO

- 8-9 Front & back torso

## LEGS

- 10-11 Left leg front & back
- 12-13 Right leg front & back

## WEAPONS

- 14 Masonry flail
- 15-16 Sword club shaft & head
- 17-18 Dragon skull club & head
- 19-20 Gravestone club & head
- 21 Herdstone

## ARMS

- 22 Left arm extended
- 23 Right arm extended
- 24 Left arm bent
- 25 Right arm bent
- 26 Shield vambrace

## FEET

- 27-28 Cloven hooves
- 29-30 Four toed feet
- 31-32 Three toed feet

## HANDS

- 33 Four fingered left hand
- 34 Five fingered left hand
- 35 Clenched left hand
- 36 Left hand holding lunch

## LOWER TORSO

- 37 Groin
- 38 Rump

## ACCESSORIES

- 39-40 Dead cow left & right
- 41-42 Barrel front & back
- 43-44 Cage front & back
- 45 Captured Halflings
- 46 Fabric loin cloth
- 47 Dragon scales loin cloth
- 48 Millstone
- 49 Spiked collar
- 50 Running peasant
- 51 Vulture
- 52 Crow
- 53 Arrow x11
- 54 Empire shield
- 55 Bretonnian shield
- 56 Goat water flask
- 57 Chaos shield
- 58 Skeleton in gibbet
- 59 Statue club
- 60 Skeleton sign post
- 61 Squashed Goblin
- 62 Top knot
- 63 Pitchfork
- 64 Sculpted base

## Torso



## Legs



## Weapons



## Arms



## Feet



## Hands




## Groin & Rump





## Accessories



## Base



## BASIC ASSEMBLY

### TIP 1

The Giant is such a huge kit that it's worthwhile taking your time with it. Fit all the parts together before applying glue to make sure you see how they attach and carefully trim them if necessary.

### TIP 2

Some parts of the model have noticeable joins. To remove them, apply plenty of glue and then press the two pieces together until a bead of melted plastic appears. Once dry, trim it away with a craft knife.


### TIP 3

Although it is important to clean up any visible mould lines on the model, don't trim away what appears to be a mould line on the Giant's neck – it's a guideline for where to place the head!!!

The core of the Giant model is its torso and legs. Everything else that you attach is specific to the type of Giant or your own taste, but the basic model is always built the same way. It was designed to go together like this: first attach the groin to the front of the Giant's body below the belly, then glue on the back. Finally glue on his rump. Whilst the body is drying, glue the legs together. Once these parts are dry, assemble them as shown below.



## TOOLS USED





# GIANTS FOR HIRE

The following armies may hire a Dogs of War Giant as a Rare choice:

- \* Empire
- † Dark Elves
- ♣ Vampire Counts
- ♣ Tomb Kings
- ✠ Skaven
- ♠ Dogs of War

## RARE UNIT: DOGS OF WAR GIANT 205 points

|       | M | WS | BS | S | T | W | I | A    | Ld |
|-------|---|----|----|---|---|---|---|------|----|
| Giant | 6 | 3  | 3  | 6 | 5 | 6 | 3 | Spcl | 10 |

Unit size: 1

**Equipment:** Big club, rock, tree or similar

**Special Rules:** Large Target, Terror, Ignore Little 'un Panic, Stubborn, Fall Over, Move, Giant Attacks.

### Special Rules

**Large Target; Terror; Stubborn:** These are exactly the same as the rules of the same names from the Warhammer rulebook.

**Ignore Little 'un Panic:** Units of cavalry-sized or smaller models do not cause panic in Giants.

**Move:** Giants move over normal sized obstacles such as walls and fences without breaking stride. Treat them as open ground when working out how far the Giant moves. However, when crossing such obstacles the player must test to see if the Giant falls over (see below).

**Fall Over:** Giants are ungainly and frequently befuddled, as a consequence of which they often trip, stumble or fall down. When a Giant falls over, it can easily squash anything it falls on. A Giant must test to see whether it falls over in any of these situations:

- 1) When it is beaten in close combat. Test once results are established but before taking Break or Panic tests.
- 2) At the start of the Movement phase if it is fleeing.
- 3) When it crosses an obstacle. Test when the obstacle is reached.
- 4) If the Giant decides to Jump Up and Down on an enemy. Test immediately beforehand.

To see if the Giant falls over roll a D6. If the result is a 1, the Giant falls over. If a Giant is slain then it falls over automatically. To determine which direction the Giant falls, roll a Scatter dice – the arrow indicates the direction in which the Giant falls. Place a Falling Giant template with its feet at the model's base and its head in the direction of the fall. Any models lying completely under the template are automatically hit. Any models partly covered are hit on a 4+.

A model hit by a falling Giant automatically takes one Strength 6 hit which causes D3 wounds. If the unit is in combat and the Giant has fallen over whilst attempting to Jump Up and Down, wounds inflicted by a falling Giant count towards the combat result. In addition, a Giant that falls over automatically suffers 1 wound itself. If the Giant is in combat then this wound counts towards the combat result.

Once on the ground, a Giant may get up in his following Movement phase, but may not move that turn. Whilst on the ground, a Giant may not attack, but he can still defend himself after a fall so the enemy must still roll to score hits on him. If forced to flee whilst on the ground, the Giant is slain – the enemy swarm over and cut him to pieces. If the Giant gets the opportunity to pursue foes whilst he's on the ground he stands up instead. A Giant may attack on the turn it stands up.

**Giant Special Attacks:** Giants do not attack in the same way as other creatures, though they select their targets as normal. To determine what happens, roll a D6 on one of the tables at the start of each combat phase. Which table you use depends on the size of the Giant's victim. When fighting characters riding monsters, decide whether to attack the rider or mount, as normal, and use the appropriate table for the size of the target.

*Giant fighting big things (Ogres, Kroxigors, Minotaurs or similar sized or larger creatures including chariots):*

| D6  | Result          |
|-----|-----------------|
| 1   | Yell and Bawl   |
| 2-4 | Thump With Club |
| 5-6 | 'Eadbutt        |

*Giant fighting anyone smaller than above:*

| D6  | Result           |
|-----|------------------|
| 1   | Yell and Bawl    |
| 2   | Jump Up and Down |
| 3   | Pick Up and...   |
| 4-6 | Swing With Club  |



Snotlings



Dwarf



Human



Chaos Warrior

Big



# Giants are no longer the sole remit of a select few armies – below are rules for including Dogs of War Giants in your games!

**Bl and Bawl:** Giants are deafeningly loud and tend towards poor hygiene. Neither the Giant nor models in contact with him fight they have not already done so this round. Additionally, the Giant's de automatically wins the combat by 2.

**ck Up and... :** The Giant stoops down and selects a model (Giant layer's choice) that is within base contact or touching a model in ase contact. The target may make a single attack to try to fend off e Giant. If this attack hits and wounds, then the Giant's attack fails; otherwise he grabs the model. Roll a D6 to see what he does next:

## D6 Result

- 1 Stuff into Bag.** The Giant stuffs the victim into his bag along with sheep, cows and other plunder. The model is effectively a casualty and can do nothing whilst in the bag, but if the Giant should be slain any enemy trapped in his bag are freed unharmed at the end of the battle. Victory points are not awarded to the enemy for freed models.
- 2 Throw Back into Combat.** The victim is hurled back into his own unit like a living missile. This causes a wound on the victim with no saves of any kind allowed, and D6 Strength 3 hits (saves as normal) on the unit.
- 3 Hurl.** The victim is hurled into any enemy unit within 12" of the Giant – randomly determine which. This causes a wound on the victim with no saves of any kind allowed, and D6 Strength 3 hits (saves as normal) on the unit. If no enemy units are in range, treat this as result 2 instead.
- 4 Squash.** This doesn't really bear thinking about. Suffice to say the model becomes a casualty and is removed from play.
- 5 Eat.** The Giant gobbles his victim up, swallowing him whole. The model is removed from the game.
- 6 Pick Another.** The Giant hurriedly stuffs the victim into his bag or under his shirt (or down his trousers if they're really unlucky) and attempts to pick up another victim. The second victim makes a single attack (as above) to avoid being picked up. Trapped models are effectively casualties, exactly as explained in the Stuff into Bag result described above.

**Thump with Club:** The Giant picks one model as his target and brings down his club with a mighty stroke. The target may attempt to avoid the blow by passing an Initiative test (use the lowest if the enemy has several different values). If failed, the target is struck and takes 2D6 wounds with no armour save. If a double is rolled the Giant's club embeds itself in the ground and the Giant cannot attack in the following round while he frees it (this ceases to apply if the combat ends before the next round).

**'Eadbutt:** The Giant headbutts his enemy, automatically inflicting 1 wound with no armour saves. If the victim is wounded but not slain then he is dazed and loses all of his remaining Attacks – if the target has not yet attacked in that combat round, he loses those Attacks; if he has already attacked, he loses the following round's Attacks.

**Jump Up and Down:** The Giant jumps up and down vigorously on top of one enemy unit in base contact. First, the Giant must test to determine if he falls over. If he falls over, work out where he falls and calculate damage as already described. Any wounds caused by the fall (on either side) count towards the combat result. Assuming that the Giant remains on his feet, the unit sustains 2D6 Strength 6 hits allocated as shooting hits. A Giant that starts to Jump Up and Down will do so in the next combat phase, and will continue to do so until he falls over (test every turn) or until the combat ends.

**Swing with Club:** The Giant swings his club across the enemy's ranks, inflicting D6 Strength 6 hits, allocated as shooting hits.



Ogre



Old Giant



New Giant!

Models shown at 85%



# STURGART'S IMPERIAL COMMAND

1,999 Points



Mortar 75



10 Crossbowmen  
(Detachment to  
Swordsmen) 80



Great Cannon 100



10 Free Company  
(Detachment to  
Halberdiers) 50



20 Swordsmen  
Sergeant,  
Musician and  
Standard Bearer 165



19 Halberdiers  
Sergeant,  
Musician and  
Standard Bearer 139



15 Greatswords  
Count's Champion,  
Musician and  
Standard Bearer 210

Krieger Hauptmann  
(Captain)  
Full plate armour  
and Battle Standard 83



Rudius Firespite  
(12 Battle Wizard)  
Doomfire Ring and  
Dispel Magic Scroll 145



Lord Sturgart Darobad  
(Templar Grand Master)  
Sword of Fate and Holy Relic;  
rides a barded warhorse. 255

7 Knights Panther of  
the Inner Circle  
First Knight, Musician  
and Standard Bearer 222

Burplap  
(Dogs of  
War Giant) 205



Gungaduff  
(Dogs of  
War Giant) 205



GIANT  
TACTIC

The Giants are employed as spoilers in this army. Using Terror to disrupt the enemy and their speed to attack the flanks, they can force the Greenskins to alter their plans and allow the Empire troops to hit them where it hurts with relative impunity.



1,990 Points

# DEFF'S KILLERS

Spear Chukka

35

Spear Chukka

35

Fuggli (Giant)

205

Bug

(L2 Night Goblin Shaman)  
Ditto's Double Doin Doo  
Dahs and Nibbla's Itty Ring

157

27 Night Goblins  
Spears, Boss,  
Musician, Standard  
Bearer, 3 Fanatics and  
3 Netters

182

28 Night Goblins  
Spears, Boss, Musician,  
Standard Bearer,  
3 Fanatics and  
3 Netters

185

15 Black Orcs  
Boss, Musician,  
Standard Bearer,  
Great Weapons  
and Gork's  
Waagh Banner

243

Goblin Wolf  
Chariot

60

Little Gork  
(Giant)

205

Deff (Black Orc  
Warboss)  
Armour of Mork

185

Grub (L2 Orc Shaman)  
Dangly Wotnots,  
and Dispel Scroll

150

8 Goblin Wolf Riders with  
spears, Boss, Musician and  
Standard Bearer

118

Goblin Wolf  
Chariot

60

8 Orc Boar Boyz  
Boss, Musician and  
Standard Bearer

182

The Giants in this army fill the role of shock troops. Because they are Stubborn and have Ld 10, they are more than capable of holding up a nice big Empire unit whilst the rest of the Orc army manoeuvres into position to administer the coup de grâce.

## GIANT TACTIC



# TURN ONE & TWO

## EMPIRE

**Nick:** "On one flank, the Knights and my Giant, Burplap, closed with Phil's Giant – I was determined to take the brute down! On the other flank, and in the centre, my infantry blocks held firm and prayed to Sigmar that the war machines and crossbows would wreak havoc. Alas, they didn't – a measly three Night Goblins the sum of their efforts. My Wizard was spectacularly useless. Phil, on the other hand, had much more success – his Spear Chukka causing 3 Wounds on poor Burplap.

"Though wounded, Burplap started Turn 2 by charging Fuggli, although he received a nasty 'Eadbutt for his trouble. The Knights dithered, causing my flank attack to falter before it had begun. In the centre, Gungaduff charged the Black Orcs, and although he was badly wounded by Fanatics, he made the Black Orcs and the Warlord flee – hurrah! Meanwhile, my war machines blasted the Wolf Riders, but the little blighters stayed put – bah! The Crossbowmen also nailed a Fanatic – just five more to go."



Deterred by the hulking Giant, the Knights Pantheon resist the charge, causing Nick's flank to falter.


## TURN 2



GIANT V

but Phil's m  
'Eadbutt his  
meant that  
finished off  
a staggering  
his killer, c





## GIANT VS GIANT


All eyes were on the fight between the two Giants in Turn 2. Nick's Giant stormed in with a Thump with Club result, but Phil's managed to dodge it with a successful Initiative test and 'Eadbutt his foe in return! This not only caused a wound but also meant that Nick's Giant could not attack next turn. Phil's Giant then finished off the helpless Burplap with a Thump with Club that caused a staggering nine wounds! Nick's slain Giant then toppled bodily onto his killer, causing two wounds in his death throes. The irony...

## ORCS & GOBLINS

**Phil:** "Mercifully free from Animosity, my greenskins belted forward towards the Empire lines. I set up one Giant on the left flank, making sure that the Knights could not charge past Nick's own Giant to get at him, and that I could counter-charge with my Boarboyz and Wolf Chariot next turn. The left flank saw my other Giant, Little Gork, supported by the Wolf Riders and the Wolf Chariot. I was hoping to force his artillery's attentions away from my Giants, whilst concentrating my own fire on Nick's lumbering twosome."

"The first part of the plan worked, with my Spear Chukkas doing sterling work, and even my Night Goblin Shaman wounding a Giant with a successful 'Eadbutt spell."

"In Turn 2, Fanatics were whirling everywhere, and I grinned evilly as one careened through the stalled Knights, killing four of them. The Fanatics on the right flank smashed through the Free Company detachment, sending them packing, and their Wolf Rider cousins on the right flank wreaked a bloody revenge for their fallen mates by killing two of the cannon crew and riding the last one down. The Mortar crew panicked as a result, which was a bonus. The only thing not going to plan was the failure of my Black Orcs to rally – I thought Black Orcs were supposed to be disciplined!"





# TURN THREE



## EMPIRE

**Nick:** "The Grand Master hurled himself at Phil's Giant and killed him outright with the Sword of Fate! My Wizard was finally galvanised into action, turning a Fanatic to cinders with his Doomfire Ring. However, by the end of the Shooting phase there were still three left. My infantry advanced steadily – with all my artillery dead or fleeing, I had to take the fight to Phil. Finally, Gungaduff caused the Night Goblins to flee as he loped towards them, only to run them down. This was too much for a Wolf Chariot, which panicked and fled too, and not even a blow struck!"


## ORCS & GOBLINS

**Phil:** "As planned, I counter-charged the Grand Master with a unit of angry Boarboyz. The ensuing challenge had a predictable result – my Boss was sliced in two, but Nick's Lord still lost the combat and fled, never to return. My Spear Chukkas sealed the deal with a cracking shot, sending the Knights running for their lives. See ya!"

"The right side was looking less rosy – my Night Goblins had failed their animosity test, and my Wolf Chariot was destroyed by a revoltingly lucky stand and shoot reaction from Nick's crossbowmen. Still, my other Giant was holding the flank together."







The Fanatics cause havoc amidst Nick's battle-line.

## RUN AWAY!

Giants can cause one hell of an impact even before they get stuck in. Both Phil and Nick felt the effects of Terror in the first few turns, with Phil's Black Orcs running away as they were charged by Nick's Giant and failing to rally the next turn, taking them out of the game for a full three turns. On the right flank, Nick suffered a similar fate, with his big Halberdier unit turning tail and fleeing from Phil's Giant, leaving his flank in tatters.



# TURN FOUR

## EMPIRE

**Nick:** "No General, no Knights – eek! Don't panic; I still had my infantry intact and Gungaduff the Giant. The big fella charged the rallied Black Orcs and got so excited he Jumped Up and Down, turning six Black Orcs to jam. Sadly, the Warlord killed off the badly wounded Gungaduff, who then proceeded to fall on top of the Black Orcs, killing four more – Hoorah!


"The Night Goblins fled in the face of my charging Swordsman, so I moved up the Greatswords ready to support them. I'd been very cautious with this unit so far, but I felt that holding them in reserve would pay dividends later. Rudius killed another Fanatic with a Fireball – one to go. Of all my troops, the Halberdiers were probably the most nervous – they were about to be charged by Phil's Giant..."

## ORCS & GOBLINS


**Phil:** "I finally got to charge the Halberdiers with my Giant, supporting him with the remainder of the Wolf Riders. My Boar Boyz about-faced to threaten the big Spearmen unit approaching Deff and his recently rallied Black Orcs.

"My Orc Shaman was ready to unleash havoc with a Brain Bursta when, somewhat ironically, his brain burst. Even the Shaman's Dangly Wotnots couldn't avert the miscast, as I'd rolled three 1s! To add insult to injury, he took a Black Orc to the Great Green with him. My Goblin Shaman made some amends by killing the Greatsword champion with an 'Eadbutt spell.

"I cheered up fast when my Giant rolled a 'Pick up and...' result for his attack – always entertaining! Despite needing a 6 to hit from a failed Fear test, Nick's Empire Captain managed to fend off the fumbling Giant and wound him into the bargain. Gah! Even with the Wolfboyz' rear charge, the combat was a draw. The tide was turning fast."

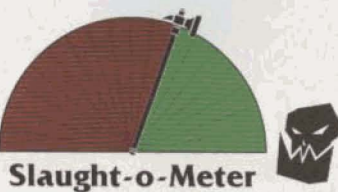



Gungaduff the  
mincemeat  
Black Orc!






Little Gork fails to pick  
up Nick's Captain.



**CRUNCH!**

Even in death, Giants are deadly. Several tons of brutish beast falling on top of you is enough to ruin anyone's day. Both Nick's Giants were particularly vicious after being slain. One fell on top of Phil's Giant, causing the wounds that enabled the Grand Master to slay it in the following turn (he caused 5 wounds in total), while the other nailed four Black Orcs (almost as many as were killed by the Jump Up and Down). These casualties were crucial as the unit was reduced below 25% when it fled in the final turns, meaning it couldn't rally.





# TURNS FIVE & SIX

## EMPIRE

**Nick:** "My Halberdiers were holding their own against Phil's Giant, who must have had sore fingers after my Captain thwarted his Pick Up attacks. In the combat that followed, the Giant tried a Yell and Bawl, but my troops held firm. The beast triumphed finally, picking up my Captain and throwing him across the battlefield to land squarely in my Greatsword unit. Bizarrely, he survived and filled in the incomplete back rank of the unit!"

"The Swordsmen were facing off against the Black Orcs, and I was banking on their rank bonus being enough to send them packing. This heroic stand left me open to a flank charge from the Boar Boyz next turn – that was going to hurt. Meanwhile, the dogged Halberdiers, even without their Captain, slew the last Giant. The Greatswords got stuck into the Night Goblins but, due to the Netters, could only manage a draw. With units locked in combat, a seemingly doomed unit of Swordsmen and a hapless pantomime Wizard achieving very little, I had to hope I could hold out."

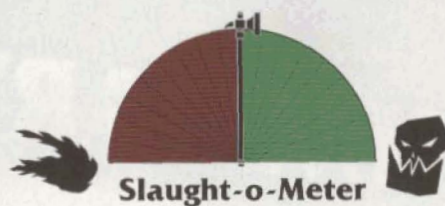


**A LITTLE PICK ME UP!**

Giants are bizarre creatures, fun to play and wonderfully unpredictable. Take Phil's Giant throwing Nick's Captain into the Greatsword unit. That turned out to be quite fortunate as it enabled the Captain to join the unit and make up the missing model in the last rank left by the dead champion. The piece of luck was crucial as it meant the unit got the extra +1 to combat resolution they needed to beat the Night Goblins, causing them and their Shaman to flee in the last turn of the game!







Slaughter-o-Meter

## TURN 5



### ORCS & GOBLINS

**Phil:** When the going gets tough, the tough get going, so I had charged my Black Orcs – all four of them – into the waiting swords of the Empire unit ahead. Suicide? Perhaps, but all I needed to do was hold them for a single turn and my Boar boyz would smash into the flank and run them down. I was confident in the abilities of Deff and his ladz. Too confident, as it turns out – the Swordsman champion skewered the Black Orc Boss, and though Deff and his ladz killed four humies in return I still lost the combat. I passed the break test, but it was merely a stay of execution. Next turn the beleaguered Black Orcs were not so lucky and fled, too depleted to rally. The Boar Boyz got their flank charge, skewering Spearmen left right and centre. They ran down the Empire troops, recapturing the Black Orc banner, but it was too late to save the hefty chunk of Victory Points represented by Deff's unit. The momentum of my attack had been halted by Nick's Giant and his suicidal heroics. The Kymester had turned what had looked like total defeat into a draw.



The valiant Swordsmen finally see off the Orc General and his ladz!



# SUMMARY

**“Anarchy was the only master in a game more unpredictable than the path of a Goblin Fanatic.”**

**“It was highly entertaining to see the Giants tipping the balance by belly-flopping their opponents!”**

## A FUNNY OLD GAME

**Nick:** Okay, it's corny but adequately describes this battle – what a laugh! Anarchy was the only master in a game more unpredictable than the path of your average Goblin Fanatic. My plan went to pot from the outset, having to send Gungaduff to do over the Greenskins on my left flank. Followed by the Knights' total failure to make an impact, I thought it might be curtains. However, the Giants came up trumps, doing crucial wounds

## MASS DESTRUCTION!

**Phil:** I can confidently say that the inclusion of four Giants in this battle report ensured that:

- 1) The game was total chaos from turn two onwards.
- 2) We had twice as much fun as a normal game.

I'll never forget the spectacle of my Giant ducking out

even when they died and ultimately changing the course of the game. Hats off also to the brave Halberdiers, who staved off a Giant's assault and eventually killed it – it also treated us to the funniest moment of the game, the Captain joining the Greatswords by way of becoming a human lawn dart and helping to win the combat. What a game, shame about the Knights Panther – never did place much faith in horses...

of the way of his gigantic enemy's club, only to come back in with a headbutt that knocked his assailant senseless. Classic! Never before have I seen so many flying foreheads in a single battle. It was also highly entertaining to see the Giants tipping the balance of the game by belly-flopping their opponents as they were finally toppled. The tide of the game really swung round about Turn 4, and it's mainly due to the failure of the Black Orcs to deliver – Deff will have a phobia of Giants for some time to come!



**GIANT OF THE MATCH**

### Gungaduff

- Scared away Black Orcs
- Scared away Night Goblins
- Scared away Goblin Chariot
- Killed 10 Black Orcs (4 by falling onto them)



OK, so it's an impressive miniature. But what can it achieve on the battlefield?

# THE BIGGER THEY ARE...


🏹 **Counter-attack.** A shooty army without much punch in close combat can really use a Giant as a fast counter-attack unit. Keep him in reserve, in case any enemy unit makes it through your storm of firepower – then let 'em have it with the big lad.

🏹 **Double whammy.** A pair of giants marching forward in concert is so intimidating for your opponent he will most likely break his battle plan wide open to try and counter the threat, leaving the rest of your force ready to turn the ensuing chaos into a massacre.

🏹 **Flank anchors.** Try protecting your flanks with Giants – as they cause Terror, your enemy's flanking units will probably have to take that all-important test on their own Leadership, as they usually range beyond the General's field of influence.

# ...THE HARDER THEY FALL!

For those of you who can't hire Giants, here's how to get rid of the brutes!



## Repeater Bolt Throwers

Giants are large targets, so missile fire is at +1 to hit them. Short range for a bolt thrower is 24", so these Elf-crewed skewer launchers will usually be hitting Giants on a 2+. Combined with a high rate of fire, it is possible to turn a Giant into an enormous kebab in a mere two shooting phases.

## Slayers

Dwarf armies can field a type of warrior called a Giant Slayer. Guess what? They are even better than your average Slayer at taking down Giants – they couldn't care less about Terror, they hit and wound Giants on 3s, and never, ever run away!



## Trebuchets

Bretonnian players know all about nailing Giants with a well-timed Grail Knight charge, but there is a much safer – albeit less chivalrous – way to take them down. Use Trebuchets to fling big rocks at the monstrosities, and if you're lucky enough to get a direct hit, consider it dead!







**Veteran Studio games designer Jervis Johnson tells us why he is so excited about the new Giant kit....**


# STANDARD BEARER

## New Model Armies

**I**n this month's instalment of Standard Bearer I thought I would take a closer look at the new plastic Giant we have released for Warhammer. I'm not planning to go on about what a great kit it is (even though it really is an awesome kit!), or how a Warhammer army that can include a Giant simply won't be complete unless it has one (though the army really will be sadly lacking without at least one of the new Giants), or about the amazing opportunities the kit offers the expert modeller (though I do expect to see quite a few Giants appearing in Golden Demon competitions from now on). No, what I want to talk about is why the release of the new plastic Giant is something that's important even if you don't have an army that can include a Giant, and even if you don't play Warhammer.

### Plastic is the word

You see, the key word here is not Giant but plastic. For while the Giant is an awesome, ground-breaking Citadel miniature, that is bound to set the gold standard for Warhammer kits for years to come, it's the fact that it's one of the last plastic kits we will make the traditional way. The great lumbering brute is nothing less than the herald of a series of technological innovations that are going to redefine the way that Games Workshop makes plastic models.




Martin Footitt at work on our sculpting computer.

I'd like to be able to explain what these innovations are for all you technologically-minded types, but unfortunately it is far beyond anything an old Luddite like me can understand. Suffice to say that they are using magic ju-ju machines with lasers and computers to create the models. Personally, I think they should start using dry-ice machines to add to the effect, but sadly my own innovative, ground-breaking ideas have gone unheeded.

But I digress. Not content with just being able to use computers to make Citadel miniatures, the boffins have come up with a machine which allows us to reverse the process and create a computer

### THE OLD WAY

Traditionally, we make our models out of Green Stuff, plasticard and the odd off-the-peg plastic or resin part, before turning them into a mould and casting them in plastic or metal.



**“The great lumbering brute is nothing less than the herald of a series of technological innovations that are going to redefine the way that Games Workshop makes plastic kits.”**



version of a physical object. Once again, I have to admit that I'm hazy on the tech being used, other than that it uses laser beams and computers. It's all very Star Trek, though sadly without the lovely alien women in skin-tight costumes!


### What it all means

The implications of these innovations are profound; it's now possible for a sculptor to create a model on a computer. Alternatively, a sculptor can work traditionally and then have that model converted into a computer version. This means we'll be able to make new plastic models much more quickly, which has to be a good thing for all concerned.

If this was all that was going on right now, then it would be exciting enough, but the fact of the matter is that the innovations I've been talking about aren't confined just to the Studio. Equally ground-breaking new techniques are being developed by the unsung heroes that staff our plastics manufacturing plant.

These innovations will make it much more straightforward for us to make new plastic kits, and this in turn means we can start to conceive of a time where the bulk of the models that make up an army will be made in plastic. Up until now it's really been just the regiments or popular troop choices that we made in plastic, with a couple of notable exceptions, but I predict that within the next decade players will be able to field 'all-plastic' armies for all of our games.

But that is not all, oh no, not by a long chalk. The new technologies being developed also mean that we can consider making things in plastic that we could never have dreamt about making before. We can consider making more terrain features, such as the plastic hills we included in the Battle Of Five Armies boxed game. Most excitingly of all, it has allowed us to think about making some really large plastic kits, even bigger than the Giant or the Mûmak; a siege tower for Warhammer, perhaps, or maybe a super-heavy tank for Warhammer 40,000? All of this is beside the other improvements that the new tech offers us. It really is all rather exciting...



After being made, the Carnifex was scanned into the computer, allowing us to do all kinds of funky things with it.



### Good things come...

Having got you frothed up into a frenzy of anticipation (well hopefully, anyway), I'm going to have to bring things back down to earth again. Like all good things, it is going to take a little while for these techniques to really start to kick in, so don't expect to see a slew of plastic kits being released tomorrow. When all is said and done, the Giant that inspired this article was mainly designed using the old-fashioned techniques we've developed over the years for the rest of the kits in the Citadel range. In fact it is only the base on which the Giant stands that was designed 'virtually'. Even so, the Giant still qualifies as the forerunner of a host of innovative new designs, and you will soon begin to see more kits that have benefited from the cutting-edge work carried out by our sculptors, master mould-makers, and the guys in our plastics plant. A brave new world beckons!

### THE NEW WAY

This upcoming Eldar support platform was partially created virtually.



If you want to comment on this column then you can do so on the forum:

[www.games-workshop.co.uk/forums/gamesdevelopment/](http://www.games-workshop.co.uk/forums/gamesdevelopment/)



# War Machines of the Tau Empire

Assembling and painting sleek Tau tanks is different from building angular vehicles. Here's how to get the most from your kits, including some basic and advanced construction tips, how to paint Tau vehicles and a masterclass by painter Chad Mierzwa.

## Vehicle Accessories

Additional parts such as stowage and crew make any tank appear more realistic and 'lived in'. Tau vehicles have a cleaner look than vehicles from Imperial or Ork armies, but the addition of a commander, and wargear such as sensor arrays, make them look more individual. Weapon options can also be dealt with in a practical way.

## Assembly Tips

Tau tanks have smooth, curved armour plates so mould lines and blemishes from attachment points look obvious. There are plenty of unusual features too, such as whether the model is mounted on a flying base or stands on its landing gear.



- ❗ Parts can be damaged if you clip them off the sprue too closely.



- ❗ Leave plenty of sprue attached: trim it flat with a modelling knife.



## Mould Lines

Unfortunately, mould lines and flash are an inevitable part of the plastic casting process. These are generally very easy to remove, as they can be scraped off with a hobby knife.

## Basing

There are a number of ways to base a Tau tank – it comes down to personal preference. If you have a model with its landing gear down, you can get the best of both worlds by mounting it on a removable flying stand.



- ❗ This Sky Ray has been glued to a flying base, which has been flocked.



- ❗ By drilling and pinning the model to its flying base, it can be removed at will.



## Tank Commander

The commander is an optional detail that can be added during assembly. Alternatively, you may find it easier to assemble and paint the commander before gluing him into the cupola.



- Glue the commander's body into the cupola.



- Attach the arms to the torso.



- Position the commander's head.



- Use a Fire Warrior head for a simple conversion.

## Wargear

We recommend specific places to attach the additional wargear that comes with the kit but feel free to put them where you like.



- Front wings/nose.



- Under the nose.



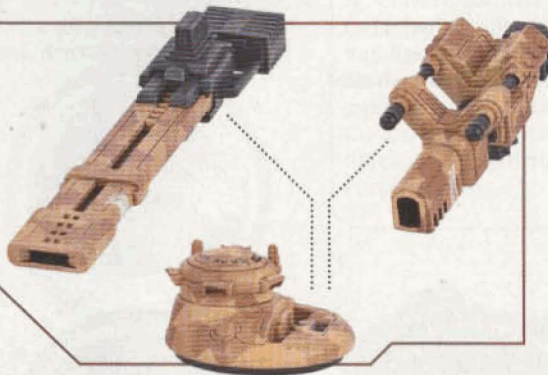
- Fit them instead of the Gun Drones.



- Specially designed recesses.

## Weapons options

If you want the option to change weapons from game to game, why not assemble both the railgun and ion cannon, holding them in position on the turret with pins?



Some parts on the kits, such as the Drones, are designed to be removed. Others, like the engines, can be movable. Make a note of which parts you want to be able to move, then take extra care not to glue them during assembly.

Movable Parts



Engine close-up







# Painting your Piranha

The armour plates on Tau vehicles look best with extreme highlights painted onto the edges. Tau use camouflage patterns, but quite unlike those used by other races – it is much more geometric in style. However, you could take inspiration from other sources, such as animal hide (see Imperial Armour volume three).

## Camouflage



- 1 Apply several thin coats of Vomit Brown over a black undercoat. Once dry, use a soft pencil to draw the pattern on the hull.



- 2 Start to fill in the camouflage pattern. Paint some of the shapes Bronzed Flesh.



- 3 Fill in the rest with a 1:1 mix of Vomit Brown and Vermin Fur.




- 4 Carefully paint in the panel lines with Bestial Brown thinned down with water.


## Flat panel lines



- 1 Start by lining in the panel lines with thinned down Bestial Brown.



- 2 Apply extreme highlights to the edges using Bronzed Flesh.



- 3 Highlight the prominent edges of the panels with a 1:1 mix of Bronzed Flesh and Skull White.



- 4 Mix more Skull White into the highlight colour and apply to finish off.



Use these colours to paint Sept markings on your vehicles.






# Masterclass

Chad Mierzwa has given this Hammerhead a stunning paint job, featuring a fully painted crew compartment and a multi-layered camouflage scheme. Here's how he achieved these effects.

## Camouflage



- 1 Catachan Green was stippled in patches onto the black undercoat.



- 2 Codex Grey stippling was applied on top of the Catachan Green.



- 3 A 1:1 mix of Catachan Green and Shadow Grey was applied next. A final stipple of Catachan Green was applied to mute the colours.



- 4 Masking tape was cut into rough lightning bolt shapes and applied to the hull.




- 5 The tank was painted with dark grey paint, then the tape was removed to reveal the camouflage.

## Stippling

Stippling is used to build up patches of colour such as camouflage. Use a large drybrush and wipe most of the paint off. Rather than drag the bristles across the surface of the model, dab the paint on, creating random patterns. With successive highlights, build up some areas to get a mottled effect.

## Crew Compartment

A wash of Bleached Bone was applied over a Skull White undercoat. The seats were painted Catachan Green, and highlighted with Rotting Flesh. The doors were painted with a 1:1 mix of Codex Grey and Chaos Black, and highlighted with Fortress Grey.







## index Xenos

From the lectures  
of Lord Inquisitor  
Eusebius Nomandes,  
Ordo Xenos

The Vespids Stingwings are an alien race subservient to the Tau Empire, and they pose a threat even to the Imperium's best armoured warriors.

# The Vespids

The Stingwings hail from the storm-wracked, high-pressure gas giant of Vespids, where they evolved amidst drifting, lighter-than-air rock islands. Each island is an independent nation, with its own leadership and traits.

Vespids is fully integrated into the Tau Empire, lying as it does close to the Tau Sept world of D'yanoi. Upon contact with the Tau, the Stingwings displayed no hesitation in joining the empire, and now fight in Tau armies, where they are afforded an uncommon respect by the warriors of the Fire Caste.

There are a number of characteristics that make the Stingwings extremely valuable to the Tau. The first factor is the Stingwings' weaponry. Each Stingwing carries a neutron blaster fitted with a crystal harvested from the deepest reaches of Vespids' cloud seas. The weapon was designed by the Tau Earth caste, and it is capable of emitting a short-ranged, but deadly stream of radiation. This blast will ignore all but the most sturdy of armour, reducing biological matter or delicate machine components to cinders.

The second advantage the aliens possess is their wings, upon which they are able to fly, weaving in and out of cover to close on their foe. Those few warriors who have survived a Stingwing attack state that they appear from nowhere, darting out from concealment to unleash a devastating burst of neutron fire.

These two features combine to dictate the most common tactic used by

Stingwings. The Tau frequently direct their allies to attack through dense terrain – the type of ground from which the enemy would scarcely expect the Tau themselves to approach. It often comes as an extremely unpleasant surprise to an enemy when he discovers the flank he thought anchored by dense terrain has in fact been infiltrated by fast moving aliens. The Tau, specialising as they do in combined arms warfare, launch mechanised and battlesuit attacks at key enemy points, timed to strike at the exact moment the Stingwings assault.

To date, the Tau Empire has fielded the Vespids Stingwings in a number of campaigns, where they have gained a terrifying reputation, and are already the subject of a number of battlefield myths. One early account that was believed by many held that the Vespids are prone to consume their own fallen. This tale was taken as canon by many in the Imperium's upper command echelons, but is now believed to have been a simple case of misidentification between the Stingwings and the barbaric Krook; another race subservient to the Tau.

The name 'Stingwing' is in fact an appellation coined by Imperial Guardsmen of the 15th/11th army group posted to defend the frontier worlds bordering the northern marches of the Tau Empire. The name is entirely appropriate to the aliens' style of attack, which has made them feared by almost every race that has faced them on the field.

++Ordo Xenos clearance  
Alpha Subject:  
KV/R5-27 'Vespids'; Tau  
Empire auxiliary warrior  
++Genotype:  
Class 3 insectoid  
++Primary features:  
Silica-based chitinous  
exoskeleton; striated  
visual cortex;  
tridactylous  
++Capture Date:  
4279892.M41  
++Date of Interrogation:  
0298892.M41  
++Autopsy date:  
04332892.M41  
++Held:  
Tokumaga Lunar Fortress  
of Inquiry; Brar VII  
++Attending explicator:  
Inquisitor Torkwill  
Kriegheim

++See attached files  
'IG-VIIa.397i Stingwing';  
'IX-982(ef) Tau Empire';  
'KV/r5-28 Autopsy';  
'DM2291- Damocles  
Crusade' ++





#### Commonion Helm

The commonion helm worn by senior Singwings (strain leaders) appear to facilitate communication between the Jax and their subjects, whose mindsets are very different. Without the strain leader to convey the Jax's instructions, however, the remaining Singwings are likely to become disoriented and unable to coordinate their actions with those of their allies.

**++See attached sub file**

**"Xenos Field Precautions 222.ZX.946"++**

#### Mecoplasurum armor

The armor worn by the Singwings is of Jax origin, and is constructed of a similar composite material to that worn by Jax infantry. The Vespids are believed to be capable of manufacturing this material in their own production facilities, and may now be doing so in large quantities.

#### Sept markings

Many of the Vespids' nations have reportedly established working relations with specific Jax Sept worlds, and often sport the markings of the Sept forces they accompany to war.

**++See attached file "Know the Xenos, Kill the Xenos (3.1)"++**

#### Vespids' Neutron Blaster


The bulk of the neutron blaster is of Jax manufacture, the Vespids not yet having attained the technical facility to fabricate it themselves. The crystal is reportedly harvested by the Vespids, and the neutron radiation within discharged by the weapon. Only a Singwing may operate a neutron blaster, for continued exposure to its radiation is ultimately lethal to other races. In addition, it has been theorized that the harmonics of the aliens' constantly vibrating wing membranes modulate or aid the containment in some manner.

#### Organs

Adult Singwings have three pairs of 'eyes'. The uppermost pair is believed to see in the ultraviolet spectrum, the middle in the mid ranges, and the lowest in the infrared.

**ADEPT'S NOTE: No visible auditory receptors.**

**++See file "Post-autopsy interrogation/specimen 61"++**



Antennae (controls balance, minor olfactory nerves)

Wings

Sclerotized veins protected by armored shell.

Triple segment armored tarsus/claw.

The Singwings' hard claws allow them to excavate tunnels in the rock of their drifting islands, though mechanical devices now perform this function.

Armor plates

These protect key body parts, including major internal organs and frontal portions of limbs.

Vestigial sternite/armored tergite.

The Singwings are possessed of a vestigial stinger. No post-battle reports exist to indicate this is used as an offensive weapon, despite initial rumours to this effect.

Skin coloration appears linked to the subject's nation of origin, and may vary enormously. Mottling appears consistent within strains, though much variation in patterns is noted within each nation.

Neutron containment crystal mount (crystal removed from weapon).

**++Ordo Xenos access only++**





# index xenos

## T'au

This Stingwing unit sports armour and markings indicating that it serves with the Fire Caste forces of the T'au Sept. The blue mottling on the warriors' chitin link them to the strain that served alongside the famous Commander Puretide at the Dal'yth counter attack, one of the first battles in which the Tau fought alongside the Vespids.



## Sa'cea

The orange markings on the weapons here indicate this strain is serving with forces from the Sa'cea Sept. The colouration of the armour conforms to a pattern worn by Sa'cea Hunter Cadres when operating in urban warzones. This example was seen on Kee'an Prime, a settlement to the galactic south of Medusa V.



**"Watch the flanks  
for these Xenos,  
my brothers, for  
death is heralded  
by the sound of  
their wings."**

Scout Sergeant Morphidious,  
Astartes Brazen Claws



## Vior'la

These Vespids bear the red markings of the Vior'la Sept, and their armour is of a pattern shared by Fire Warriors of that world. They demonstrate the fact that, although the blue colouration of the first example is the most common, many of the Vespids nations exhibit unique skin and chitin colours.




## D'yanoi

D'yanoi is the Tau Sept world closest to Vespids, and its Hunter Cadres are frequently accompanied by Stingwing allies. These Stingwings bear the blue Sept markings of D'yanoi, but not the brown armour commonly worn by D'yanoi Fire Warriors. This may indicate that they are serving in an expeditionary force upon another world.











**WARHAMMER®**  
**40,000**

# CITIES OF DEATH

**DEADLY URBAN COMBAT  
IN THE 41<sup>ST</sup> MILLENNIUM!**

Across countless worlds the forces of the Imperium struggle for supremacy against powerful alien races. On these worlds, the most bitter conflicts are reserved for the cities, where armies fight to the very end to protect their governments, resources, and the existence of their race.

In this new Warhammer 40,000 gaming supplement, you will find:

- 80 page book
- Full rules for urban combat
- 22 strategems to undo your opponent
- 11 new missions
- Full hobby and modelling guide



**WARHAMMER**  
**40,000**  
**EXPANSION**

**OUT NEXT MONTH**

**New Warhammer 40,000  
building kits!**



# REGISTRATION BEGINS 21.06.06

## GLORY AWAITS YOU ONLINE

Registration for the Medusa V worldwide campaign could not be easier, just log on to [medusav.games-workshop.com](http://medusav.games-workshop.com) and provide your name, e-mail address and a password. You will then be sent an e-mail with a unique identity code which will enable you to activate your account. After this, you will be able to post the results of your Warhammer 40,000 battles online, and help to decide the difference between glory and defeat for your faction upon the blasted surface of this warp-doomed world.

### Website Features

- **Service Record**  
Tally your triumphs and defeats
- **Unique battlefields**  
Battle over spaceports, ruined cities, agri-complexes, ice wastes and more
- **Leader Boards**  
Measure your might against the rest of the world
- **Scenario ideas and objectives**  
More ways to play
- **Hobby Section**  
Comprehensive modelling and painting guides

### Special Events

All Games Workshop stores and many independent retailers will be running battles and other events over the duration of the campaign. Participation will be reflected upon your Service Record with special campaign ribbons and citations. Check White Dwarf and the web for more details!

### New Releases

The Medusa V campaign will be supported by a range of new Citadel Miniatures. Some of these are detailed on the following pages, but this is only a taste of what is to come. White Dwarf will bring you the full details of these models as they are released.

### Timeline

- 03.05.06 Website online
- 07.06.06 Website opens
- 21.06.06 Registration begins
- 05.07.06 Campaign starts
- 30.08.06 Campaign Ends
- 01.09.06 Results posted



# MEDUSAV.GAMES-



HONOUR



RESEARCH



HOLD



CORRUPT



WAAAGH!



PRESERVE



ENSLAVE



DEVOUR



HARVEST



# THE FALL OF MEDUSA V

THIS SUMMER A WORLD WILL DIE

WORKSHOP.COM



# THE FALL OF MEDUSA V



## Imperial Guard



Regiments from across the Imperium flock to Medusa V, and the honour of leading them has fallen to Lord Marshal Graf Harazahn of Vostroya. Harazahn has vowed to secure complete control of the planet in the name of the Emperor, no matter the cost.

**NEW!** Vostroyan Commander

## Orks

The hulk of the infamous Bad Moon Warlord Nazdreg Ug Urdgrub has crashed into the world of Medusa V. Nazdreg's Weirdboyz have warned him of the end of the planet, and the Warlord means to escape.



**NEW!** Ork Big Mek



## The Tau Empire



From their hidden facilities on Medusa V, the Earth caste strives to undo the last check on Tau power – their lack of Warp travel. Their Etheric Scanners, pointing at Van Grothe's Rapidity, are harvesting data, in a bid to unlock the unknown mysteries of the Warp.

**NEW!** Tau Stealthsuit

## Eldar

The webway was once the Eldar's key to power. Now shattered, it may prove to be their undoing – the portal on Medusa V is permanently open. The power of Chaos must be prevented from entering the webway, so swears Elarique Swiftblade of the Alaitoc Craftworld.



**NEW!** Eldar Ranger





## Dark Eldar



Dark Eldar Archon

Slaves are the coin of the Dark Eldar realm, and slaves in war are easy to take. Archon No'Akei, Daughter of Pain, plans to take as many as she can, so that she may return to Commoragh in triumph, and cast down her former master Asdrubael Vect.

## Necrons

The minds of the Necrontyr are full of loathing for flesh, yet it is within flesh that reside the souls they crave. The storm offers them a rich opportunity – if tamed, it could seal off the world, allowing them to feed in peace forever...



Necron Destroyer Lord



## Space Marines



**NEW!** Space Marine Chaplain

Captain Sicarius of the Ultramarines, hero of the Medusa Schism, has returned to the Medusa system at the head of a crusading force drawn from dozens of chapters of the Adeptus Astartes. They know the power of Chaos, and that Ygethmor must be stopped.

## Chaos

Abaddon has dispatched Ygethmor to Medusa V. This fearsome Chaos Sorcerer has foreseen a planet scoured by the changing power of Chaos, transmuted into a Daemon World, himself as its master.



**NEW!** Daemon Prince

96:18:42:16  
WARP STORM IMPACT



# TYRANIDS

In the crucible of urban war, a new strain of Tyranid is evolving, a breed of Lictor that is all but invisible. Should it be reabsorbed by the hive-mind, it would further the cause of the Great Devourer across the galaxy.

## Tyranids

The new Biovore provides long-range fire support for the Tyranid hordes, while the 'Death Leaper' Lictor species spreads terror in Medusa V's teeming hive cities.



NEW! Biovore




NEW! Death Leaper

*The Tyranid hive-mind is but one threat Medusa V's defenders face.*



THE FALL OF  
MEDUSA V





# Ordo Xenos

Message Decryption Simulator

|             |                 |                          |                 |
|-------------|-----------------|--------------------------|-----------------|
| Destination | Nemesis Tessera |                          | Telepathic Duct |
| 999         | Agent           | Lord Inquisitor Kryptman | Reference       |
| 41          |                 |                          | Inq/3/1159168   |

## New threat upon Medusa V

The God-Emperor is not fond of Medusa V. Even if the Tyranid Hive Fleets do not all life first, Medusa V has a matter of weeks left before the warp storms engulf it. Another few billion Imperial citizens die. It is nothing we have not borne before. But at large upon the doomed planet signifies a greater threat. If the Tyranid are so advanced that they are next to undetectable we cannot hope to eradicate them. Hive fleets are summoned.

It is imperative that the new Tyranid adaptation sighted upon Medusa V, a strain of the Lictor genus, does not return to the Hive Ships and allow them to reclaim its genetic code. Should that happen the Hive Fleets will reproduce this highly successful mutation on a galactic scale.

Every single Tyranid that reaches Medusa V has to be exterminated immediately. Emperor only knows if we have enough armies in system to halt an entire splinter fleet, and even if we succeed the planet is doomed by the encroachment of Van Grot's Rapidity. With this in mind I advise we consider the ultimate sanction of Exterminatus.

The Emperor Protects,  
Lord Inquisitor Kryptmann

atins. 128.999/M41

Another dark day on Medusa V. This vile planet's nest they call a Hive city is plagued by constant rumours of a murderous ghost. We've seen the corpses to prove it. The sacred sacrists we are using as a medicare business as usual - the uprising is a puce in the upper spires of the Hive. Under a sheet, on the altar. Emperor watch out. Not so much a body as a collection of bones. One poor soul's ravaged face will stare up to the grave - something had fallen into his mouth and nostrils before he died in pieces. This is no ghost, but for all information we have about it, it may as well be.

atins. 129.999/M41

was right - there's a Tyranid out there in the Underhive.

the thing they are calling the Leaper. It has eyes. A flash of blood and bone as it leaps and a blur of white as it took on the Rorska.

we even managed to salvage a piec-capture from the servo-skull, though it cost the lives of three good men.

Poised to strike, a split second before its claws punched into Chavensk's chest. Then, as we opened fire, it disappeared completely. Some chaotic ability, it burst out from a disused lift shaft we had checked mere seconds before. How can you fight something you cannot see?

And where there's one there will be more. It always seems to come in threes, and with the first one comes up with the planet being overwhelmed by a tide of voracity.

Medusa V is doomed, and us with it.



# DESERT

The Taros Campaign book, Tallarn Imperial Guard





# WAR

and desert fighting rules.

## TAROS CAMPAIGN



The Taros Campaign is the third book in the Forge World Imperial Armour series. It's available in our Hobby Centres right now and, to coincide, the Tallarn Desert Raiders are being re-released. The book also ties in nicely with the latest Warhammer 40,000 release, Codex: Tau Empire.

**I**mperial Armour 3: The Taros Campaign much like its predecessors is a lavish, glossy, hardback volume, literally rammed with background, rules and illustrations. Where it differs, however, is the campaign element to the book, which is described in comprehensive detail.

The book weighs in at a mighty 320 pages, comprising of the following sections:

**Detailed and immersive campaign background and story**

The campaign is broken down into seven chapters, starting with the background of Taros and the outbreak of hostilities, through the major conflicts of the war and the eventual conclusive battles and actions.

**Hundreds of lavish photographs**

Full-colour images and black and white pseudo-war photography litter the book throughout and include battle scenes, maps, sketches and more.

**Vignettes and forces background**

Exquisite, never-before-seen vignettes including The Raptors Space Marine Chapter, Tallarn Desert Raiders, Kroot Gnarloc Riders and Elysian Drop Troops.

**Hundreds of technical drawings**

In full colour, these precise drawings depict all of the vehicles involved in the conflict on both sides, encompassing exhaustively the Raptors, Tallarn Desert Raiders, Tau, Elysians and more.

*continued next page...*





*Imperial Warhound Titan*

**Forge World**



*Tau Orca*

*continued from previous page...*

### **New vehicle rules**

A host of new vehicles, all available from Forge World, are described with full rules and background.

*Tau; New battlesuit variants, Tetra Scout Speeder (a smaller version of the new Piranha), drone sentry turrets, Tiger Shark, Barracuda, Orca, the awesome Manta and many more.*

*Imperial; Bombard, Drop Sentinels, Aquila Lander (a crashed version is available in the Battle For Macragge box game), Thunderhawk transporter and Warhound Titan.*

### **New army lists**

Three new army lists to use with the forces described in the book, the major protagonists of the conflict.

- 23rd Elysian Regiment: Drop Troops
- The Tallarn Imperial Guard
- Tau Auxiliaries

### **Scenarios**

A near-exhaustive raft of scenarios, enabling you to re-enact the pivotal moments and battles of the campaign, from the ill-fated 'Attack on the Governor's Palace' to the desperate 'Mission Deathblow'.

### **Appendix**

As if all that weren't enough, there's an Appendix section that includes updated and new rules for Super Heavy Vehicles, Flyers and a host of Taros inspired colour schemes.

## **DEATH IN THE DESERT**

The storyline in The Taros Campaign is incredibly involved and compelling, reading like an authentic war journal. It's exciting too – the accounts of the massive battles and tactical manoeuvrings are akin to some of the heroics ripped out of a Black Library novel.

Add to that tactics, maps and diagrams, the vast array of schematics, technical drawings and other imagery and you've got a comprehensive volume describing a conflict in such exhaustive detail, and in every possible theatre of war, as has never been described before.





# TAROS CAMPAIGN

*Rough Riders – Carrying powerful hunting lances, Rough Riders pack a powerful punch in close combat and are a common sight in Tallarn armies.*



## THE DESERT RAIDERS

The Tallarn are mobile guerrilla fighters, evasive and opportunistic. They are especially well-known for their hard-fighting Sentinel squadrons and are masters of hit-and-run warfare. Tallarn are all accomplished riders; often they will use riding mounts to move from battle to battle, dismounting only when they are close to the enemy and wish to employ stealth. Once the enemy are sighted, the Tallarn will stalk them relying on their practiced marksmanship and lightning-quick curved knives to achieve victory.

**Preferred special weapon:**

Plasma gun

**Preferred heavy weapon:**

Missile launcher

- Priests
- Hardened Fighters
- Rough Rider squadrons
- Light Infantry
- Sharpshooters



*Desert Raiders squad – These are the brave fighting men who make up your platoons. The preferred weapons of a Tallarn squad are the plasma gun and missile launcher.*

## CAPTAIN AL'RAHEM

Captain Al'rahem is one of the legendary heroes of the Tallarn Desert Raiders. Although there are no rules for him as a special character, you can still represent him in your games using the profile of a Heroic Senior Officer and the wargear given below:

| WS | BS | S | T | W | I | A | Ld | Sv |
|----|----|---|---|---|---|---|----|----|
| 4  | 4  | 3 | 3 | 3 | 4 | 3 | 9  | 5+ |

**Wargear:** Master-crafted power weapon, master-crafted plasma pistol, Macharian Cross, Trademark Item (sunglasses) and refractor field. His command HQ can be upgraded as normal.

**Points:** 160

Captain Al'rahem has had an illustrious and decorated career. For the full background behind this character and his exploits follow the link below.



IMPERIAL ARMOUR 3: THE TAROS CAMPAIGN AVAILABLE NOW – £55





# TALLARN DESERT COMBAT



**Pete Jarman has been with Games Workshop for over 5 years, the past year spent in Direct. He is currently working on too many projects to mention, but took time out to paint this ace Tallarn Combat Patrol.**



*The army includes these great objective markers.*

**Pete:** I have done a few Imperial Guard armies in the past, so with the re-release of the Tallarns (My favourite metal Imperial Guard regiment since the plastic Cadians replaced all my metal ones!), this was the perfect opportunity to resurrect my passion for the Emperor's finest.

## ARMY SELECTION

400 points isn't a lot to play around with for most armies but Guard are relatively inexpensive, man for man, so you can have your cake and eat it!

**Doctrines:** It's all too easy to make an Infantry squad cost over 100 points with all of the skills and wargear available – not very practical in such a small game – so I decided to stick with a standard Guard army and not use doctrines.

**Troops:** A standard Infantry platoon led by a Junior Officer was a solid base for my force

– with lots of models to put on the table and an impressive amount of firepower as well.

Squad One, with both a grenade launcher and mortar, would deal with large units. The mortar could also suppress enemy fire with its pinning attack.

Squad Two, with an autocannon and plasma gun, would deal with light vehicles, and high Toughness/high armour save troops.

I gave the Junior Officer a bolt pistol and a lucky Guardsman got a melta gun, but otherwise I left them without upgrades – their role would be to plug any holes in my line or to boost the firing of another unit.

**Elites:** To support the Infantry, was a unit of seven Hardened Veterans with a missile launcher. The Sergeant got a boltgun (just because I really like the Lieutenant model, I couldn't bear to convert him!). Their higher



# RAIDER PATROL



## PAINTING

- Chaos Black undercoat
- Use a fairly brown and co-ordinated camouflage colour scheme to tie in with their desert raiding background.



- Basecoat Bestial Brown with patches done in Snakebite Leather and Bleached Bone.



- Pouches and accessories were either left black or painted Scorched Brown to keep the model simple.



- Headscarves and trousers were painted Fortress Grey. This helped the overall composition of the model whilst not making it look out of place or too bright.

BS allows me to deal with anything I may miss (literally – I have notorious bad luck!) with the rest of the army.

**Fast Attack:** The five Rough Riders give the force some edge in close combat. I can leave them back to counter-attack the enemy if they get too close to my front line. Alternatively, I can use them to get around the table quickly with their Fleet rule to take objectives or annoy my opponent. Their lances are a bit of a 'one trick pony' (*oh dear – Ed*), so I have to be careful when I commit them to combat.

Finally, I went for a Sentinel, giving me another weapon to deal with armoured transports before they (or the troops inside) became a threat.

## SUMMARY

All in all, this is a scouting force, both in composition and background (I prefer to


make pretty armies for my games rather than practical) – something I aim to continue when I expand the army.

## EXPANSION

Rather than using the Tallarn doctrines given in the back of Codex: Imperial Guard, I'll choose a few of my own to represent a different formation. I want them in Chimeras, so the Mechanised alternate Regimental Organisation is a must, and backed up by Ogryns (I want to try some ideas for converting from the Warhammer plastic Ogres). I'll also choose Rough Riders and may be tempted to take the Xeno Mounts specialist kit (see WD292 or the Chapter Approved section of the website for the rules) to beef them up in close combat (providing I can bring myself to pull the models off their horses!). Lastly, I'll take the Sharpshooters skills and drills, just so I can re-roll all those 1s when I shoot (trust me – there are loads of them!).



## THE EVACUATION



Seriously wounded and then taken prisoner by the Tau, General Syckava of the 23rd Elysian Drop Troop regiment was the highest-ranking Imperial officer captured during the Taros campaign. His regiment had been all but annihilated at hydro-processing plant 23-30, but he survived. Because of his rank, the General was singled out from the other prisoners, given medical treatment on his shattered arm and transported under guard to the headquarters of the Tau supreme commander on Taros, Shas'ō R'myr.

Tau operations were being conducted from a compact command complex situated in old mine workings underneath a non-descript cluster of old mine buildings just west of Tarokeen. The bloodied and dusty General was led down to meet his nemesis. Within, waited the Shas'ō, alongside him stood his advisor, in long priestly robes. Another civilian, a diplomat or negotiator, was also present to act as an interpreter, as were three wary bodyguards, eyeing the human General closely.

The Shas'ō commended Syckava on his regiment's courage and bravery, but he must now realise that the war on Taros was lost. He assured the General that Taros would soon be part of the Tau Empire. After questioning the General about the Imperial Guard's remaining strength, and their future intentions (all questions which the General stoically refused to answer), the Ethereal asked if the General would act as an emissary to his superiors. The Ethereal had an ultimatum for the Gue'la, a ceasefire offer to end the bloodshed and allow the humans to withdraw unmolested, if they disarmed. The Tau would allow transport ships free access to Taros to evacuate their soldiers and personnel under the ceasefire agreement, as long as the largest war ships withdrew from the system. The Ethereal also offered to turn over the renegade Planetary Governor Aulis, whom they had under close guard, in a prisoner swap for all the Tau captives the Emperor's forces were holding.

In return for his assistance the General would be assured a new position commanding the human auxiliaries now under the Tau's control on Taros. With the Emperor's forces defeated the post of 'Commander of the Taros Garrison' would be his for life, an honoured position with all the attendant wealth and status human commanders seemed to crave – if he helped the Tau now.

General Syckava flatly refused the Ethereal's offer. To act as an emissary and offer terms to his higher commanders would turn him into a traitor to his Emperor. He would not be a messenger and broker a ceasefire, even if it bought him a future life of luxury. If the Tau wanted the Emperor's forces off Taros, they would have to eject them. He finished by assuring the Tau commanders, "We will fight you every step of the way."

Rebuffed, the Shas'ō sent the General back to rejoin the other prisoners. There would be no swift end to the war. It was a lapse in security that would cost the Tau dearly. The other prisoners were divided up and sent as new labour to distant mines. Despite his severe wound, all the time he had been a prisoner General Syckava had been observing, taking-in details. As a high-ranking officer he had had access to maps and secret information about Taros and the overall campaign plan that the other prisoners had not. He would put that knowledge to good use. From his observations he had a good estimate of the location of the Tau command post, and from his transport's flight path a good idea of which mine he was en-route to. General Syckava had been a loyal servant of the Imperium all his life, he was still one, and he would not lie down whilst the Tau completed their ultimate victory. He planned to escape, or die in the attempt. Gathering a small group of Elysian prisoners about him, men who were still loyal to their former commander, Syckava made a plan to escape from the mine and strike out for the nearest Imperial Guard lines.

He did not wait long to act. On the first night at the mine Syckava and five men overwhelmed three human guards, stole weapons and water canteens and struck out into the desert. The escapees split up to confuse pursuit. Using his inside knowledge Syckava headed westwards, to where he believed the 331st Tallarn regiment's lines were positioned.

The guards did not bother to organise any pursuit. There was nowhere to run, and without supplies nobody could survive the deserts for long. The escapees were dead men.

They were almost right. After three days under the merciless sun Syckava was on his last legs. Stumbling westwards, down to the dregs of his water, face and hands blistered by the heat he finally collapsed. By a last desperate act of will power, rather than lie down and die he scraped a vague outline of a large Imperial eagle into the sand, and prayed to the Emperor that somehow somebody would see it.

**"The Tau would allow transport ships free access to Taros to evacuate their soldiers and personnel under the ceasefire agreement, as long as the largest war ships withdrew from the system."**



Taros is a fairly barren and desolate planet, encompassed largely by hostile desert terrain. It does, however, have one chief and salient virtue – it is a mining world and the ore it provides to the neighbouring Stygies VII forge world is vital in the production of Imperial tanks and other vehicles, hence its strategic value to the Imperium.

## SCENARIO: THE FLIGHT OF GENERAL SYCKAVA

General Syckva and a handful of Elysian survivors have escaped the Tau mines into the desert, desperate to return to Imperial lines. Cresting a high dune he discovers he is not alone in the arid landscape, a Tau reconnaissance operating in the area has picked them up on their radar.

Believing they are doomed, Syckva resigns himself to labour in the mines, just when a patrol from the 331st Tallarns appears...

### THE BATTLE

General Syckva and his men are caught in fairly open terrain between the Tau and Tallarn patrol forces. Armed with nought but a stolen las pistol and some improvised weapons, Syckva and his men cannot contribute to the battle and must escape.

### SET-UP

The game is fought on a 4'x4' table. It is largely open terrain but high dunes and other natural terrain provide some cover for Syckva and his men. Alternatively, you could roll on the desert terrain generator on page 50 to determine the nature of the battlefield.

1. General Syckva and the other Elysians are placed in the centre of the table first, before either of the Tau or Tallarn forces arrive.
2. Before any units are placed, General Syckva and his men (controlled by the Imperial player) may make a single move.
3. Both sides roll a D6. The highest roll may decide whether to take the first turn. All units for both sides are in Reserve, although as Syckva effectively takes a turn before anyone arrives it is treated as turn two as soon as it is the first player's turn (ie, their units will arrive immediately on a roll of 4+). After this initial move, Syckva will then take his turn with the Imperial player.

4. The Imperial player comes on from the table edge Syckva is heading towards, and the Tau player the opposite edge.

### OBJECTIVE

The Imperial player must ensure that Syckva gets to safety by exiting (whilst not falling back) off the Imperial table edge.

The Tau player must destroy Syckva before this happens. If Syckva is Falling Back when he exits the table edge he is considered destroyed (lost in the desert) and it is a victory for the Tau.

### SPECIAL RULES

**Reserves, Dusk and Dawn.**


**General Syckva and his men:** General Syckva has the characteristics of an Imperial Heroic Officer but note that due to his weakened state he has 1 less Wound and 1 less point of WS, BS and I.

General Syckva is accompanied by four other Elysian prisoners. They have the characteristics of normal Imperial Guardsmen but have 1 point less of WS, BS and I.

Syckva is armed with a laspistol, whilst his men are armed with close combat weapons.

**Combat Patrols:** Both forces are up to 400 points each chosen within the Combat Patrol restrictions given in the Warhammer 40,000 rulebook.

**Rough Riders:** These desert veterans are constantly patrolling the dunes, ever ready for signs of trouble. If the Imperial Guard player chooses Rough Riders these will always arrive automatically from Reserve.





# FIGHTING IN DESERTS

## ROLL 2D6 FOR EFFECT

- 2 **Desert Creatures:** Roll a D6 to determine the nature of the creatures encountered. 1-3: Sun Worms. Players take it in turns to place D3 Sun Worms on the battlefield. They may not be placed within 12" of any table edge or within 12" of each other. Any model moving within 6" of a Sun Worm must take a dangerous terrain test. 4-6: Sand Worm. Roll a D6 at the start of each player's turn. On a 1, the opposing player must place the blast template anywhere on the table and then scatter it 2D6" (it always scatters, even if you roll a 'Hit') to represent where the Sand Worm attacks. Every model under the template is hit as per the normal rule for blast markers. Every model affected must roll equal to or under their Initiative (a 6 always fails) or they will be sucked down into the sand by the creature and are removed as a casualty.
- 3 **Sangar:** See below
- 4 **Deir:** See below
- 5 **Hammada:** See below
- 6 **Wadi:** See below
- 7 **Sand Dune:** See below
- 8 **Oasis:** See below
- 9 **Scrub:** See below
- 10 **Mesa:** See below
- 11 **Blinding Heat Haze:** Designate an area of the battlefield 3D6" x 2D6" affected by the heat haze – any model in this area or shooting through it suffers a -1BS. Any unit inside this area suffers a -1 to Ld.
- 12 **Sandstorm:** The sandstorm covers an area equal to the ordnance template in size. Line of sight is blocked for models shooting through it. A model inside the sandstorm may shoot, but suffers a -2 to BS and -1Ld. They also suffer D3 Strength 1 hits each turn at the start of their turn. Roll a D6 for the sandstorm at the start of each player's turn. On a 1 it dissipates and is removed, 2-5 nothing happens, 6 another sandstorm appears and is placed D6" from original as indicated by the scatter dice (this will always scatter, even if a 'Hit' is rolled). Roll for all the sandstorms separately, at the start of each player's turn.

The harsh desert environs of desert worlds around the Imperium are a brutal and unforgiving theatre of war, very distinctive and different in comparison to more conventional battlefields.

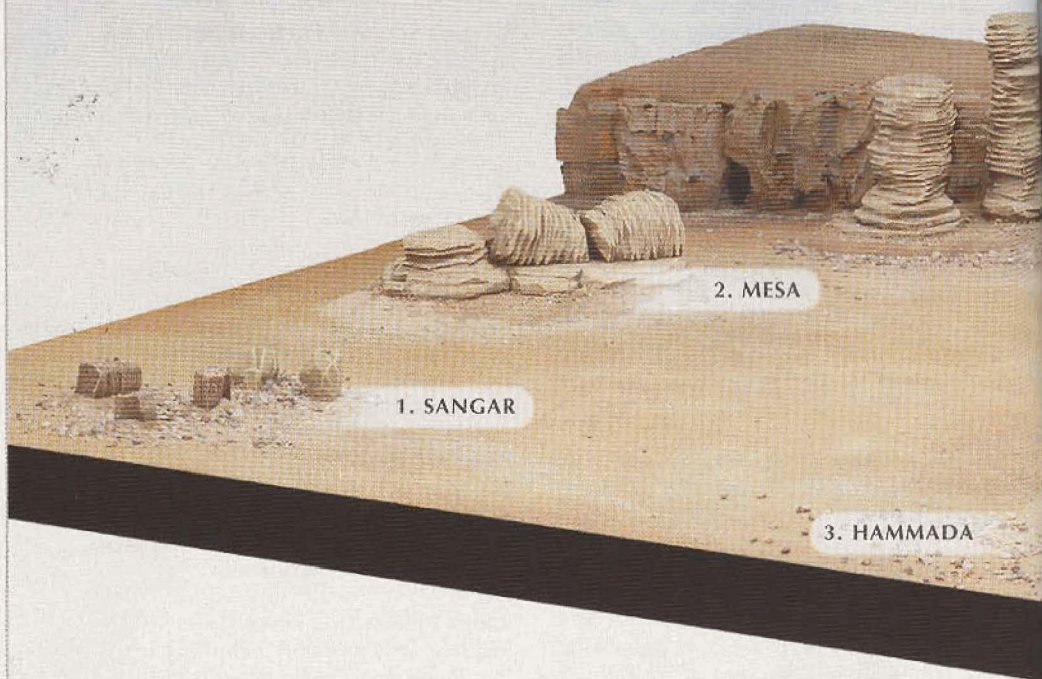
Below are some terrain types that you can use in games fought on a desert battlefield and a desert terrain generator.

## TERRAIN GENERATOR

Before you play any battle on a desert world or similar environment, roll 2D6 on the desert terrain generator below to determine the terrain type.

Players should roll a D6 to decide who gets to place the first piece of terrain, which will then alternate between them. Once both players are satisfied there's enough terrain on the board it's time for battle!

Alternatively, both players could simply choose the terrain they want to use and place it any mutually agreeable manner.



## DESERT TERRAIN TYPES

| TERRAIN TYPE         | DESCRIPTION   |
|----------------------|---|
| <b>Deir</b>          | Shallow dip in open ground.   |
| <b>Hammada (3)</b>   | Open ground strewn with loose rocks.                                    |
| <b>Wadi (5)</b>      | Deep gulley formed by flash flooding during infrequent rainy seasons    |
| <b>Mesa (2)</b>      | Flat-topped, rocky outcrop formed by fast-flowing water of eons past.   |
| <b>Oasis (7)</b>     | WYSIWYG, or Size 3 area terrain.  |
| <b>Scrub (4)</b>     | Low, dry grass and bushes, Size 1 or 2 area terrain.                    |
| <b>Sand dune (6)</b> | Hills.  |
| <b>Sangar (1)</b>    | Loose rocks piled high, as the ground is unsuitable for trench digging. |



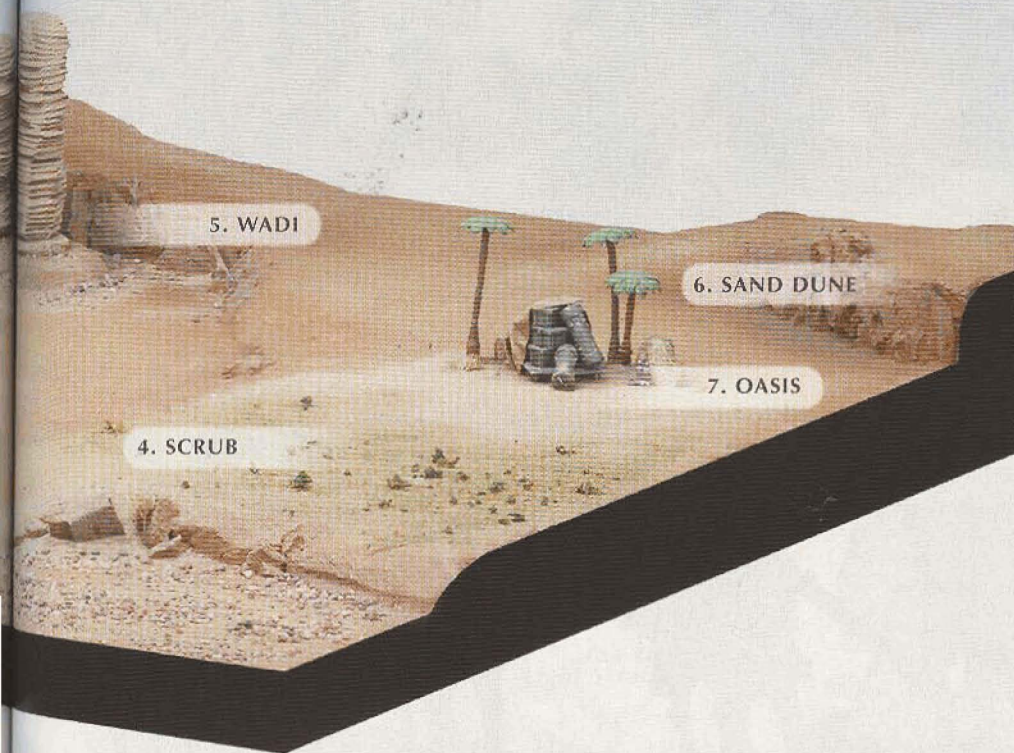
## SUNWORMS

Sun Worms are just one of the many deadly denizens of the desert. They are likened to small biological batteries that reside half in the sun and half in shade, capturing and utilising solar energy to survive.

The danger inherent with Sun Worms is not overt like some of the foul and ferocious

creatures of the 41st millennium, rather it is the energy conserved in their bodies that poses the most severe hazard. The solar energy stored by Sun Worms is released sporadically, as a defence mechanism, in the form of a powerful electrical charge. Such a blast can easily be fatal.

The army includes these great objective markers.



### EFFECT

6+ cover save.

Difficult terrain.

If very narrow, this might be dangerous terrain, as they are hard to spot. If wider – troops may pass down it unimpeded, but climbing into, out of, or over it in one move counts as difficult terrain.

WYSIWYG. Difficult terrain test required to scale, open terrain across top.

5+ cover save.

6+ cover save.

Hills

Fortifications.

## Tactica DESERT WARFARE

By Andy Hoare

Nick's asked me for a few words on the subject of fighting games of Warhammer 40,000 in desert terrain, so looking over his terrain generator, these are my thoughts.

Obviously, the defining feature of a desert table is the open ground. Open ground does not have to mean lack of cover, but it does mean the enemy will be able to draw a bead on your forces from almost anywhere else on the table. More crucially though, it means that movement will be far easier to coordinate across an army, so tanks and transport vehicles won't get bottle-necked like they would on a more conventional table.

This can be dealt with in two ways. One way is to dig in, but beware of forming long, defensive lines. These will be quickly outflanked and rolled-up, as fast moving enemy assault units will be able to move in on the extreme ends. Instead of forming a line, think about deploying in defensive strong points, with your heavy weapons arranged within, covering every angle of approach.

The opposite tactic is to utilise fast moving units, as these will come into their own in the open terrain, where they can move around without being slowed by terrain, bringing lots of force to bear exactly where and when you choose. A great example of this would be a Tau army heavy on Fire Warrior teams mounted in Devilfish troop carriers. The vehicles will have plenty of room to manoeuvre, and thus mass their attacks on enemy units of their choice, the Fire Warriors disembarking to Rapid Fire their foe into a sticky mess. Of course, the downside of taking lots of vehicles into open desert is the enemy's long range anti-tank weapons will be able to target them, so be sure to pick your targets carefully, coordinating your attacks to quickly reduce the enemy's ability to hit back at you.

Lastly, a famous general once described desert warfare as a "tactician's dream, but a logistician's nightmare". Once underway, you'll have an idea why!



# SHUWILASH

## TALLARN ARMY

By Matthew Toone

These are some of Matthew Toone's Tallarn models. Matthew hails from the Isle of Wight and bought the Tallarns when they were first released, but has only recently got around to painting them!

The distinctive red turbans indicate officer status in the army. The more high-ranking miniatures also have a bluish tinge to their tunics and fatigues, unlike the yellow-brown of the standard troopers.

A throw back to his historical gaming, Matthew has modelled his own thin 'bases' for his models and flocked them appropriately.



Matthew was a historical war gamer originally and based his Tallarns on a huge Sudanese Colonial collection. "You don't see many warriors with dark skin in Warhammer 40,000 – but Tallarns fight in deserts, so it seemed like a good choice."

## TALLARN ROUGH RIDERS

By Rhys Knight

Rough riders are a very underused troop type, and I always like to have the 'underdogs' in an army. Also, I had just watched 'The Mummy' and all of those guys on horseback look cool.



## TALLARN CAMO SCHEMES By the UK White Dwarf Team.



Ice World – Rik Turner



Forest – Nick Kyme



Red Desert – Christian Byrne



Ash Wastes – Owen Rees



# THE WAR FOR TAROS BEGINS...

## 2006 In-store Easter Campaign

The Taros Campaign is raging in a Games Workshop store near you this Easter holiday. Ring your local Hobby Centre to find out how the

war is being played in your area and how your armies can get involved! To find your nearest Games Workshop see page 114.



*Elysian Drop Trooper squad*




*Elysian Drop Trooper heavy weapons (heavy bolter and mortar)*

AVAILABLE NOW FROM:

**Forge World**



*Tau Tetra  
Light Skimmer*



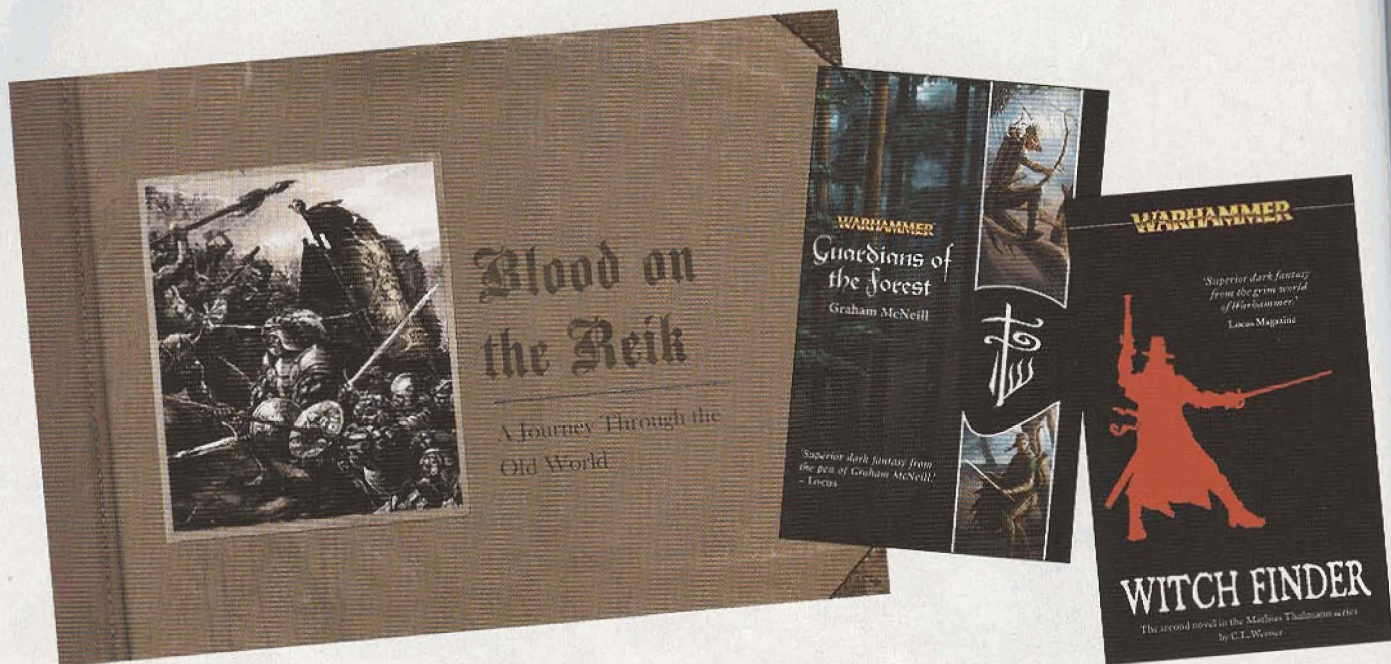
*Epic Tau Manta*



### BATTLEFLEET GOTHIC AND EPIC: ARMAGEDDON

Fans of Battlefleet Gothic and Epic: Armageddon will be delighted to learn that there are scenarios and army and fleet lists for both systems, enabling you to fight the campaign out in space and on a grand scale as the conflict reaches its height.





# A LITTLE READING...

## ...can go a long way

The novels and art books published by Black Library explore the rich backgrounds of Warhammer and 40K. With a little work, you can bring those novels to life on the tabletop. Dave Taylor shows us a few examples from his Empire army.

**Dave:** The novels and art books published by the Black Library are among the best places to gather ideas for building an entirely new army or adding some great flavour to an existing force. I've always been a fan of Dan Abnett's work, and *Gilead's Blood* and *Hammers of Ulric* have inspired a number of army themes for me. Also, Robert Earl's *Wild Kingdom* has me thinking about a new Rhinox conversion I'd like to work on.

*Blood on the Reik* is a great book that has provided me with a slew of modeling ideas. Filled with page after page of great sketches by Dave Gallagher, this book explores the

darker, grittier side of life in the Empire. It's not all frilly shirts and fancy plumes, you know – sometimes, it's about mad women swinging cats!

For more on the Black Library, check out [www.blacklibrary.com](http://www.blacklibrary.com).

Black Library books are available at: most good bookstores, the Games Workshop Hobby Centres and the online store:

[www.games-workshop.co.uk/store/blacklibrary](http://www.games-workshop.co.uk/store/blacklibrary)



The peasants of this small hamlet are stirred to action by the 'fire and brimstone' oratory of the Warrior Priest and his preacher.



## BRINGING THE ARTWORK TO LIFE

### Warrior Priest

This guy was a fairly simple conversion that combined a mix of pieces from my bitz box: a Space Marine Sergeant torso, Chaos Marauder legs, Empire Militia arms, a Bretonnian head, and Karl Franz's hammer. He'll be a Warrior Priest in my Empire army.



### Lamplighter



This lamplighter model is based on an Inquisitor's Henchman. The toughest part was hiding the promethium tanks on his back. He'll serve as a standard bearer in a Free Company regiment.

### Executioner

Everyone fears the executioner! I made this charmer with Free Company legs, a Marauder torso and arms, and a Beastman axe. I built up the hood with layers of Green Stuff and added studs cut from a plastic rod. This model will become a Sergeant in a unit of Free Company soldiers.



### Amethyst Wizard



The Amethyst Wizard was a pretty straightforward conversion. I cut the plasma pistol away from a Daemonhunter Acolyte, replaced it with a Zombie hand holding a skull, and added the scythe blade from Typhus. I used Green Stuff to form a simple hood over the bionic eye and wires that covered his head. To add a little more stature, I placed the Wizard on a few rocks made from Green Stuff.

He will, of course, become a Wizard in my Empire army when I want to use the Lore of Death.

### Preacher

This character was, by far, my favourite sketch from **Blood on the Reik**. This drawing was full of gritty humour and wild fanaticism – just perfect for a Prophet of Doom!


Getting him right was really a matter of assembling the right parts: the Bretonnian monk model as the blind strongman, a spare shield as the stand, and Zombie and Free Company parts for the zealot. The enormous book on his back is from the Inquisitor range, and the screaming head is from a Space Wolf. Converting Rule #1: NEVER throw anything away!





# The Horus Heresy

# HORUS RISING



**The start of a major new series that tells the greatest ever story from the Warhammer 40,000 universe!**

The Horus Heresy is the single most important event in the history of the Warhammer 40,000 universe and now the Black Library dares to tell the complete tale of how it all began, how it unfolded and how it ended! This epic new series will take you back 10,000 years and throw you right into the action – will you dare to choose a side?

## **HORUS RISING** by Dan Abnett

After thousands of years of expansion and conquest, the Imperium of Man is at its height. His dream for humanity nearly accomplished, the Emperor hands over the reins of power to his Warmaster, Horus, and heads back to Terra. But is Horus strong enough to control his fellow commanders and continue the Emperor's grand design, or will such incredible power corrupt him?

Novel • £6.99

**THE HERESY DEEPENS WITH THE BLACK LIBRARY'S RANGE OF COOL WARGEAR, WHICH TIES IN TO DAN ABNETT'S HOT NEW NOVEL!**




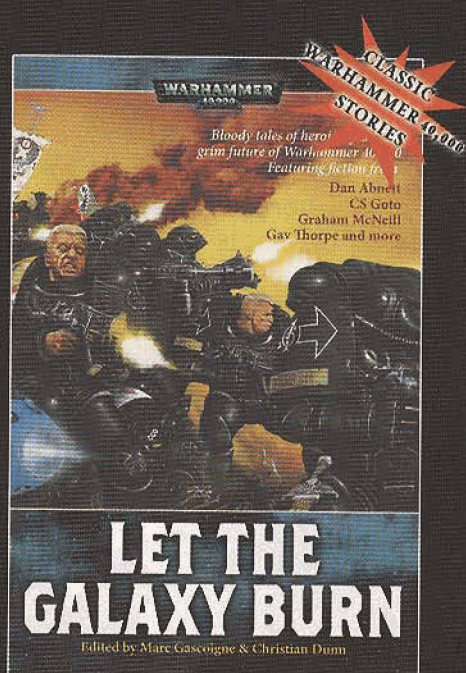
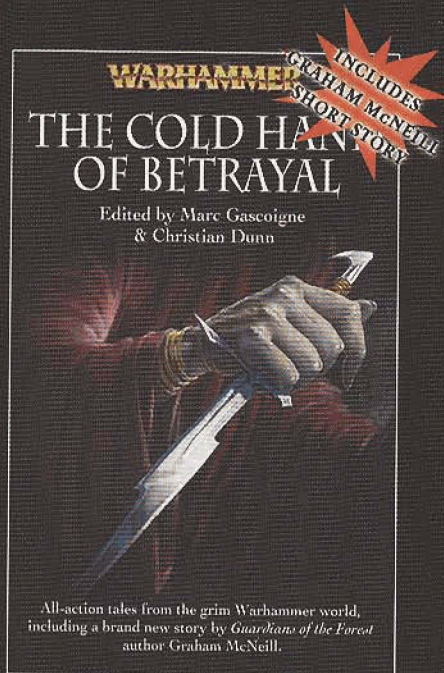
**Horus Rising T-Shirt (L or XL) • £16.00**



**Horus Rising Poster • £8.00**

**AVAILABLE NOW AT [WWW.BLACKLIBRARY.COM/MERCHANDISE](http://WWW.BLACKLIBRARY.COM/MERCHANDISE)  
OR BY CALLING 0115 900 4144**





**THE COLD HAND OF BETRAYAL**  
eds. Marc Gascoigne & Christian Dunn

All-action tales straight from the dark and gothic world of Warhammer. Includes work from a range of hot new talent along with a brand new story from Black Library veteran Graham McNeill!

Anthology Novel • £6.99

**LET THE GALAXY BURN**  
eds. Marc Gascoigne & Christian Dunn

Storming tales of action and adventure from the grim darkness of the far future! Includes stories from some of the Black Library's best authors including Dan Abnett, Graham McNeill, Gav Thorpe, CS Goto and lots more!

Omnibus Graphic Novel • £8.99

**DEATH MATCH**  
by Matt Forbeck

The seconds are counting down and the Bad Bay Hackers are in the most crucial game of their lives. Can they survive to the final whistle or will the game of Blood Bowl be the death of them?

Novel • £6.99





# 'EAVY METAL



'Eavy Metal are the most talented team of professional miniature painters in the world. This month, we take a look at their heroes of Rohan models.

## EORL THE YOUNG

NEW!

Eorl was the first king of Rohan, a province gifted to him by the Steward of Gondor in gratitude for his aid at the Battle of Celebrant. He is depicted here wearing a stately white cloak and carrying a broad shield, artefacts of an earlier time.



Eorl's armour and the horse barding are painted in the same way, giving both horse and rider a coherent look on the battlefield.

Eorl's beard has been defined with shading to help the pale colour stand out against the flesh tones.



The shield carried by Eorl is larger than those borne by his descendants. The devices and boss have been painted gold, against a dark green background.

## PAINTING EORL THE YOUNG

**Pete Foley:** "Eorl is painted in bright colours as he was a king, so he is bound to have been cleaner than everyone else at the time, also, unlike Théoden and the other members of the Royal House of Rohan we've done, he wasn't living during the War of the Ring, which were desperate times."

"Even though Eorl is very brightly coloured, we undercoated him black like we do all our models. We tend to layer our The Lord of the Rings models, as the different elements are a bit too small for blending. The cloak is the brightest element, and I painted that Fortress Grey to begin with, gradually layering it up to pure Skull White through a number of mid-tones, mixes of Skull White and Fortress Grey, adding more white each time. The trick with bright colours like this is to use thinned paint and a lot of coats to get a consistent finish."

"Horses can be quite difficult to paint, there's too much to go into here, but keep an eye out for The Two Towers supplement, out later this year, in which there will be a detailed guide to painting horses a variety of colours."



## TOP TIP: BASES

- 1 Stick sand to the base with PVA
- 2 Wash the sand with Brown Ink
- 3 Drybrush it with Snakebite leather
- 4 Drybrush it with a 1:1 Snakebite Leather/Fortress Grey mix
- 5 Drybrush it with the same mix, with a little Skull White added
- 6 Paint the edge of the base Bestial Brown
- 7 Glue patches of Citadel Static Grass and clump foliage to the base



## ÉOMER, MARSHALL OF THE RIDDERMARK



Éomer's intricate armour is painted from the 'inside out'. Begin by painting all of the metallic areas, then re-undercoat the straps with Chaos Black before painting the red leather.



The brown tones are consistent all over the model, and the saddlecloth is painted in the distinctive Rohan green.



Colour Reference

## THÉODEN, KING OF ROHAN



A Rohan motif is painted onto the back of Théoden's armour. This is a great way to add extra detail to a model, requiring a fine brush and a steady hand.



Théoden's shield is plated entirely with bronze, and his horse's armour is a dark, patterned leather, reflecting his regal status.



Colour Reference

THE LORD OF THE RINGS  
STRATEGY BATTLE GAME

# HEROES OF ROHAN



## GAMLING, CAPTAIN OF ROHAN



Folded cloth on a model always provides a good opportunity to practice your shading and highlighting skills.



The Royal Standard of Rohan is the main focus of this model, and has been given special attention, particularly on the white horse motif.



Colour Reference

## ÉOWYN, SHIELD MAIDEN OF ROHAN



Colour Reference

The helmet at Éowyn's side is painted in the same colours as that of a normal Warrior of Rohan's.



As Éowyn is disguised as a regular Rohirrim, her armour and clothing are quite drab. This makes her golden hair a focal point.

## COLOURS OF ROHAN

### Green cloaks and cloth



### Leather armour and details



### Red leather details



### Gold details



### Armour and weapons






# VALIANT ROHIRRIM



**B**old horsemen, the Rohirrim are staunch allies of Gondor, and many times have they aided them in war.

Command a force of cavalry with the Army of Rohan. The best horsemen in all Middle-earth, they are masters of the throwing spear, bow and axe, and boast many mighty heroes within their ranks.

Rohan boxed sets available from the extensive Citadel Miniatures range include:



## Valiant Rohirrim

42 figure boxed set – 18 Riders of Rohan and 24 Warriors of Rohan

Product Code: 99121499017

Price: £40.00

Sek/Nkr 600.00, Dkr 500.00, Euro 70.00




## Riders of Rohan

6 figure boxed set

Product Code: 99121499004

Price: £12.00

Sek/Nkr 180.00, Dkr 150.00, Euro 20.00



## Warriors of Rohan

24 figure boxed set

Product Code: 99121499007

Price: £15.00

Sek/Nkr 180.00, Dkr 150.00, Euro 20.00

## THE LORD OF THE RINGS STRATEGY BATTLE GAME

We have many metal and plastic Rohan figures available in boxed sets and blisters. These include:

- Théoden
- Éomer
- Éowyn
- Gamling
- Rohan Royal Guard



Helm's Deep Théoden.

NEW LINE CINEMA  
A Fox Video Company



COPYRIGHTS Copyright © Games Workshop Limited 2005 excepting all materials pertaining to the New Line theatrical productions: The Fellowship of the Ring, The Two Towers, and The Return of the King. © MMVI New Line Productions, Inc. All Rights Reserved. The Lord of the Rings and the names of the characters, items, events and places therein are trademarks of The Saul Zaentz Company d/b/a Tolkien Enterprises under license to New Line Productions, Inc. and Games Workshop Ltd. Games Workshop, the Games Workshop logo, Warhammer and the Warhammer 40,000 device are either ®, TM and/or © Games Workshop Ltd 2004-2006, verbatim registered in the UK and other countries around the world. All Rights Reserved.

Figures for illustrative purposes only. Product contents may vary. Products sold unpainted and un assembled. Certain Citadel products may be dangerous if used incorrectly. Prices correct at time of going to press. please contact us for current availability and prices. Prices quoted are for products sold by Games Workshop through its own stores, catalogue or website. Independent retailers are responsible for determining their own prices.



CITADEL  
MINIATURES®



# Legions of

## The Army of Minas Tirith

Full of well-armed, well-trained veterans, this army represents the might of Gondor before the War of The Ring. This particular army is primarily a garrison force, as would defend the outposts of Gondor, like the Glamorgarth or Amon Barad. As such, it is quite slow to move and manoeuvre, managing without cavalry and more lightly armoured scouts. In gaming terms, it's a durable force, relying on the high Fight and Defence of its heavily armoured warriors to preserve them from the worst a foe can muster.



746 points

5 Citadel Guard  
with longbows

50

8 Warriors  
with bows

64

8 Warriors  
with shields

64

8 Warriors  
with spears

72

Beregond

25

Captain with shield

55

8 Warriors  
with shields

64

Captain  
with shield

55

8 Warriors  
with spears

72

Boromir, Captain of the  
White Tower with the  
Banner of Minas Tirith

225



### Boromir, Captain of the White Tower

When you want the best, and aren't afraid to pay the cost, Boromir is the Hero you need. With 6 Might Points and 3 each of Will and Fate, he's a veritable powerhouse. As if that were not enough, the Horn of Gondor further augments his fighting ability, whilst the Banner of Minas Tirith gives a marked boost to every friend in close proximity.

There's nothing subtle about Boromir – get

him stuck into the enemy, as quickly as possible. While he can become a little vulnerable if there are a couple of Nazgûl floating around the battlefield, you shouldn't worry for Gondor's first son. Even Mordor Trolls, which normally cause havoc with Good Heroes, can't guarantee taking him down whilst the banner flies aloft – a Fight 7 Boromir is not a foe to be taken lightly.



# Middle-earth

Four themed armies for The Lord of the Rings battle games.

THE  
**LORD  
OF THE  
RINGS**  
STRATEGY BATTLE GAME

## The Guardians of Ithilien

This force represents Gondor's defenders at the end of the War of The Ring: small bands of swift-moving veterans, seeking and destroying the servants of the Enemy. Such an army is often outnumbered, and relies on whittling down the foe from a distance before unleashing a devastating cavalry charge to shatter the remnants.

Gaming with a force of this kind requires an excellent grasp of timing, knowing when to abandon archery in favour of ferocious melee. If you've directed your fire correctly and well, your troops will sweep all before them. If not, it could be a very costly day for Gondor.



**751 points**



### Damrod, Ranger of Ithilien



At just 20 points, Damrod is incredibly good value. As a Hero, he's invaluable for adding a little bit of resolve to a wobbly section of the battleline, not to mention his always-useful point of Might for when you have to get that vital charge.

### Madril, Captain of Ithilien



Though Madril is not a first-string hero he is excellent value. He contributes 3 Might points, and has a Shoot value of 3+. Beyond that, he has an invaluable special rule that allows Good reinforcements to get to the battle more quickly.



# The Army of Morgul Vale

The army that the Witch-king leads to the siege of Minas Tirith is drawn from the four corners of Mordor and beyond. It is an army of Orcs, Trolls and much worse.

Playing games with an army like this requires keeping a careful eye on how many of your minions you're expending – too many, and you won't have enough to complete your goals, too few, and Good Heroes are likely to survive round after round of combat. It's generally a good idea to let your Trolls set the pace of the battle; if they're wading through the enemy without much trouble, mass your Orcs to swarm an enemy Hero. If your Trolls are in trouble, back them up as soon as you can...



**741 points**



## Gothmog, Lieutenant of Morgul

Gothmog is quite possibly one of the best Evil characters that can lead your army. Firstly, he's an excellent fighter, with a profile that puts every other Orc (and quite a few Men) in the game to shame. With a moderate amount of backup, Gothmog is more than capable of making a mess of anyone foolish enough to cross his path.

His true worth, however, lies in his 'Master of

Battle' special rule. With Gothmog lurking nearby, Good Heroes will be unwilling to commit themselves to Heroic actions, because Gothmog will be able to counter with one of his own for free! The only way for them to prevent him from doing this is to tie him down in combat and, as we've already discussed, that can be a very risky proposition indeed.



# The Black Gate of Mordor

At the final battle of the War of The Ring, the cream of the free world comes face to face with the elite of Sauron's armies. Threaded amongst the multitudinous Orcs there are hulking Trolls, and cruel-eyed Easterlings. More intimidating still, the Nazgûl swoop and dive overhead – a shadow that none can escape.

An elite army, this force can give and take damage with the best of them, the only problem is that it doesn't have a horde of reinforcements to fall back on. Victory lies with making your Heroes count and careful use of the Transfix and Compel magical powers to swamp vulnerable Heroes.



**748 points**



## The Mouth of Sauron

The Mouth of Sauron is often overlooked by Evil players when they're picking Heroes, as they often choose to spend points on a second Troll or Nazgûl. That said, he's worth a second glance. With a profile comparable to a Captain of Men, the Mouth of Sauron is a competent fighter and leader – a valuable thing in the coward-rich ranks of Mordor.

What makes him particularly valuable is his small, but focused, array of magical powers. Generally speaking, spellcasters aren't fantastic in combat, they can Transfix a foe, but not capitalise upon it. This is not true of the Mouth of Sauron. With two Attacks and a Strength of 4, he's more than capable of stunning an enemy Hero and then rushing in to finish them off.





WARHAMMER 40,000 CAMPAIGN WEEKEND:

# DARK STARS

The Fall of Medusa V, The Beginning

+++incoming transmission+++

**T**he Imperium is under threat. Armies of Tyranids, Tau, Orks and Eldar, each with their own agendas, make ready to attack. It is a world beset by many enemies. A world plagued by war and suffering. A world preparing to die. The planet's fate lies with you in this prelude to the Medusa V campaign.

To play, you will need a 1,500 points force and also a legal Combat Patrol for your chosen army that follows the army building regulations in the rules pack. These can be downloaded from the UK Events Diary online.

**PLEASE NOTE!** Each xenos race will only have fourteen tickets available, so book yours now to avoid disappointment.

**Ticket Price: £45**  
Your ticket covers seven games across both days, lunch on both days and an evening meal on Saturday.

**Age limit: 16+**

+++transmission ended+++



**20th & 21st May 2006, WARHAMMER WORLD, Nottingham**  
**FOR FURTHER DETAILS CALL: 0115 91 40000**

[www.games-workshop.co.uk/events](http://www.games-workshop.co.uk/events)



# DOK BUTCHA'S CONVERSHUN KLINIC

**H**ello dere. We've gotta reel big boy in dis munt, a Hogre wot eats Oomies like youse lot. He's a tuffy dis one, big enuff to make even my boss fink twice abart hittin' 'im. Not dat he'd not hit 'im, 'e's a bit sick.

## OGRE MANEATER

by Chris Straw


I decided to see if I could make an Ogre Maneater from a plastic Bull. This is easier than it sounds, as there are plenty of extras in Citadel kits that can be used to represent a veteran Ogre's equipment. Additionally, I wanted to add a unique sense of movement to the model, so it is more extensively converted than strictly necessary. The most complicated part was the shoulder, which I remodelled with Green Stuff.

To finish the model off I added plenty of piercings, inspired by the artwork from the Ogre Kingdoms book.



## IRON RING PIERCINGS


**1** Roll up a small, pea-sized lump of green stuff.



**2** Place the Green Stuff on the Ogre and make an indentation in the centre with a blunted cocktail stick. This will form the ring shape.



**3** Chop off the pointed end of the cocktail stick so it is flat. Use this to smooth the centre of the ring and expand the circle.



**4** Allow the ring to dry. Add a small bead of Green Stuff to the edge of the ring and smooth it on one side.




**5** Drag the Green Stuff down to give the impression that the weight of the ring is pulling on the Ogre's skin. Neaten the Green Stuff 'skin' in the centre of the ring with the cocktail stick.



## TOOTH PIERCINGS

These are made from small pieces of plastic rod sharpened with a modelling knife and then cut to size. Glue them in place and add Green Stuff as in step 5, above, but here smooth the putty out on both sides to make the tooth look like it has been pushed through the skin.





## MODELLING WORKSHOP


An ambition of almost every gamer is to own a "games room" where vast battles can be waged. The sad truth, however, is that most of us don't even have a wargames table, much less a room. Here's a few tips to help you build your own, practical gaming board.

# BUILDING BATTLEFIELDS

Any wargame is more enjoyable when played across a well finished battlefield. The table below looks fantastic not because it has been crafted by experts or because a lot of difficult techniques were

used, but because matching flock and static grass has been added to the table surface and all the terrain features. Although larger in scale, this process is no different than flocking a model's base.

This wargames table has been made from a flat wooden board purchased at a DIY store.



The surface is a mix of Citadel modelling flock and static grass.

## TERRAIN

No battlefield is complete without terrain. Though you can make your own, Citadel makes a range of basic scenery pieces designed specially for our games, so you can have your own warzone up and running in next to no time.



Static Grass Hills



Brick Walls



Barrels and Crates



Hedges



Sand Bag Barricades



# SIMPLE BOARDS

## BLANKETS AND BOOKS

### Old favourite

Newcomers to wargaming may scoff at this classic set-up, but draping a blanket over a table and some books is easy to do and looks surprisingly effective.

#### ↑ Advantages

- The price varies, but it is usually quite cheap.
- Blankets are very easy to store.
- Very durable and machine washable.
- Quick to set up and put away.

#### ↓ Disadvantages

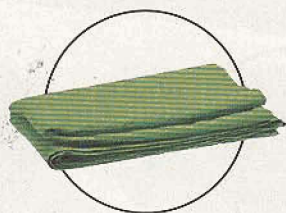
- You will require a large, flat area to spread your blanket out on.
- Finding cloth in suitable colours for a battlefield is not always easy.

Blankets are great if you can find the right colour. We got this one from a craft store.

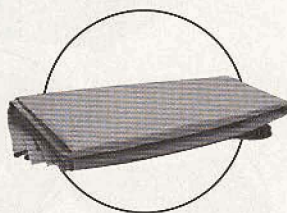
You can add rocks and pebbles from your garden to the blanket for easy scenery.



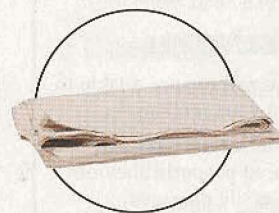
Stacked books or even rolled-up jumpers make good hills.



Green blankets are great for games of Warhammer or The Lord of the Rings.



Grey blankets are perfect for games of Warhammer 40,000.




You can use a white blanket to represent a snow battlefield.

## GRASS MATS

This grass mat is available from Games Workshop.

Much of our Citadel scenery matches the grass mat perfectly.



Grass mats can be glued to a board for a more permanent gaming fixture.

Grass mats are made specifically to look like realistic ground cover.

### Easy option

A grass mat is a specially made scenery product that can be rolled out, instantly turning a table into a battlefield in much the same way as a blanket.

#### ↑ Advantages

- Quite affordable. The Citadel Grass Mat is £15.
- Grass mats are easy to roll up and store.
- Quick to set up and put away.

#### ↓ Disadvantages

- You will require a large, flat area to spread out your grass mat.
- Over time it may crease or tear.



# POLYSTYRENE BOARDS

## MODULAR BOARDS

### Advanced option

Modular boards are made from several square or rectangular sections of polystyrene, resulting in a lightweight, portable gaming area in sections.

### ↑ Advantages

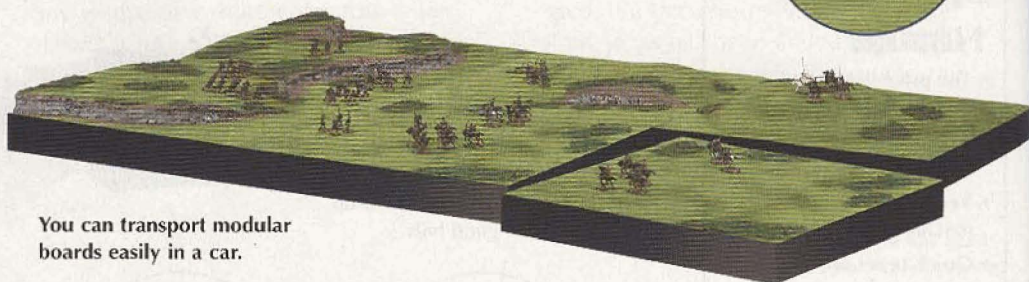
- Easier to store and transport than its larger counterparts.
- Polystyrene is light and can be cut and shaped with a craft knife.

### ↓ Disadvantages


- You will require a table to rest your sections on.
- If not edged with tape and stored properly, they can be easily damaged.
- Can be expensive, depending on the materials you use.

When not in use, these modular tiles can be stacked away neatly on a shelf in a closet.


Modular boards open up exciting possibilities, such as modelled-on scenery.



You can transport modular boards easily in a car.



High Density sheets are very strong and versatile and can even be sanded into shape.



Low Density sheets, while not as robust, are cheaper and more readily available.

## FOLDING BOARDS

This 8'x4' gaming board has been constructed out of 2'x4' sheets of low density polystyrene that have been taped together and hinged with duct tape. Additionally, one side has been flocked green for games of Warhammer and The Lord of the Rings, while the other side has been painted grey for Warhammer 40,000.



This board is perfect for storing under a bed or on top of a wardrobe.





# WOODEN BOARDS

## FLAT BOARDS

This 6'x4' wargames table has been made from a flat wooden board that has simply been painted green.


You can base your scenery yourself to match your gaming board's finish.




MDF, or Medium Density Fibreboard, is extremely sturdy.



Chipboard is quite thick, but the corners can be easily damaged.



Hardboard is quite cheap and tough but can warp.



Plywood has many intersecting layers to prevent warping.

## Wood is good

Perhaps the most common type of battlefield is simply a flat, wooden board placed atop a strong base. The base may be something like a sturdy folding paste table or a dining room table.

### ↑ Advantages

- A very cheap option.
- Materials are easy to get hold of.
- Can be purchased and painted the same day.

### ↓ Disadvantages

- Not the easiest table to store, but it can be kept in a garage or stored under a double bed.
- Good durability, but some types of wood may warp if stood on end or allowed to get damp.

## DIFFERENT FINISHES

Painting the board is the easiest way to complete it, but not necessarily the best looking. There are many options for finishing the board, only limited by how much time and effort you want to expend.



Grass Mat



Snow Flock



Grass Flock



Sand painted green



Sand painted ash grey



Sand painted Martian

## WHERE TO FIND IT ALL

If you have a Games Workshop store near you, you will find that it is a great place to start as quite a lot of hobby supplies, like flock, terrain and paint, are readily available. Most crucially, the staff there will be happy to direct you to local shops for items such as wood and polystyrene needed to construct your gaming table.



Citadel manufacture a variety of terrain items, kits and accessories so you can make a great looking battlefield with the utmost ease...

# TAKE COVER

## ESSENTIAL TERRAIN FOR YOUR GAMES

### PLASTIC HILL

A two piece hill that can be assembled in two ways. Combine two sets for a really big hill!

**£15.00**

Sek/Nkr 250.00, Dkr 200.00, Euro 27.50

*Supplied unpainted and unflocked*

### HILLS

Three plastic hills.

**£12.00**

Sek/Nkr 180.00, Dkr 150.00 Euro 20.00

### BATTLEMAT

This 6' x 4' grass mat is the quickest way to make a battlefield.

**£15.00**

Sek/Nkr 250.00, Dkr 200.00, Euro 27.50

### HEDGES AND WALLS

Contains three hedges and three walls.

**£10.00**

Sek/Nkr 150.00, Dkr 125.00, Euro 17.50

## MODELLING MATERIALS



### STATIC GRASS

**£4.00**

Sek/Nkr 60.00, Dkr 50.00, Euro 6.50



### MODELLING SAND

**£4.00**


Sek/Nkr 60.00, Dkr 50.00, Euro 6.50



### MODELLING FLOCK

**£4.00**

Sek/Nkr 60.00, Dkr 50.00, Euro 6.50



### MODELLING GRAVEL

**£4.00**

Sek/Nkr 60.00, Dkr 50.00, Euro 6.50





### MIGHTY FORTRESS

Nothing is more impressive on the table than a castle! Also available in component parts.

*Supplied unassembled and unpainted  
Miniatures not included*

**£50.00**

Sek/Nkr 750.00, Dkr 650.00, Euro 80.00



### WARHAMMER 40,000 BATTLEFIELD ACCESSORIES

Two versatile sprues of tank traps, oil barrels, supply cases and more!

*Supplied unassembled and unpainted*

**£6.00**

Sek/Nkr 85.00, Dkr 75.00, Euro 10.00



### URBAN BARRICADES

Contains six sandbag barricades.

**£10.00**

Sek/Nkr 150.00, Dkr 125.00, Euro 17.50



### WARHAMMER 40,000 CHAPEL OF SANCTUARY

A fully painted ruined chapel complete with stained glass. A great battlefield centrepiece.

**£20.00**

*Miniature not included*



### JUNGLE PLANTS

Four sprues of jungle foliage, perfect for Death World and Lustrian tables.

*Miniatures not included*

**£20.00**



### WATER EFFECT

237 ml of liquid for creating water features.

**£12.00**





# CITADEL Cutting Set, Clippers and Saw

## TOOLBOX


Citadel produce a range of essential hobby items, each designed with specific modelling tasks in mind. A well-stocked modeller's toolbox should include a knife, a pair of clippers and a saw, each of which is best used for specific tasks. Here, we take a look at the intended uses of these items, and provide a few safety tips for them.



### Cutting Set

- 1 knife
- 1 cutting mat
- 1 metal rule
- Spare blades


A good craft knife is essential for cleaning up miniatures prior to assembly and for removing small parts from plastic frames. Games Workshop sells a cutting set, which provides you with a knife and a cutting mat that will protect your work surface. The kit also comes with spare blades and a metal rule.



### Plastic Cutters

- 1 pair of cutters


A pair of cutters is your first port of call when removing parts from a plastic frame. They can also be used to remove tags from metal castings. Games Workshop plastic cutters have been designed with this purpose in mind and have a fine point for reaching into plastic frames and a flat back to leave an even surface when cutting.



### Modelling Saw

- 1 saw
- Spare blades

When converting miniatures or removing large tags you will need to use a saw. If you want to remove arms, legs or heads, don't be tempted to reach for the plastic cutters. The modelling saw offers greater control when cutting small parts.



### CUTTING TIPS

Choosing which tool to use – knife, cutters or saw – should be a careful consideration before you attempt any cutting activity.

- When removing parts from a plastic frame, aim to cut the frame rather than the model.
- Use a knife to remove mould lines by scraping the miniature.
- Always cut on a cutting mat. Unlike your table, these are self healing.
- When using a saw it is best to clamp the miniature or part in a vice to hold it steady and reduce the risk of the saw blade twisting and breaking.



# BLOOD BOWL

## GRAND TOURNAMENT



13th & 14th May 2006

WARHAMMER WORLD, Nottingham

### What you need to attend:

- A Blood Bowl team based on the restrictions stated in the event pack.
- The full rules pack is available as a download on the Web.
- All miniatures must be fully painted and based.
- All participants must be over the age of 16.
- Purchase a ticket from Direct Sales on 0115 91 40000.
- Tickets cost £50.

### What does the ticket cover:

- You play six rounds of Blood Bowl over two days.
- The ticket includes lunches on Saturday and Sunday and an evening meal on Saturday. It also includes tea and coffee in the morning on both days and doughnuts on Saturday to get you started.
- You also have access to all the Warhammer World facilities over the two days including the new Citadel Miniatures Gallery.

*Death Match artwork courtesy of Black Library*

FOR FURTHER DETAILS CALL: 0115 91 40000

[www.games-workshop.co.uk/events/diary](http://www.games-workshop.co.uk/events/diary)



# MORDHEIM

## Thy Soul to Keep

Part three of a Mordheim campaign. by Nick Kyme and Andy Hall

**S**crew your courage to the sticking post, brave traveller, as we journey to the City of the Damned for the last time. Our destination is the Temple of Morr and the final battle for the fate of the lost souls of Mordheim...

In this final instalment of the White Dwarf Mordheim campaign we reveal the final multi-player scenario, feature the remaining two warbands and discover who the victor of the campaign will be.

### The Story So Far...

Soloman Vantor, High Priest of Morr has been changed by the chunks of altering wyrdstone buried deep in the earth of Mordheim. Crazy with power and seduced by delusions of godhood, Soloman has constructed a device of evil - a Soul Engine, capable of trapping souls and using them to fuel his power and desires of ascension.

Soloman's will does not go unchallenged however; six priests, the original acolytes of Vantor, have ventured back to the City of the Damned to prevent the ritual. Little do they realise they are being drawn slowly, inexorably into a trap. For only if Soloman can claim the souls of the six priests will his godhood be assured.

The priests and their followers, warbands of brave warriors and despicable villains, have battled each other to reach the Temple of Morr and the final confrontation with Vantor.

The outcome? In the balance...

"If Soloman can claim the souls of the six priests his godhood be assured"



# Those that flock to Mordheim...

At the time of Mordheim the Empire is fractured and as a player




Andy Hall

**Andy:** My warband, Kliver's Bows are one of those who disappear without trace in Mordheim. So, where did it all go wrong? In a word: Youngbloods.

Losing my Heroes early on against the Witch Hunters (my Champions died and Kliver suffered a deep wound), meant no income.

The next few games were little better, with the encounter against Owen a clinical killing exercise by his Vampire. At least with some Youngbloods hanging around, staying out of trouble, I could've generated some income and replenished my losses. Ah well...



James Griffiths

**James:** I emerged from my fist two games with one win, no deaths, few injuries, a good haul of gold, an extra attack for each Possessed and an evil grin on my face!

Game three was one of those rare occurrences when every dice I rolled was great and every dice my opponent rolled was terrible, resulting in me wiping out every last Dwarf in Rik's warband and gaining much experience.

Against Nick's Witch Hunters though, every dice I rolled was terrible and every dice he rolled was great! I lost the game and a Beastmen... permanently.


In my final game - The Gaol - things fell apart. I split my attack to try and take out Andy's Reiklanders and the Gaoler at once, but the Gaoler ripped through my warband and I lost the battle.





# final scenario: the temple of morr

The warbands have fought long and hard to make it this far. Now, upon the blasted grounds of the Temple of Morr do they meet; all of Vantor's banished Priests together at last. Across the ruined structure of the great temple do they stare at each other, in its highest tower an eldritch light blazes. Here lies the Soul Engine - they can feel its very power draining the life out of them as they stand there - the culmination of the High Priest's madness. Vantor must be destroyed and his nefarious machine with him, for good or ill...



The warbands have fought their way to the grounds of the Temple of Morr and find their adversaries there too. There can only be one victor now; overthrow Vantor and defeat your enemies - to battle!

## terrain

This scenario is staged over a 4'x6' area. The Temple of Morr should be placed in the middle of the table with the Soul Engine at its centre (use a counter or small coin to represent it if you don't have a suitable model) and is surrounded by various small ruins, graves, mausoleums etc representing the temple grounds.

## multiplayer game

The Temple of Morr scenario is a multiplayer game. For all the rules on how to set-up and the order of play, download the Chaos on the Streets rules from:  
[www.specialist-games.com/mordheim](http://www.specialist-games.com/mordheim)

And look for it in the Articles section. If you are fortunate enough to own a copy of the Mordheim Annual 2002, the rules can also be found there on page 26.

## set-up

See the Chaos on the Streets rules. Please note the Warband with the highest rating automatically goes first and chooses which segment to set up in. Soloman Vantor is placed inside the Temple within 2" of the Soul Engine. His deranged disciples accompany Vantor, and they should be placed 10" away from the Soul Engine. There are eight disciples and two should face toward each of the table edges.

## special rules

**Morr's Blessing:** Though it was Soloman Vantor's subterfuge that drew the Priests to Mordheim, it is Morr's will that they should stop him from the sacrilege he is trying to enact. If any of the Priests of Morr are injured and cannot take part in the final scenario they will be available for the game but suffer a -1 to Strength and Toughness.

**Soul Engine:** This evil device, wrought from the tainted iron littering Mordheim and bent into shape by dark magicks, throbs with malevolent sentience. Any warrior within 8" of the Soul Engine (barring Soloman Vantor) at the start of their turn must try to resist its evil effects by passing a Leadership test. If they fail they instantly suffer a wound with no Save for anything.

Any model that is taken out of action in this way adds +1 to Soloman Vantor's Wounds (this can take him above his starting level). If any of the Priests are taken out of action for any reason in the game, their souls will instantly be consumed by the Soul Engine and increase Soloman's power (see below).

The Soul Engine, whether its power is coveted by the Warbands or shunned by them, must be destroyed. It has the following profile:

**Toughness 6    Wounds 4**

The Soul Engine is tough and the only sure way to be rid of it is to tear it apart in close combat, as such any wounds caused by missile fire or magic are ignored on a roll of 3, 4, 5 or 6.

**The Disciples of Vantor:** These foul wretches, who serve Vantor, count as Dregs armed with clubs.

**Moving and Fighting with Vantor and his disciples:** Vantor and his disciples are effectively treated as an extra player each turn. They will move and fight after the last player takes their turn.

Vantor will always remain within 3" of the Soul Engine, but if a warrior is on the same level as him and within charge distance, he will charge them. If he takes the model out of action he will then move back to within 3" of the Soul Engine. He will never move off the level with the Soul Engine on for any reason.

The disciples move in groups of two. Each model in a group must remain within 3" of each other at all times. They will remain at 10" away from the Soul Engine unless a model approaches within charge distance, in which case they will charge them. After the combat is over they will move back to 10" away from the Soul Engine.

Both Soloman and the disciples are immune to psychology. All Alone tests and will not Rout.

## ending the game

Unlike most games of Mordheim, the game ends as soon as the Soul Engine is destroyed. The warband that achieves this is deemed the winner and indeed the winner of the campaign!

However... If Soloman Vantor manages to survive and all the warbands are destroyed or routed then all the players



have failed and Vantor will go on reaping souls until another band of heroes can stop him...

experience

**+1 Survives.** If a Hero or Henchman group survives the battle they gain +1 Experience.

**+1 Winning Leader.** The leader of the winning warband gains +1 Experience.

**+1 Per Enemy Out of Action.** A Hero gains +1 Experience for each enemy he puts out of action. This includes any of Vantor's disciples.

**+2 Destroys Soul Engine.** A Hero gains +2 Experience for destroying the Soul Engine.

**+2 Slays Soloman Vantor.** A Hero gains +2 Experience for taking Soloman Vantor out of action.

Soloman Vantor - High Priest of Morr

Once the benevolent benefactor of Mordheim's deceased, Soloman's quest began nobly enough but now he is a raving madman. Imbued by the wyrdstone saturating the damned city, Soloman has become a deadly creature.



Soloman has the following profile:

| M | WS | BS | S | T | W | I | A | Ld |
|---|----|----|---|---|---|---|---|----|
| 4 | 3  | 2  | 4 | 4 | 3 | 6 | 2 | 9  |

**Weapons/Armour:** Vantor is armed with a staff and wears light armour.

**Skills and Mutations:** Fuelled by prolonged wyrdstone exposure and the power from the souls he has already gathered, Vantor has become more than just a mere mortal. He has the skills; Step Aside, Mighty Blow, Resilient, Lightning Reflexes and Dodge. Vantor also bears the following mutations; Daemon Soul and Hideous (this is more a result of the dread energy surrounding him from the Soul Engine rather than any horrific physical abnormality).

special rules

**Soul powers:** Soloman has already developed powers over the dead, seeking to become a version of Morr himself, albeit a dark and crazed one. He already has the power Portent. Each time a Priest of Morr is taken out of action during the battle Soloman may increase in power. The effects of which are detailed in the table below.

Priests Power

- 0 **Portent** Vantor may re-roll all Step Aside and Dodge rolls. The second result stands.
- 1-2 **Dread Aura** All hand-to-hand attacks against Vantor suffer a -1 to hit. Warriors immune to psychology are unaffected.
- 3 **Resurrection** At the end of his turn, Vantor can resurrect D3 of his disciples taken out of action of a roll of 5+.
- 4-5 **Hand of Death** Vantor now fights as unarmed but suffers no penalties from it. If he rolls a 6 to hit, he automatically wounds and for any wounding hit he adds +1 to injury rolls and ignores Armour saves.
- 6 **Path to Godhood** Vantor adds +1 to his Attacks, Strength and Toughness, and has the rules Skull of Iron and Staggered, but not down (see p34 of Chaos on the Streets in the Mordheim 2002 Annual or on the specialist games website).

And so it was revealed that the dream-visions the Priests of Morr believed to have been sent by the Death God were a ruse by Vantor to gather them in one place so he could feast on their souls and attain dominion over all mortals. As the Priests and their accompanying warbands surrounded the ruined temple, all knew a reckoning was close but would they serve their own petty agendas or fight for the salvation of the war-torn world?

Wyat Lagus set his warband of foul chaos creatures on the Reiklander Mercenaries. A bloody fight ensued inside a ruined building: four mercenaries went down before they finally killed a corrupted Ogre. Reinhart Mortarian, the priest who had hired the Reiklanders, slew one of the foul Possessed with a vial of holy water.

Meanwhile, numerous warbands clashed at the stairs to the main entrance, each desperate to be the first to enter the great temple ruin. With the aid of his Dire Wolves it was Malachias von Carstein who took that honour, charging Vantor with preternatural fury. However, the Arch-Priest of Death was barely human and even the Vampire struggled as they traded blows.

As Malachias and Vantor fought, Beastmen flooded into the temple ante-chamber that was dominated by the soul engine; a gyroscopic mass of spinning metal rings, a large chunk of wyrdstone hung at its centre. As more creatures entered, the dread machine began to take its toll. Spirit forms were visibly ripped from their bodies and sucked into the glowing wyrdstone; the gyroscopic rings spun faster. Laughing manically, Vantor launched himself at Malachias, just as Borin Fatalismus, crashed through the stained-glass window.

Distracted, Malchias struck Vantor a fatal blow and the corrupted Priest fell, mortally wounded. Vantor crawled towards his soul engine but Borin prayed to Morr and his god severed Vantor from his mortal coil. The Arch-Priest would go and meet his betrayed master.

Borin approached the soul engine, wary of the Vampire skulking close by. He immediately felt its power: maybe he could put the machine to good use? End the needless suffering of so many in this dark time? As if reading his thoughts the Vampire hissed, and threw his black blade into the wyrdstone core of the machine. The stone shattered and the large metal rings spun erratically and then broke apart, metal shards flying in all different directions.

The temple collapsed. The citizens of the Old World blissfully unaware that their meagre lives had been saved by a creature of pure evil...

Andreas Thalstadt,  
the battle of Morr's Temple



# Hired Swords

Hirelings bought for the final game – even Lady Magritta of Marienburg doesn't have this much muscle!









# The Temple of Morr

By Stu Morris from  
Games Workshop Sutton Coldfield





# CONFLICT

## REGIONAL EVENTS 2006

### CONFLICT SCOTLAND

The Crowne Plaza Glasgow,  
Congress Road,  
Glasgow G3 8QT.

Sunday 21<sup>st</sup> May 2006.  
10am-6pm.

### CONFLICT SOUTH

Alexandra Palace,  
Alexandra Palace Way,  
Wood Green, London.

Sunday 18<sup>th</sup> June 2006.  
10am-6pm.

### CONFLICT NORTH

De Vere Whites Reebok Stadium,  
De Havilland Way, Horwich,  
Bolton BL6 6SF.

Sunday 4<sup>th</sup> June 2006.  
10am-6pm.

#### Tournament ticket — £40 (admits two people)

To become a regional champion, get yourself  
and your gaming partner to the battlefield at  
one of the locations listed above.

#### Regional Doubles Tournaments:

##### The Lord of the Rings

(250 points force of either Good or Evil per player.  
Each Doubles pairing must be either Good or Evil.)

##### Warhammer 40,000

(400 point Combat Patrol force per player.)

##### Warhammer

(500 points Border Patrol force per player)

**Age restriction 12+**

#### Open Pass — £10 (admits one)

Each Conflict event offers a wide range  
of hobby activities for Open Pass  
(non-tournament) ticket holders:

- Conflict Painting Competition.
- Painting advice and tips from experts.
- Terrain Factory — make scenery and  
take it home.
- Participation Games.
- Army Workshops and tactical advice on  
army composition.
- The latest releases and hobby supplies.

Games Workshop reserve the right to alter or vary the event due to circumstances or events beyond our control without being obliged to refund monies or exchange tickets. This does not affect your statutory rights.

Please ask Staff at your local Games Workshop Hobby Centre for further details.

You can also check our website at: [www.games-workshop.co.uk/events](http://www.games-workshop.co.uk/events) for more details about these and other events.

**WARHAMMER**

**THE LORD OF THE RINGS**  
STRATEGY BATTLE GAME

**WARHAMMER**  
40,000

**NEW LINE CINEMA**  
A Time Warner Company

Copyright © Games Workshop Limited 2006 excepting all materials pertaining to the New Line theatrical productions: The Fellowship of the Ring, The Two Towers, and The Return of the King which are © MMV New Line Productions, Inc. All Rights Reserved. The Lord of the Rings, The Fellowship of the Ring, The Two Towers, The Return of the King and the names of the characters, items, events and places therein are trademarks of The Saul Zaentz Company d/b/a Tolkien Enterprises under license to New Line Productions, Inc. All Rights Reserved. Games Workshop, the Games Workshop logo, 'Bovril' (Mellin), Citadel and the Citadel device are either ®, TM and/or © Games Workshop Ltd 2006-2008, variably registered in the UK and other countries around the world. All Rights Reserved.



# THE ASTRONOMICAN

WHITE DWARF ONLINE NEWSLETTER



Rik Turner

**Rik:** Greetings citizens! For the last few years, these have been the opening words of the Inquisitor Online Newsletter, penned by none other than Yours Truly (aka Inquisitor Robespierre) – a righteous tome, charged with bringing you the latest news and articles of the Games Workshop website straight to your e-mail inbox.

## DEATH OF AN INSTITUTION

Alas, these are Inquisitor Robespierre's last words – having no doubt been charged by his peers for his prolonged use of unsanctioned psykers and subsequently dispatched.

All of which brings me to the following: I am saddened to announce that the Inquisitor Newsletter is no more. Having served us well for more than five years, the decision has been made to discontinue the newsletter under its current guise. But fear not, as I am delighted to announce that the decision has been made to begin work on the all new, White Dwarf Online Newsletter!

## BIRTH OF A NEW AGE

With an all-new look and, wait for it... pictures... the new White Dwarf Online Newsletter has been completely redesigned, and will continue to bring you all the latest news and articles, as well as the occasional exclusive not found anywhere else on the website or here in White Dwarf. WD Online will now hit your inboxes on Tuesdays, allowing you to read forthcoming articles and new releases published on the following Friday – three whole days before anyone else gets to read them, as well as letting you catch an even earlier glimpse of any Sneak Peeks and exclusive announcements.

If you haven't already received a copy of the new WD Online Newsletter, the first of these new despatches will be winging its way to you soon.

## WD ONLINE SUBSCRIPTIONS

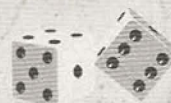
If you don't currently receive the Inquisitor Newsletter/WD Online Newsletter and would like to, you can find full subscription details on the Games Workshop website at the address below.

Rik Turner

**[www.games-workshop.co.uk/wdonline](http://www.games-workshop.co.uk/wdonline)**

## ONLINE DIRECTORY

- **DIRECT SALES** ..... [www.games-workshop.co.uk/store](http://www.games-workshop.co.uk/store), Tel: 0115 91 40000, Fax: 0115 916 8002
- **GAMES WORKSHOP ONLINE** ..... [www.games-workshop.co.uk](http://www.games-workshop.co.uk)
- **GAMING CLUBS** ..... [www.gamingclub.org.uk](http://www.gamingclub.org.uk), E-mail: [clubguy@games-workshop.co.uk](mailto:clubguy@games-workshop.co.uk)
- **FORGE WORLD** ..... [www.forgeworld.co.uk](http://www.forgeworld.co.uk), Tel: 0115 916 8177, Fax: 0115 916 8044
- **THE BLACK LIBRARY** ..... [www.blacklibrary.com](http://www.blacklibrary.com)
- **SPECIALIST GAMES** ..... [www.specialist-games.com](http://www.specialist-games.com)



## Community

All the latest news and events from Warhammer World, hobby centres, clubs and the community.



## Store Finder

Want to find a Games Workshop hobby centre or independent stockist near you? They're all here.



## Ordering Direct

It's possible to buy our products online or over the telephone; all the information is right here.

**[www.games-workshop.co.uk](http://www.games-workshop.co.uk)**





# FRONTLINE

## STORE NEWS & EVENTS



This Moria board was made by Dan. "I used expanding foam," he says, "and with chunks of wood and polystyrene set in to it, I created a reverse mould." Once removed these made natural-looking corridors and rocky clefts. For the rocks, Dan used plaster bandage to coat the foam and then used textured paint to finish them off. "It's good for organic rock," he says.



**GW HULL**

Dan Doughty – Manager, GW Hull

## HOBBY HOMECOMING

**Nick:** Nostalgic. That's a good word to describe how I felt when I revisited Games Workshop Hull, the store of my youth. It'd been a while, so had my rose-tinted glasses slipped or was Hull as lustrous as ever?

Of course, the latter was true and as I stepped through its doors, I was overcome with something akin to that feeling you get when you walk into a Games Workshop store for the first time. You see, back when I was a mere boy, Hull was the first GW store I ever went to. It was a special occasion, heading out across the Humber Bridge with my brother in his dinky VW hatchback.

Obviously, things had changed but it still had that hobby magic I remembered so fondly...

Dan Doughty, is the man at the helm for Hull these days. He's been at the store since March 2005, but like me, coming to Hull was something of a nostalgic return for him, too. "I used to work at the store fifteen years

ago," says Dan. This was way back when it first opened in 1990 and since that day it's always been at Paragon Street – one of the real warhorses amongst GW stores. "It was weird coming back," Dan explains, "strange, but familiar." I know how you feel.

Being a hobbyist for so many years, Dan has collected a few armies. He's currently working on his Emperor's Children Chaos Space Marines. He's also a big fan of Inquisitor, "I like working with large scale models," he tells us. This is evident in his 40K army, which has a large Daemon Prince based on the Necron Deceiver.

**CONTACT DETAILS:** If you fancy a trip to Hull then give the guys a call and find out what's happening in the Hobby Centre.

**CALL ON: 0148 258 9576**



# SHOWCASE


Some of the great models on display at the Hull Hobby Centre.



Mordheim Magister and Possessed – Robbie Crawford



King of the Dead – Dom Tallentire



Dan Dougherty's Daemon Prince bears a striking resemblance to him – apparently the head was modelled on Dan's old haircut.



Dark Eldar Wych – Dom Tallentire



Emperor's Children Dreadnought – Dan Dougherty



Orc Shaman, Orc Warlord – Robbie Crawford



## HARDCORE GAMING



Nick Langrick

To say Hull is the tournament capital of the north isn't so far fetched if their results are anything to go by.

Full-timer Nick Langrick gave me the skinny on their gaming exploits. "We won five out of eight tournaments we entered this year," Nick says, quite humbly, referring to the Hull tournament team. Nick also won his heat at the 40K GT this year and the guys have had success at the Doubles Tournament at the Gaming and Events Centre in Sheffield, the WPS GT, Conflicts and other independent gaming events. Considering Nick has only been going to tournaments for just over a year, that's quite an achievement!

So devastating are the Hull boys' performances that they've carved something of a reputation in tournament circles. "We're notorious on the Net," Nick explains, laughing, "the fear is coming," but adds, "It's not about winning though. It's good for me, really lifts me up and I've met a lot of friends too – it's social as well." Well, that's what it's all about, Nick – but the winning's nice too though, I bet.





Dave Binnie

Of the many chapters of the Adeptus Asatrites, it's the Crimson Fists that float Dave Binnie's boat. A popular choice amongst hobbyists, owing to their appearance on the original Rogue Trader book (the very first version of Warhammer 40,000), Dave has a different reason for choosing Rogal Dorn's brethren.

"I based them on a Black Library book from the Soul Drinker's Trilogy; *Crimson Tears*," he says.

Dave's Crimson Fists are part of the second company and are made distinctive by the prolific bionics in the army. "It was during an Ork invasion that the Crimson Fists were taken out by their own defences – I wanted to reflect the fact that the chapter is full of injured veterans," Dave explains.

The colour scheme Dave uses on his Space Marines is simple, effective and achieves a high gaming standard for any tabletop. It's good lesson for anyone who struggles to get an army painted up quickly or if you have a lot of troops, like an Imperial Guard player for example.

Dave currently has around 1,000 points of Crimson Fists, including lots of tanks and transport vehicles as it's a mechanised force. Next, he plans to paint up a Command squad and some more transport vehicles. A particular conversion he has in mind is Captain Reincez, a character from *Crimson Tears*, who wields a thunder hammer.



# ROGAL DORN'S MEN

CRIMSON FIST MINI-SHOWCASE



## Terminators

One of Dave's tactical plays involves his Terminators. "I give them cyclone missile launchers," he says, "which most people don't rate that highly next to the assault cannon. However, if you give them the Tank Hunters skill they can cause some havoc."

*"I based them on a Black Library book from the Soul Drinker's Trilogy; *Crimson Tears*."*

## Librarian

"The Librarian is my favourite model," says Dave. "I based it on the Tigurius special character and removed all the Ultramarines insignia. I'm really please with his Servo-skull too."



## Tactical & Devastator Squads

Dave has modelled snow flock on his bases. "It sets off the dark blue colour scheme really well."

## CRIMSON FIST COLOUR SCHEME

- ① Undercoat Chaos Black.
- ② Basecoat power armour with watered down Regal Blue and Chaos Black mix.
- ③ Wash this mix over the armour to 'stain' it.
- ④ Fine line the edges of the armour with Regal Blue.

- ⑤ Use a mix of Regal Blue and Skull White to pick out the very edges of the armour.
- ⑥ For the shoulder pads and any red areas use Red Gore as a basecoat.
- ⑦ Highlight Red Gore with Blood Red.
- ⑧ Use Red Ink to 'dilute' the effect.



# DESERT ORKS


Blood Axes from  
GW Gloucester

These cool Ork conversions are part of staff member, Andy Vaughn's, Blood Axe army. Andy works in our Gloucester Hobby Centre and describes his motivation for collecting the greenskins as, "They're just fun – the Klan thing is really cool."

Andy has plumped for one of the sneakiest, and arguably least Orky Klans going. He was inspired by the Ork character, Boss Snikrot – who leads the Red Skull Kommandos and is in Codex: Orks – and explains his penchant for using Imperial Guard vehicles in suitably Ork-like fashion, "I looked at the Guard list, then the Ork list... I'm thinking... then I've got a plan."

"They fight as one disorganised mass," says Andy of his tactics and his twenty five-Ork mobs in his army "There's nothing like rolling fifty dice and killing one Space Marine," he laughs.

Andy has 1,500 points of Blood Axes and to the right is just a sample of his great converted models. If you want to chat to Andy about his army and indeed, see the rest of the army, why not take a trip to Gloucester.



**Killer 'Sentinel' Kan (left):** In an all-Imperial Guard based army, Sentinels were the obvious choice to base the Killer Kans on. "They were the closest thing," Andy tells us. "I used a mix of plasti-card and Green Stuff to finish the conversion off."



**Sneaky Snipers (right):** These are Andy's Lootas. "I just love deserts and desert warfare," Andy explains of his camouflage choice. As for converting them... "It's just a head and some feet surrounded by Green Stuff. Andy has three snipers and three spotters. "They represent a special weapon choice he says – everything mirrors the Imperial Guard."




GW SUTTON COLDFIELD

## BULL CHARGE!

These dynamically posed Ogres are currently rampaging in our Sutton Coldfield Hobby Centre. "They were a combined effort by all the staff," says Adam Sharpes, the manager. "We wanted to do something a bit different," he continues, "and at the time, we all collected Ogres."

There are a variety of different poses, from extended postures and bull charging, to one of Adam's favourites, the backhanding bellow.







# WARHAMMER WORLD

Games Workshop's premier retail store and events venue



## WARHAMMER WORLD HOBBY CENTRE

Warhammer World is a great gaming venue but it also has a Hobby Centre too. It stocks the Specialist Games Range, as well as Forge World items and a limited range of Warp Artefacts products.



One of manager, Chris Pritchard's, Dark Elves, a Sorceress – on display in the Hobby Centre.

Located in Lenton Nottingham, Warhammer World is the place to come for a great Games Workshop experience. Within its castle courtyard you will find a wide array of awesome gaming tables built by Warhammer World's scenery team. All of Games Workshop's current game systems are represented, from cathedral ruins for the Warhammer 40,000 universe, to the rolling plains of the Warmaster board. Whatever game you play, Warhammer World is the place to fight your war!

- Feature tables in the Warhammer, Warhammer 40,000, The Lord of The Rings and Specialist Games zones.
- A variety of standard gaming tables that can be used for all systems.
- Gaming nights to cater for all levels of gaming knowledge and experience.
- Staff on hand to help you with your hobby activities and gaming.
- Available for Club or Gaming Group activities (subject to availability).
- Citadel Miniatures Hall.
- Sample the legendary hospitality of the Dwarfs at Bugman's Bar!

•RING 0115 9168410 FOR MORE DETAILS.

coming soon

## 2006 GRAND TOURNAMENT SEASON



Visitor information, opening times, and even a webcam can be found on the Warhammer World website.


## Bugman's

**B**ugman's Bar is the place to sit and relax with a thirst-quenching refreshment after visiting the museum. It is custom-built to provide an appropriate finish to any visit to Warhammer World, with a great selection of drinks and mouth-watering meals.


It's also only place to get exclusive Bugman's merchandise. Below are just a selection of the Dwarf treasures available...




*Left: The special edition Josef Bugman model – only available at Bugman's!*



*Bugman's Coffee Mug, Ale Jug and Bust.*



*Bugman's Half Pint Tankard*



*Bugman's Pint Tankard*



*Bugman's Goblet*

## The Citadel Miniatures Hall



**T**he Citadel Miniatures Hall contains the finest collection of painted miniatures in the world.

Along with thousands of models from the world-renowned Design Studio 'Eavy Metal team, the display also showcases the work of past Golden Demon winners and many other highly individual painters, modellers and artists from the last twenty five years.

This unique exhibition gives visitors the opportunity to view new and historical miniatures in a sumptuous gallery setting.

For more information e-mail or call:

**0115 9168410**



**bugmans@games-workshop.co.uk**





# CLUBS & COMMUNITY

All the information you need about clubs, whether you want to participate or start one of your own.

## IN THE BUNKER

WHITE DWARF VISITS THE CHELMSFORD BUNKER GAMING CLUB

### Humble Beginnings....

The Chelmsford Bunker is possibly one of the oldest gaming clubs in the GCN – certainly it was one of the first few clubs to become part of the Gaming Club Network. Owen Rees and I made the long trip down south to visit the guys who run it, sample the club's atmosphere for ourselves and, of course, play a few games.

Nick Kyme



The Bunker has been running for four years and in that time has cultivated a regular following and developed a super experienced when we fought out a Mordheim game. The club runs lots of events and campaigns. "We play a lot of



The guys who run the Bunker (left to right) Jamie Shepherd (Club Junior Rep), Gareth Williams (Secretary), Tony Healey (Club President) James Stamp (Events Organiser) and David Chilvers (Club Web Manager).



This clash, a preamble practice game before the Mordheim campaign appearing in White Dwarf.



A great atmosphere generates a lot of gamers, intent on their hobby.


## CYBER PSYKER

Community forum and UK White Dwarf. You'll see Darren on our forums under the guise of MOD-home of the witch known for being the tynder general, and we discovered a latent cyber psyker, Darren Wadland lurking in the Chelmsford Bunker. Darren moderates a number of forums, including the Clubs and all areas including the internet.



Chelmsford is well known for being the tynder general, and we discovered a latent cyber psyker, Darren Wadland lurking in the Chelmsford Bunker. Darren moderates a number of forums, including the Clubs and all areas including the internet.

Here, Tony and Gareth try to outwit each other in The Battle of Five Armies.





More information about clubs and community events can be found on the Games Workshop and GCN websites.

The Lord of The Rings," says Ron, "and ran a big event for The War of The Ring campaign." They also have two or three campaign and tournament weekends a month.

## Bring and Battle days

Tony explains, "We invite clubs to bring and battle days. This is basically to show them how to run their own clubs and tournaments." There is an elite group at the Chelmsford Bunker and their wealth of experience and expertise shows in the variety of games played. For example, a Mordheim campaign devised by club Treasurer, Mike White, was in full flow when Owen and I visited, whereas Tony was playing club Secretary, Gareth Williams at the Battle of Five Armies.

## Want to know more?

And for further information about the club and how to get in touch with them see our GCN listings at the bottom of the page.

Owen and I thoroughly enjoyed our visit and would urge anyone who can make it to Chelmsford to take a look - we're sure you won't be disappointed.

## GW CHELMSFORD

The Chelmsford Bunker has strong links with their local GW Hobby Centre, where gamers can meet up before heading to the club. Below, we've provided a sample of the store. If you want to find out more give the guys a call.



CONTACT GW CHELMSFORD ON: **01245 490048**



A 41st millennium trench system board.



The winter-based Warhammer table, complete with frozen river.

## The Dice and Dagger Club

Remember the Dice and Dagger Club from WD314? Well Kurt Baker, President of the club, has devised a new club logo and launched a website with details about the club and upcoming events. For more information get in touch with our Community Team on:



[www.games-workshop.co.uk/community](http://www.games-workshop.co.uk/community)

GCN presents

## OPEN WAR 5

Sat 22nd April 2006, 9am till 6.30pm.

## Warhammer World

Warhammer 40,000 ..... 1,500points  
Warhammer ..... 2,000points  
Epic ..... 3,000points

**£10 to enter**  
discount for club bookings.

Entry forms downloadable from website  
[info@1stcompanyveterans.net](mailto:info@1stcompanyveterans.net)  
[www.1stcompanyveterans.net/events](http://www.1stcompanyveterans.net/events)



WITH OUR GAMING CLUB LIST YOU CAN FIND THOSE CLUBS THAT ARE MEMBERS OF THE INDEPENDENT GAMING CLUB NETWORK.

THE GCN ROLL OF HONOUR  
The clubs listed here all have:

- A committee of at least three members to run their affairs openly.
- Public liability insurance to protect the members against accident.
- A good standard of club rules and a club constitution.
- A child protection policy.
- A policy of submitting the committee for CRB Disclosure.

As part of our commitment to customer service and safety we do not promote any club outside of the Gaming Club Network.

[www.gcnm.org.uk](http://www.gcnm.org.uk)

**1st Company Veterans (Warhammer World)**  
Contact: Chris and Scott  
E-mail: [info@1stcompanyveterans.net](mailto:info@1stcompanyveterans.net)

**Armageddon Inc.**  
Contact: James Sheffield  
Phone: 01494 885 905

**Battletent (Norwich)**  
Contact: Richard Miller  
Phone: 07710 702297  
E-mail: [Richard@battletent.co.uk](mailto:Richard@battletent.co.uk)

**Battlescar (Poole)**  
Contact: Paul Cleveland  
Phone: 01202 385 832  
E-mail: [paul@battlescar.co.uk](mailto:paul@battlescar.co.uk)

**Blackfish (North Walsham)**  
Contact: Guy Blashill  
E-mail: [guyblashill@yahoo.co.uk](mailto:guyblashill@yahoo.co.uk)

**Bracknell Forest Gamers**  
Contact: Daniel Gurrey  
Phone: 07951 816 613  
E-mail: [d.gurrey@bt21.com](mailto:d.gurrey@bt21.com)

**Bridgend YMCA Games Club**  
Contact: Matt Churchill  
Phone: 01656 668298  
E-mail: [velvetliend@yahoo.co.uk](mailto:velvetliend@yahoo.co.uk)

**Brighton Warlords**  
Contact: Peter Cooke  
Phone: 0797 409 4240  
E-mail: [Peter.cooke423@ntlworld.com](mailto:Peter.cooke423@ntlworld.com)

**Buckenham Bone Crushers**  
Contact: Paul Girling  
E-mail: [www.banhamandthebucks.co.uk/wargames](mailto:www.banhamandthebucks.co.uk/wargames)

**Chelmsford Bunker**  
Contact: David Chivers  
E-mail: [bunkerssecretary@yahoo.co.uk](mailto:bunkerssecretary@yahoo.co.uk)

**Colchester Games Club**  
Contact: David Freeman  
E-mail: [info@colchestergamesclub.co.uk](mailto:info@colchestergamesclub.co.uk)  
Phone: 07859 755 572

**Cross Swords Gaming Club**  
Contact: Anthony Cross  
E-mail: [antandshell@cross247.wanadoo.co.uk](mailto:antandshell@cross247.wanadoo.co.uk)  
Phone: 01752 837 133

**Dice and Dagger (Bude)**  
Contact: Kurt Baker  
E-mail: [celtofukernow@aol.com](mailto:celtofukernow@aol.com)

**Dudley Darklords**  
Contact: Paul Sheldon  
Phone: 01384 288 360

**Dursley Games Club**  
Contact: Dan Bishop  
Phone: 01453 549 377

**Edinburgh Pub Bowl League**  
Contact: Dave Avery  
Phone: 07837 380713  
E-mail: [daveryedin@hotmail.com](mailto:daveryedin@hotmail.com)

**Gambit Games UK (Brighton)**  
Contact: Gareth Wynn  
Phone: 01273 421359  
E-mail: [Gareth.wynn808@btworld.com](mailto:Gareth.wynn808@btworld.com)

**Gatekeepers Wargames Club (Shrewsbury)**  
Contact: James Sherry  
Phone: 01743 86605 or 07792 469648  
E-mail: [n.sherry@openworld.com](mailto:n.sherry@openworld.com)

**Gobstys (Lincoln)**  
Contact: Will Platten  
Phone: 01522 803310  
E-mail: [info@gobstys.co.uk](mailto:info@gobstys.co.uk)

**Hyde Clarendon Strategy Games Club**  
Contact: Paul Mather  
E-mail: [paul.mather@tameside.ac.uk](mailto:paul.mather@tameside.ac.uk)

**Jersey Privateers Gaming Club**  
Contact: Richard Mallet  
Phone: 07797 725481  
E-mail: [director@black-helicopters.com](mailto:director@black-helicopters.com)

**Kirriemuir Wargames Club**  
Contact: Michael Anderson  
Phone: 01382 454068  
E-mail: [www.kirriemuirwargamesclub.co.uk](mailto:www.kirriemuirwargamesclub.co.uk)

**Leeds Night Owls**  
Contact: Steve Nolan  
Phone: 0113 225 0461

**Maccwargames (Macclesfield)**  
Contact: Duncan Harradine  
Phone: 01625 612 579  
E-mail: [Harradine2002@yahoo.co.uk](mailto:Harradine2002@yahoo.co.uk)

**Madgamers (Maidenhead)**  
Contact: Denis Jackson  
Phone: 01628 640934  
E-mail: [DENIS JACKMAN@hotmail.com](mailto:DENIS JACKMAN@hotmail.com)

**Middlesborough Gamers Club**  
Contact: Shaun Atherton  
Phone: 01642 272 021

**Newmarket Dwarf Wargames Society**  
Contact: Chris Peachey  
Phone: 01638 720861  
E-mail: [nktdwarf@hotmail.com](mailto:nktdwarf@hotmail.com)

**North West Warriors (Kendal)**  
Contact: Adam Turner  
Phone: 07905 410 067  
E-mail: [Orca9@hotmail.com](mailto:Orca9@hotmail.com)

**Northumbrian Adventurer's Guild**  
Contact: Mark Anderson Coulter  
Phone: 07906 193711  
E-mail: [nagonline@hotmail.co.uk](mailto:nagonline@hotmail.co.uk)

**Nuneaton Model and Gaming Club**  
Contact: Brian McCormack

Phone: 07976 884 558  
**Oxford Gaming Club**  
Contact: Mike Sharp  
Phone: 07802 764143  
E-mail: [Mike.sharp4@openworld.com](mailto:Mike.sharp4@openworld.com)

**Phoenix Gaming Club (Rushden)**  
Contact: Stephen Mawson/Darrell Lee  
Phone: 07951 728142

**Plymouth Association of Wargamers**  
Contact: Orlando Murrish  
Phone: 0175 251 1402

**Portbury Knights**  
Contact: Alan Vowles  
Phone: 07771 965488  
E-mail: [alanvowles@msn.com](mailto:alanvowles@msn.com)

**Rainhill Wargames Club**  
Contact: Paul Tennant  
E-mail: [paul.tennant@hotmail.com](mailto:paul.tennant@hotmail.com)

**Redcar Ironbeards**  
Contact: Ian Widdowson  
Phone: 01642 503207

**Sad Muppets Society**  
Contact: David Offen-James  
E-mail: [david@sadmuppets.org](mailto:david@sadmuppets.org)

**The Spiky Club (Reading)**  
Contact: Sean Curtis  
Phone: 07798 825696  
E-mail: [ookhelibrarian@hotmail.com](mailto:ookhelibrarian@hotmail.com)

**South Oxfordshire Wargamers**  
Contact: Darren Bassett  
Phone: 0199 370 0226

**St Aids Warriors Club**  
Contact: Paul Fletcher  
Phone: 01415 770196  
E-mail: [paulfletcher@hotmail.com](mailto:paulfletcher@hotmail.com)

**Stirling Wargamers**  
Contact: Paul Brooks  
Phone: 07879 612 033  
E-mail: [paul@stirlingwargamers.plus.com](mailto:paul@stirlingwargamers.plus.com)

**Stortford Stormers**  
Contact: Richard Bower  
Phone: 01279 465 574  
E-mail: [rb@abby.co.uk](mailto:rb@abby.co.uk)

**Suffolk and Essex Gamers**  
Contact: Lord R Banbridge-Kiddy  
Phone: 01787 211 254

**Swarm Wargames Club**

Contact: Matt Holden  
Phone: 01473 827 208  
E-mail: [matt@holdenhouse.freeserve.co.uk](mailto:matt@holdenhouse.freeserve.co.uk)

**Swindon and District Wargamers**  
Contact: Paul Nettle  
Phone: 01793 700609  
E-mail: [nettle.tbnc@ntlworld.com](mailto:nettle.tbnc@ntlworld.com)

**Tanelorn Wargames Club**  
Contact: Martin Turner  
E-mail: [Martin.Turner@hess.com](mailto:Martin.Turner@hess.com)

**TGC (Tamworth)**  
Contact: Phil Hannigan  
Phone: 01827 287446  
E-mail: [philhannigan2002@yahoo.co.uk](mailto:philhannigan2002@yahoo.co.uk)

**That Dam Gaming Club (Newmillerdam)**  
Contact: George Gush  
Phone: 07863 311481  
E-mail: [votemroose@hotmail.com](mailto:votemroose@hotmail.com)

**The Sad Muppet Society (Basingstoke)**  
Contact: David Offen-James  
E-mail: [muppet@genesis-sf.org.uk](mailto:muppet@genesis-sf.org.uk)  
Phone: 0116 920 489

**Telwerth 1st Founding**  
Contact: Peter Corps  
Phone: 07788 790136

**Tunbridge Wells Wargame Society**  
Contact: George Gush  
Phone: 01580 753 680

**Walburton Wargamers**  
Contact: Mike Roddham  
E-mail: [walburtonwargamers@yahoo.co.uk](mailto:walburtonwargamers@yahoo.co.uk)  
Phone: 01245 954185

**Watford Wargames Federation**  
Contact: Robert Phillips  
Phone: 01494 465244  
E-mail: [rp@b-a.co.uk](mailto:rp@b-a.co.uk)

**Warlords of Walsall**  
Contact: John Davis  
Phone: 01922 724278  
E-mail: [warlords\\_of\\_walsall@hotmail.com](mailto:warlords_of_walsall@hotmail.com)

**Woking 1st Founding**  
Contact: Peter Corps  
Phone: 07788 790136

**Yeevil Games**  
Contact: Chris Lowe  
Phone: 07811 843747



# THE EVENTS DIARY

All the information you need about clubs, whether you want to participate or start one of your own

## UPCOMING EVENTS

Are you running an event and are a Hobby Centre, Independent stockist, GCN or WPS club? If you want to advertise it for free in this fine publication simply drop us an e-mail at:

[christianb@games-workshop.co.uk](mailto:christianb@games-workshop.co.uk)


The closing dates for receiving details for publication in the following issues are:

- 1st April WD319 (July)
- 1st May WD320 (August)
- 1st June WD321 (September)

Please note all dates and details are correct at the time of going to print but are subject to change.

### Events diary abbreviation guide

|      |                             |
|------|-----------------------------|
| WH   | Warhammer                   |
| 40K  | Warhammer 40,000            |
| BB   | Blood Bowl                  |
| WAB  | Warhammer Ancient Battles   |
| WPS  | Warhammer Players' Society  |
| WECW | Warhammer English Civil War |
| Epic | Epic Armageddon             |
| LOTR | The Lord of The Rings       |
| GW   | Games Workshop              |
| GT   | Grand Tournament            |



## GRAND TOURNAMENT

13TH-14TH MAY  
WARHAMMER WORLD

CALL: 0115 91 40000

[www.games-workshop.co.uk/events/diary](http://www.games-workshop.co.uk/events/diary)

## MARCH

### DAMOCLES GULF CAMPAIGN

Date: 26th March, 2006

Venue: **GAMES WORKSHOP** Gaming Centre Sheffield

Details: The expansionist Tau empire has reached the edge of Imperial space inadvertently bringing war to the Eastern Fringe. Will the Imperium of Man crush the fledgling Tau empire or will the superior technology of the Tau win the day?

Tickets cost £15 include lunch (you will need a 1500 pt army)

Contact: 0114 243 4633

Website: [www.games-workshop.co.uk/events](http://www.games-workshop.co.uk/events)

## APRIL

### 1ST BIRTHDAY OPEN DAY

Date: 1st April, 2006

Venue: **GAMES WORKSHOP** Gaming Centre Sheffield

Details: To celebrate being open for one year we are holding a huge birthday event featuring participation games, painting and gaming competitions, mini tournaments for 40K, LOTR and Warhammer and, best of all, it's all FREE!!

Contact: 0114 243 4633

Website: [www.games-workshop.co.uk/events](http://www.games-workshop.co.uk/events)

### NO JOKE - HOLD THE LINE

Date: 1st April, 2006

Venue: **GAMES WORKSHOP** Guildford

Details: Help the Imperial defenders of Medusa V fortify their positions and build some 40K defences. Do you have what it takes to spend a day in the trenches...?

Contact: 01483 451 793

Website: [www.games-workshop.co.uk/events](http://www.games-workshop.co.uk/events)

### A SHADOW IN THE EAST

Date: 1st April - 15th April, 2006

Venue: **GAMES WORKSHOP** Oxford

Details: The forces of Sauron are on the move. In the east, Khamûl has gathered his army and advances on Gondor. Can the Free Peoples hold back this tide?

LOTR Campaign - STARTS with 'The Rising in the East'.

Contact: 01865 242 182

Web: [www.games-workshop.co.uk/events](http://www.games-workshop.co.uk/events)

### THE TAROS CONSPIRACY

Date: 1st April - 15th April, 2006

Venue: **GAMES WORKSHOP** Oxford

Details: On the planet of Taros, deep in Ultima Segmentum, valuable shipments of materials are going missing. Located so close to the Tau empire, two Inquisitors have been despatched to investigate these irregularities, along with a delegation from the Departamento Munitorum.

40K Campaign - STARTS with 'First Contact'

Contact: 01865 242 182

Web: [www.games-workshop.co.uk/events](http://www.games-workshop.co.uk/events)

## TRAITOR

Date: 1st April - 15th April, 2006

Venue: **GAMES WORKSHOP** St. Albans

Details: On a tranquil Imperial world, the governor, Baron Ashworth has stopped paying the planet's Imperial tithes. An intervention force led by the Black Templars Space Marine Chapter has been despatched to eliminate the rebel. Upon arrival, they are ambushed by a highly mobile Tau strike force. It appears treachery is afoot as full-scale warfare erupts over the planet's surface.

40K Campaign - STARTS with 'Assault on Governor's Palace'

Contact: 01727 861 193

Web: [www.games-workshop.co.uk/events](http://www.games-workshop.co.uk/events)

## ENEMY AT THE GATES

Date: 1st April - 15th April, 2006

Venue: **GAMES WORKSHOP** Staines

Details: Imperial Commander, Vladimir Krensky, waits. On his desk the offer of surrender sits. Where is the support he requested? How long can they hold out... "The filthy xenos will see how we face death. Death before dishonour".

40K & BFG Campaign - STARTS with 'First Strike'

Contact: 01784 460 675

Web: [www.games-workshop.co.uk/events](http://www.games-workshop.co.uk/events)

## HERALD OF THE EMPEROR

Date: 1st - 2nd April, 2006

Venue: **WARHAMMER WORLD**

Details: Inquisitor campaign that follows an epic and mysterious story, spanning the galaxy from the Eye of Terror to Holy Terra itself! Only one character decides your fate in these detailed narrative games. Call for more details and be a part of history.

Contact: GW Worcester - 01905 616 707

Website: [www.games-workshop.co.uk/events](http://www.games-workshop.co.uk/events)

## FANATIC DEN HAAG

Date: 2nd April, 2006

Venue: Bridge-Sociëteit Noordeinde

Details: Spellenhuis runs their first Fanatic in Den Haag. Open for newcomers to the hobby who can learn about gaming, painting and collecting here. The Fanatic also includes a tournament for Warhammer and Warhammer 40,000 (Age 12+).

Contact: Spellenhuis - +31 70 364 47 82

Website: [ne.games-workshop.com](http://ne.games-workshop.com)

## RETURN TO ARCHON III

Date: 3rd - 14th April, 2006

Venue: **GAMES WORKSHOP** Hemel Hempstead

Details: The Warp storms that plague the outer rim of the Medusa system have temporarily cleared. Imperial Astropaths have pinpointed the location of the legendary mineral planet of Archon III. Unfortunately, they have also detected xenos communications, obviously en route to the planet. Can you stake your claim to the resources of this deadly world?

Contact: 01442 249752

Website: [www.games-workshop.co.uk/events](http://www.games-workshop.co.uk/events)



## A HEROS TALE

**Date:** 1st – 14th April, 2006

**Venue:** **GAMES WORKSHOP** High Wycombe

**Details:** Archaon, Tyron, Valtin – all great heroes, from such humble origins. Are you such a being? Come and find out.

Chart the rise of your champion from mere serf to great hero and general of legend!

**Warhammer Campaign**

**Contact:** GW High Wycombe – 01442 249 752

**Website:** [www.games-workshop.co.uk/events](http://www.games-workshop.co.uk/events)

## THE FATE OF MI'YENUKOS

**Date:** 5th April, 2006

**Venue:** **GAMES WORKSHOP** Uxbridge

**Details:** The sept world of D'Yanoi has been caught in the tendrils of Hive Fleet *Alcroydra*. The only Fire Warrior Cadre available is that of Mi'yenukos – can they turn the Tyranid tide before it consumes D'Yanoi?

**40K Combat Patrol tournament**

**Contact:** GW Uxbridge – 01895 252 800

**Web:** [www.games-workshop.co.uk/events](http://www.games-workshop.co.uk/events)

## ENEMY OF MY ENEMY

**Date:** 5th April, 2006

**Venue:** **GAMES WORKSHOP** Woking

**Details:** After weeks of conflict, the Tau Ethereal Aun'Shaala has negotiated a temporary ceasefire. All communications from the north of the city have ceased. Both sides have agreed to send teams to investigate the strange structure uncovered near the centre of the market district. Can the peace hold...?

**40K Kill-team event**

**Contact:** GW Woking – 01483 771 675

**Web:** [www.games-workshop.co.uk/events](http://www.games-workshop.co.uk/events)

## THE LORD OF THE RINGS GRAND TOURNAMENT GRAND FINAL

**Date:** 8th – 9th April, 2006

**Venue:** **WARHAMMER WORLD**

**Details:** The Grand Final is here! The best players from heats one to three face off to decide the champion. For this two-day event you will need two 500 points armies – one Good and one Evil. The event includes lunch on both days and dinner on the first day only. Details can be found on the Games Workshop website. Tickets cost £50.

**Web:** [www.games-workshop.co.uk/events](http://www.games-workshop.co.uk/events)

## DOUBLE CROSS

**Date:** 8th April, 2006

**Venue:** **GAMES WORKSHOP** Maidenhead

**Details:** Inquisitor Nihilun Castor has held diplomatic talks with the Tau, persuading the Tau council to share their most advanced plasma technology as a gesture of peace. However, Castor is a true servant of the Emperor and will not abide the xenos to live... He plans to spring a trap on the Tau, seizing their technology whilst delivering a crippling blow to their forces. To make matters worse, other xenos races are also eager to get their hands on the technology which is said to be of Doomsday proportions! Bring 1,000 points.

**Contact:** GW Maidenhead – 01628 631 747

**Website:** [www.games-workshop.co.uk/events](http://www.games-workshop.co.uk/events)

## LAUNCH THE GRUNDENBURG

**Date:** 8th April, 2006

**Venue:** **GAMES WORKSHOP** Reading

**Details:** Join a Warhammer aerial spectacular! Eagles, Hawks and Gyrocopters & some larger things take to the skies as the Grundenburg airship prepares to launch...

**Contact:** GW Reading – 01189 598 693

**Web:** [www.games-workshop.co.uk/events](http://www.games-workshop.co.uk/events)

## OPEN WAR 5

**Date of Event:** 22nd April 2006, 9am till 6.30pm.

**Venue:** **WARHAMMER WORLD**

**Details:** Warhammer 40k (1,500 points), WFB (2,000 points), Epic (3,000 points). £10 to enter, discount for club bookings.

**Contact Details:** Entry forms downloadable from website soon.

**e-mail:** [info@1stcompanyveterans.net](mailto:info@1stcompanyveterans.net)

**Website:** [www.1stcompanyveterans.net/events](http://www.1stcompanyveterans.net/events)

## HAMMERS OF CHAOS

**Date of Event:** Sunday 24th April, 2006

**Venue:** **GAMES WORKSHOP** Gaming Centre Sheffield

**Details:** In the wake of the Storm of Chaos the Middle Mountains have become the abode of Orcs, Necromancers and Chaos warbands. They are trapped between the anvil of the mountains and the hammer of the Empire and its allies. If the Empire is to withstand another incursion, the mountains must be cleansed!

Tickets cost £15 (including lunch). You will also need a 1,500pts army.

**Contact:** 0114 243 4633

**Website:** [www.games-workshop.co.uk/events](http://www.games-workshop.co.uk/events)

## 40K DOUBLES TOURNAMENT

**Date:** 30th April, 2006

**Venue:** **GAMES WORKSHOP** Gaming Centre Sheffield

**Details:** Pair up with a friend to battle against others in this competition of deadly duos. To play you will need two Combat Patrol forces of 500 points and a friend to play with. Details of the rules will be sent with the event pack. Tickets cost £20 including lunch on the day.

**Contact:** 0114 243 4633

**Website:** [www.games-workshop.co.uk/events](http://www.games-workshop.co.uk/events)

## WATCH THE SKIES

**Date:** 27th April, 2006

**Venue:** **GAMES WORKSHOP** Swindon

**Details:** Tau forces control the skies and most of the capital city of Medusa V. Kill-teams of the Officio Sabatorum may offer the only hope left to Governor Praxas. If these elite Imperial troops could penetrate the Tau battle lines and disrupt the power relays for the Tau communications array, there might still be a chance to call for aid and defeat the xenos filth.

**40K Kill-team event.**

**Contact:** GW Swindon – 01793 436 036

**Web:** [www.games-workshop.co.uk/events](http://www.games-workshop.co.uk/events)

## MAY

### Warhammer Doubles Tournament

**Date:** Sunday 7th May, 2006

**Venue:** **GAMES WORKSHOP** Gaming Centre Sheffield

**Details:** Pair up with a friend to battle against others in this competition of deadly duos. To play you will need two Border Patrol forces of 500 points and a friend to play with. Full details of the rules will be sent with the event pack. Tickets cost £20 including lunch on the day.

**Contact:** 0114 243 4633 for more details.

**Website:** [www.games-workshop.co.uk/events](http://www.games-workshop.co.uk/events)

### GW Presents: Battle of the Clubs 2006

**Date:** 14th May, 2006

**Venue:** Sporthal UvT, Tilburg

**Details:** The annual Battle of the Clubs tournament returns at the usual location, including both a Warhammer 40,000 and Warhammer team tournament.

**Contact:** [NEEvents@games-workshop.co.uk](mailto:NEEvents@games-workshop.co.uk)

**Website:** [ne.games-workshop.com](http://ne.games-workshop.com)



THE LORD OF THE RINGS  
STRATEGY BATTLE GAME

# GRAND TOURNAMENT

8TH – 9TH APRIL  
WARHAMMER WORLD

CALL: 0115 91 40000

[www.games-workshop.co.uk/events/diary](http://www.games-workshop.co.uk/events/diary)

# DARK STARS

CAMPAIGN WEEKEND

20th – 21st MAY  
WARHAMMER WORLD

CALL: 0115 91 40000

[www.games-workshop.co.uk/events/diary](http://www.games-workshop.co.uk/events/diary)

CONFLICT  
REGIONAL  
EVENTS 2006

THE LORD OF THE RINGS  
STRATEGY BATTLE GAME

WARHAMMER  
40,000

WARHAMMER

CALL: 0115 91 40000

[www.games-workshop.co.uk/events/diary](http://www.games-workshop.co.uk/events/diary)



# STORE FINDER

A Games Workshop Hobby Centre is much more than just a shop...

## ++IMPORTANT NEWS++

### HOBBY STORE OPENING TIMES

Games Workshop Hobby Centres have recently changed their opening hours. The new opening times are as follows:

**Monday - Friday:** 12pm – 6pm  
**Saturday:** 10am – 6pm  
**Sunday:** 11am – 5pm

There are, however, the following exceptions:

- Stores in shopping centres still open and close according to shopping centre times.
- Each Hobby Centre has one late club night. The specific night this is held on is dependent upon the store.
- Some stores are not open everyday, such as the Gaming and Events Centre in Sheffield. Please ring the relevant store for details.
- To find out more information, pay a visit to your local Hobby centre or give the staff a call.



### FREE PAINTING AND MODELLING ADVICE

No matter what your level of painting or modelling skill, if you spend 30 minutes with one of our members of staff you will see those skills improved and might find out something you never knew!



### FREE GAMING AND TACTICS ADVICE

All our staff are experienced gamers (after all it's what they do for a living!) They can give you sound tactical advice, help you build battle-winning armies and clear up most of your rules queries.



### BEGINNERS

Our special Beginners' programme teaches you how to play and helps you take your first steps into the Games Workshop hobby. The programme runs on **Sundays**, so whether you want to learn how to charge your knights into your opponent's battle line or lead a squad of Space Marines into battle, all you need to do is come along!



### FULL RANGE OF PRODUCTS

All our centres stock a full range of Warhammer 40,000, Warhammer and The Lord of The Rings games and models as well as all the hobby materials you need to collect, build and paint your armies.



### IN-STORE ORDER POINT

All of our stores have a Games Workshop Direct in-store order point which you can use to get your hands on all of our Specialist Games products, plus many exclusive miniatures, components and classic models with which to customise your Warhammer, Warhammer 40,000 and The Lord of The Rings forces.



### HOBBY ACTIVITIES

Games Workshop hobby centres provide support and expert advice on all aspects of the hobby. On **Sunday** evenings many stores run activities for graduates from the Beginners' Programme, whilst one weekday night a week, there is a **Games Night** for players to indulge in even more hobby activity.

## GAMES WORKSHOP

## HOBBY CENTRES & INDEPENDENT STOCKISTS

Games Workshop products are sold by a large number of shops in 16 different countries across the world. What follows is a listing of all the stores that sell Games Workshop products across the UK, parts of Europe, South Africa and the Middle East. Games Workshops open seven days a week, with gaming into the evening on certain nights. Call your local Hobby Centre for more details. You can find a full list of our UK retail outlets on our website, shown below.

If you're still unsure as to where your nearest stockist is located, why not call Games Workshop Direct on 0115 916 40000. Stores highlighted in yellow indicate new stores.

Stores in **green** are elite Northern European stores; stores in **blue** are Northern European partnership stores. To be sure they will have exactly what you want in stock, we recommend you give them a quick phone call before visiting.

UK stores marked in **blue** are members of our 'Elite Store programme' who offer both an extensive range of Games Workshop products and superb customer service.

Hobby centres marked with a cross (x) have Gaming Room facilities.

[www.games-workshop.co.uk/storefinder](http://www.games-workshop.co.uk/storefinder)



Find your nearest Hobby Centre or independent retailer on these pages  
on our website: [www.games-workshop.co.uk/storefinder](http://www.games-workshop.co.uk/storefinder)  
by calling us: 0115 91 40000

## AVON

**GW BRISTOL (CENTRAL):**  
13 Broadview, Tel: 0117 925 1533  
**GW BRISTOL (CHIBBS CAUSEWAY):**  
Unit 129, The Mall, Tel: 0117 930 2528

**BRISTOL, Area 51:**  
Tel: 0117 924 4655  
**PORTISHEAD, Mokki:**  
Tel: 01272 584 4761  
**YATE, Hoggosaurus Toysstore:**  
Tel: 01454 925 6966

## BEDFORDSHIRE

**GW BEDFORD:**  
10 Greyfriars, Tel: 0123 427 3563  
**LUTON, Final Fantasy**  
45 New Bedford Road, Tel: 01582 729 001  
**LUTON, Otakars:**  
Tel: 0158 248 6093

## BERKSHIRE

**GW MAIDENHEAD:**  
Unit 2, 17 Market Street, Tel: 01628 863 1747

**GW READING:**  
111 Broad Street Mall, Tel: 0118 959 6693  
**NEWBURY, Miniature Merchants:**  
3 Weaver's Walk, Tel: 01353 828 176

**BRACKNELL, Otakars:**  
Tel: 01344 448 8124  
**SANDHURST, Toyworld:**  
Tel: 0125 287 3395

**WINDSOR, Otakar's Bookshops Windsor:**  
Tel: 01753 085 6456

**WINDSOR, WJ Daniels:**  
Tel: 01753 366 2109

## BIRMINGHAM AREA

**GW BIRMINGHAM:**  
Unit L16, Boling Link, Tel: 0121 693 7193  
**GW DUDLEY:**  
Unit 55, Merry Hill Centre, Tel: 0158 448 1618

**GW SOLIHULL:**  
690 Warwick Road, Tel: 0121 705 7907

**GW SUTTON COLDFIELD:**  
45-47 Birmingham Road, Tel: 0121 354 3174

**GW WOLVERHAMPTON:**  
3 King Street, Tel: 0190 231 0466

**GW WALSALL:**  
Unit 27, Old Square Shopping Centre,  
Tel: 01922 272 5257

**ACOCKS GREEN, Jeff's Games and Workshop:**  
Tel: 0121 706 5176

**GREAT BARR, Gaming Crypt:**  
Tel: 0121 360 5080

**EDGECASTLE, Wayland's Forge:**  
Tel: 0121 687 0109

**RUBERY, Roy's Hobbies & Toys:**  
Tel: 0121 453 4390

**SUTTON COLDFIELD, Digital Dragons:**  
Tel: 0794 163 7793

## BUCKINGHAMSHIRE

**GW HIGH WYCOMBE:**  
Unit 29, The Dolphin Centre, Tel: 01494 453 1494

**GW MILTON KEYNES:**  
Unit 2, West End Extension, 502 Silbury Boulevard,  
Shopping Centre, Tel: 0190 869 0477

**AYLESBURY, Toy Wonderland:**  
Tel: 0777 555 6541

**BUCKINGHAM, Abacus Toys:**  
Tel: 0128 052 1815

**GERARDS CROSS, Howard Marshall:**  
Tel: 0175 386 2032

**PRINCES RISBOROUGH, Treats:**  
Tel: 0184 434 4354

## CAMBRIDGESHIRE

**GW CAMBRIDGE:**  
54 Ropini Street, Tel: 01223 331 3360

**GW PETERBOROUGH:**  
3 Wentworth Street, Tel: 01753 389 0052

**ELY, City Cycle Centre:**  
Tel: 0135 566 0131

**HUNTINGDON, Sports & Fashions:**  
Tel: 0148 045 4541

**PETERBOROUGH, Westgate Department Store:**  
Tel: 01753 356 0151

**SAWSTON, The Toy & Model Centre:**  
Tel: 01223 350 5052

**SAWSTON, Toys Plus:**  
Tel: 01223 350 7036

**ST NEOTS, Barretts of St Neots:**  
Tel: 0148 040 8700

**ST NEOTS, First Computer Games:**  
Tel: 01480 386638

**ST NEOTS, Westgate Department Store:**  
Tel: 0148 057 0242

**TEVERSHAM, Innovation Ltd:**  
Tel: 01223 829 3492

**WISBECH, Westgate Department Store:**  
Tel: 01553 620 3525

## CHESHIRE

**GW ALTRINCHAM:**  
Unit 1, 19 Crofton Street, Tel: 0161 929 9898

**GW CHESTER:**  
112 Foregate Street, Tel: 0124 431 1967

**GW MACCLESFIELD:**  
Unit 38, Chestergate Mall, Grosvenor Centre,  
Tel: 0162 561 9000

**GW STOCKPORT:**  
32 Marley Square, Tel: 0161 474 3427

**ALTRINCHAM, The Gaming Crypt:**  
44 Greenwood Street, WA14 1BZ

**CHEADLE, Fantasies:**  
Tel: 0161 691 1136

**CONGLETON, Deons Toys & Cycles:**  
Tel: 0126 027 3277

**CREWE, ABC Models Sport:**  
Tel: 0127 050 5048

**HARTWICH, Funfayre LTD:**  
Tel: 01527 062 6346

**NORTHWICH, The Shop:**  
Tel: 0160 047 740

**STALYBRIDGE, KMV Models:**  
57 Melbourne Street, SK15 2JJ, Tel: 0161 304 8700

**STOCKPORT, Goodings Toymaster:**  
Tel: 0161 427 2069

**WIDNES, The Hobby Shop:**  
Tel: 0151 424 1947

## CLEVELAND

**GW MIDDLESBROUGH:**  
Unit 35, 39 Dundas Street, Tel: 0164 225 4091

## HARTLEPOOL, Illusions:

Tel: 01442 923 3195  
**HARTLEPOOL, Westgate Department Store:**  
Tel: 01442 924 4337

## CORNWALL

**GW TRURO:**  
Unit 1, Bridge House, New Bridge Street,  
Tel: 0187 232 0047

**BODMIN, Bricksnells:**  
Tel: 01202 227 7088

**BUDE, Milne RC:**  
Tel: 01398 535 0388

**FALMOUTH, Wonderland Falmouth:**  
Tel: 01392 631 2571

**HAYLE, Blowetts of Hayle:**  
Tel: 0175 675 3012

**HELSFLO, Eddy & Son:**  
Tel: 01392 657 2767

**ST AUSTELL, Mad for Miniatures:**  
Tel: 0172 672 259

**TRURO, Toymaster:**  
Tel: 0187 237 2432

## COUNTY DURHAM

**GW DURHAM:**  
64 North Road, Tel: 0191 374 1062

**GW DARLINGTON:**  
75 Skewton, Tel: 01322 538 2463

**BISHOP AUCKLAND, Windsack Models:**  
Tel: 0128 800 9766

**CONSETT, Kwikpart:**  
Consett, Tel: 0120 758 1024

**DARLINGTON, Lamb's:**  
Tel: 01322 548 6049

**SEAHAM, Games of War:**  
Tel: 01915 817118

**TEESDALE, Toy Shop:**  
Tel: 0161 363 7396

## CUMBRIA

**GW CARLISLE:**  
Unit 2, Earle Lane, Tel: 0122 859 6216

**KENDAL, North West Warriors:**  
10 Kendal Street, Tel: 01539 731666

**BARROW-IN-FURNESS, Healths:**  
Tel: 0122 252 0455

**BOWNESS-ON-WINDERMERE, Ernest Atkinson & Sons:**  
Tel: 0153 944 3047

**BRAAMPTON, The Card Centre:**  
Tel: 01602 772 287

**COCKERMOUTH, Playtimes:**  
Tel: 0190 082 9299

**COCKERMOUTH, The Toy Shop:**  
Tel: 0150 082 5865

**KENDAL, Orloghins:**  
Tel: 01539 972 3294

**KESWICK, Lakeland Toys and Hobbies:**  
Tel: 0176 877 5275

**PENRITH, Harpers Cycles:**  
Tel: 0175 886 4475

**ULVERSTON, Sawdust 'n' Stitches:**  
Tel: 01282 988 2234

**WORKINGTON, KSA Models and Hobbies:**  
Tel: 0190 087 3338

## DERBYSHIRE

**GW DERBY:**  
42 Sadler Gate, Tel: 0128 237 1657

**BELPER, Frearsons:**  
Tel: 01777 365 3244

**BURTON ON TRENT, Toymaster Kingdom:**  
Tel: 0129 354 4550

**BUXTON, DAE Knowles & Sons:**  
Tel: 0129 824 203

**CHESTERFIELD, Cooperative Society:**  
Tel: 0124 622 0200

**CHESTERFIELD, Model Trader:**  
Tel: 07951947735

**CHESTERFIELD, Peak Bookstore:**  
Tel: 01246 201609

**DERBY, Toymaster Kingdom:**  
Eagle Centre, Tel: 01392 566 6356

**GLOSSOP, Wain Services:**  
Tel: 0145 785 3545

**ILKESTON, Ilkeston Co-op:**  
Tel: 0115 932 7777

**MATLOCK, Showies LTD:**  
Tel: 01629 952 2498

## DEVON

**GW EXETER:**  
316 Sidwell Street, Tel: 0139 249 0855

**GW PLYMOUTH:**  
84 Cornwell Street, Tel: 0175 225 4121

**GW TORQUAY:**  
12 Market Street, Tel: 0180 320 1036

**BARNSTAPLE, The Battlezone:**  
Tel: 0127 132 0144

**DARTMOUTH, WG Pillar & Co:**  
Tel: 0180 383 2159

**EXMOUTH, Gamezone Models:**  
Tel: 0139 526 7733

**HONITON, Art of War:**  
24 New Street, Tel: 01404 44151

**HONITON, Honiton Toy Shop:**  
Tel: 0140 443 741

**KINGSBRIDGE, The Trading Post:**  
Tel: 0164 865 2923

**NEWTON ABBOT, Auslins:**  
Tel: 0162 693 3444

**PLYMOUTH, Model Shop:**  
Tel: 0175 222 1851

**TAVISTOCK, Kaleidoscope:**  
Tel: 01892 261 5258

**TEIGNMOUTH, Jackmans Toybox T/A MC J Trade:**  
Tel: 0162 677 8260

**TIVERTON, Wings 'N' Wheels:**  
Tel: 0185 424 2619

## DORSET

**GW BOURNEMOUTH:**  
24 Post Office Road, Tel: 0120 231 6292

**GW POOLE:**  
Unit 12 Towngate Centre, Tel: 0120 208 5634

**BOURNEMOUTH, Bottle-Scarf:**  
Tel: 0120 225 8194

**BOURNEMOUTH, Roberts Toys & Games:**  
Tel: 0120 248 2031

**BRIDPORT, Frosts Toymaster:**  
Tel: 01392 842 2265

**DORCHESTER, Dorchester Toys:**  
Tel: 01306 861 3782

Tel: 0130 678 0501

**GILLINGHAM, Mervyn's Toys & Models:**  
Tel: 0174 782 3888

**POOLE, Hoggosaurus:**  
Tel: 180

**SHAFTSBURY, Hardings:**  
Tel: 0174 785 8156

**SHAFTSBURY, Howards:**  
Tel: 0174 786 2156

**SHERBOURNE, Cornerhouse:**  
Tel: 0198 581 5815

**SWANAGE, Leonards:**  
Tel: 01992 942 6096

**WEYMOUTH, Razzmatazz:**  
Tel: 0130 678 5601

## ESSEX

**GW CHELMSFORD:**  
Unit 4C, The Meadows Centre, Tel: 0124 549 0346

**GW COLCHESTER:**  
2 Short Wyre Street, Tel: 0120 678 7279

**GW SOUTHELD:**  
12 Southchurch Road, Tel: 0170 246 1251

**GW THURROCK:**  
Unit 4155, Level 3, Lakeside Shopping Centre, Tel: 0170 886 7133

**SAFFRON WALDEN, Game On:**  
30 High Street, Tel: 0179 950 8070

**BRENTWOOD, B&M Cycles:**  
Tel: 0127 721 4342

**CLACTON ON SEA, Clacton Art & Craft Centre:**  
Tel: 0125 543 6348

**COLCHESTER, Toymaster Kingdom:**  
Tel: 0120 654 4344

**HARLOW, Marquee Models:**  
Tel: 0127 942 3334

**HOCKLEY, Hobbilton:**  
Tel: 0170 220 0180

**LEIGH-ON-SEA, Calver Books:**  
Tel: 0170 247 3986

**MALDON, Colin Bliss Models:**  
High Street, Tel: 0162 185 1327

**RAYLEIGH, Toys N Tuck:**  
Tel: 0130 677 5801

**SOUTHELD-ON-SEA, Toymaster Kingdom:**  
Tel: 0170 234 9444

## GLOUCESTERSHIRE

**GW CHELTENHAM:**  
16 Paville Street, Tel: 0124 222 8419

**GW GLOUCESTER:**  
35 Clarence Street, Tel: 0145 250 5033

**CHELTENHAM, Toywiz:**  
Unit 1a Regent's Arcade, Tel: 0124 222 2329

**BOURTON ON THE WATER, Bourton Model Railway:**  
Tel: 0145 182 0656

**STROUD, Antics:**  
Tel: 0145 376 4487

**STROUD, Paisoff Games:**  
Tel: 0870 242 7429

**TEWKESBURY, Toy Zone:**  
Tel: 0168 429 6770

## HAMPSHIRE

**GW BASINGSTOKE:**  
5 Potters Walk, Tel: 0125 645 6050

**GW PORTSMOUTH:**  
34 Argyle Street, Tel: 0239 267 6266

**GW SOUTHAMPTON:**  
25 East Street, Tel: 0238 033 1962

**GW WINCHESTER:**  
6 St Georges Street, Tel: 0196 288 0199

**ALDERSHOT, The Game Shop:**  
Tel: 0124 231 1443

**ALTON, Alton Model Centre:**  
Tel: 0142 054 2244

**ANDOVER, Hoggosaurus Toystore:**  
Tel: 0128 435 2663

**BASINGSTOKE, Otakars:**  
Tel: 0125 646 0646

**FAREHAM, Fareham Toys and Hobbies:**  
Tel: 0132 526 2183

**FARNBOROUGH, Darkstar:**  
Tel: 0125 237 6050

**FLEET, Fleet Toys:**  
Tel: 0125 261 3949

**GOSPORT, JC Books:**  
Tel: 0239 280 0531

**MILFORD ON SEA, Milford Models and Hobbies:**  
Tel: 0159 064 2112

**NEW MILTON, Toys of New Milton:**  
Tel: 0142 561 7605

**PETERSFIELD, Folly Models:**  
Tel: 0173 026 7932

**PETERSFIELD, Fun for All:**  
Tel: 0173 026 7271

**RINGWOOD, Toys of Ringwood:**  
Tel: 0142 547 9444

**ROMSEY, Roundabout:**  
Tel: 0179 451 2145

**SOUTHAMPTON, Hidden Fortress Ltd:**  
51 East Street, SO14 3HX, Tel: 023 6071 0650

**SOUTHSEA, Southsea Models:**  
Tel: 0170 578 3038

**WATERLOOVILLE, Paul's Hobby Shop:**  
Tel: 0170 525 9186

## HEREFORDSHIRE

**HEREFORD, Hereford Model Shop:**  
Tel: 01434 285 2809

**LEOMIN**



MORECAMBE, Richard Lancaster:

Tel: 0152 441 004

OLDHAM, Ottokers:

Tel: 0161 6200543

POULTEY LE FYDE, Abbas bookstove:

Specialty shopping, Tel: 0125 385 1116

PRESTON, Toymaster:

Tel: 01773 288 7799

ROCHDALE, Microstock:

Tel: 0170 671 5938

ROSSENDALE, Rossendale Models:

Tel: 0170 655 0021

THORNTON-CHATEL, Toy2save Collectables:

Tel: 0125 385 3905

WIGAN, Wigan Model Centre:

Tel: 0194 224 0683

## LEICESTERSHIRE

GW LEICESTER:

Unit 2, 1620 Silver Street, Tel: 0116 258 0510

GW LOUGHBOROUGH:

22 Bugin Street, Tel: 01936 923 8107

ASHBY-DE-LA-ZOUCH, Steve's Models:

Tel: 0153 041 6827

COALVILLE, Geoff's Toys:

Tel: 0153 053 0781

HINKLEY, Puntillio Model Spot:

Tel: 0145 523 0952

## LINCOLNSHIRE AREA

GW LINCOLN:

9 West St Mary's Gate, Tel: 0147 234 7757

BOSTON, Models and Computers:

Tel: 01205 365 102

GRANTHAM, Arbon & Watts:

Tel: 0160 465 5200

GRANTHAM, Porfirina Models and Hobbies Ltd:

Tel: 0147 655 0019

LOUTH, Castaline:

Tel: 0160 760 2149

MABLETHORPE, Belas Toymaster:

Tel: 0150 747 3328

QUADRING, MS Sturgess:

Tel: 0177 562 1867

SCUNTHORPE, Shermans Model Shop:

Tel: 0172 484 2439

SCUNTHORPE, Toymaster:

Tel: 0172 427 1029

SKEGNESS, The Model Shop:

Tel: 0175 476 3429

SPALDING, Mason's Models:

Tel: 0177 572 2456

SPALDING, Spalding News:

Tel: 0177 512 3245

SPALDING, Spalding Models:

Tel: 01775 713270

STAMFORD, Howleys:

Tel: 0178 076 2125

## LONDON

GW BRENT CROSS:

Unit F9, Lower Mall (near Fenwick's), Brent Cross Shopping

Centre, Tel: 0208 202 4979

GW BROMLEY:

Unit 24, The Mall, Bromley, Tel: 0208 465 0676

GW CROYDON:

Unit 35, Drummond Centre (outside the back of the centre),

Kensley Road, Tel: 0208 660 4000

GW ENFIELD:

3/5 Decolin Road, Tel: 0208 353 3238

GW HAMMERSMITH:

161 King Street, Tel: 0208 846 9744

GW HARROW:

295 Station Street, Tel: 0208 861 2350

GW KENSINGTON:

Shop 7, Lancer Square, Kensington Church Street,

Tel: 0207 937 7011

GW KINGSTON ON THAMES:

31 Fife Road, Tel: 0208 549 5224

GW LONDON (OXFORD ST):

Unit F10, The Plaza Shopping Centre, 1st Floor, 16-128

Oxford Street, Tel: 0207 436 5839

GW RICHMOND:

Unit 6, Westminster House, Kew Road, Tel: 0208 846 8122

GW ROMFORD:

12 Quadrant Arcade, Tel: 01708 742 140

GW STAINES:

8 Clarence Street, Tel: 0178 446 2675

GW SUTTON:

Unit 28, Texas Square Shopping Centre, Tel: 0208 770

9454

GW UXBRIDGE:

Unit 32, Changers Mall, The Pavilions Shopping Centre,

0189 625 2800

GW WATFORD:

Unit Q, 1A Queen Street, Harlequin Centre,

Tel: 0192 324 5389

BLACKHEATH, 2nd Impressions:

Tel: 0208 852 6122

CHINGFORD, Hobby Stop:

49-51 Station Road, Tel: 0208 509 7777

CHINGFORD, Rossis of London:

Tel: 0207 529 1920

CLAPHAM JUNCTION, Toyspot:

Tel: 0207 228 1679

DULWICH, The Art Stationers:

Tel: 0208 693 5208

FINCHLEY, Lelaure Games:

Tel: 0208 346 2327

HAMSTEAD, Happy Returns:

Tel: 0207 435 2531

HERNE HILL, Just Williams:

18 Half Moon Lane, SE24 8PU, Tel: 0207 733 9555

ISLINGTON, Frederick Beck:

Tel: 0207 226 3403

KNIGHTSBRIDGE, Harrods:

Tel: 0207 730 1234

LONDON, Playin Games:

33 Museum Street, Tel: 020 7323 3080

PUTNEY, Toyspot:

Tel: 0208 795 9525

RUISLIP, John Sanders:

Tel: 0189 583 4846

WALTHAMSTOW, Ottokers:

Tel: 0208 520 0202

WIMBLEDON, Elys:

Tel: 0208 944 0191

WOOD GREEN SHOPPING CENTRE, Toy City:

Tel: 0208 861 2770

## MANCHESTER AREA

GW MANCHESTER (central):

Unit R35, Marsden Way South, Arndale Centre, Tel: 0161

834 6871

GW TRAFFORD CENTRE:

Unit L40, Trafford Centre, Tel: 0161 764 0065

ECCLIES, Amazon Miniatures:

Tel: 0161 788 7650

LEIGH, Toymaster:

Tel: 01464 207 1116

MANCHESTER, Waterstones:

Tel: 0161 852 1922

WARRINGTON, Steve Webb Models & Hobbies:

Tel: 0192 873 5225

## MERSEYSIDE AREA

GW LIVERPOOL:

132 Central Shopping Centre, Ranelagh,

Tel: 0151 703 0953

GW SOUTHPORT:

Unit X2, Marble Place Shopping Centre,

Tel: 0170 450 1255

GW WARRINGTON:

Unit 20, Time Square, Tel: 0192 665 1964

ST HELENS, Wargames World:

22 Cooper Street, Tel: 0174 428 500

MERSEYSIDE, Lewis's Department Store:

Ranelagh Street, Liverpool

SOUTHPORT, Claymore Games:

Tel: 01704 545349

WIRRAL, RS Models:

Tel: 0161 348 4353

## MIDDLESEX

ENFIELD, Jennings Stores:

Tel: 0206 804 1804

## NORFOLK

GW NORWICH:

12-14 Exchange Street, Tel: 0160 376 7656

DISS, Toymaster:

Tel: 0137 964 1743

EAST DEREHAM, Youngsters World:

Tel: 0178 855 3372

FAKENHAM, Starlings Toymaster Warehouse:

Fakenham Industrial Estate, Tel: 0132 885 2750

FAKENHAM, Lou Lou's Toy Shop:

Tel: 01328 853118

GORLESTON, Toymaster:

Tel: 0149 344 3097

HOLT, Starlings-Toymaster:

Tel: 0126 271 3901

HUNSTANTON, Hunstanton Models:

Tel: 0149 553 3324/83 4406

IPSWICH, Toymaster Kingdom:

Tel: 0147 325 3045

KINGS LYNN, Empire:

Tel: 0158 376 5174

KINGS LYNN, Westgate Department Store:

Tel: 0158 376 0281

NORTH WALSHAM, Games N Fun:

Tel: 07851 031 246

NORWICH, Battlenet:

2a Queens Road, Tel: 01603 765595

NORWICH, Kerrisons:

Tel: 01603 464008

NORWICH, Langleys, Rackheath Industrial estate:

Tel: 01603 021959

NORWICH, Toys Plus, Norwich airport industrial

estate, Tel: 01603787161

SHERINGHAM, Starlings-Toymaster:

Tel: 0126 302 2345

TAVERHAM, Norvic Models Ltd:

Unit 2, Taverham Garden Centre, HNR GHT

Tel: 01603 655213

WYMONDHAM, The Toy Loft:

Tel: 0195 360 7730

WROXHAM, Point House Toyspot:

Tel: 01603 370 6804

## NORTHAMPTONSHIRE

GW NORTHAMPTON:

24-26 Abington Square, Tel: 0160 443 6667

CORBY, Westgate Department Store:

Tel: 0153 620 3525

KETTERING, Toymaster Kingdom:

Tel: 0153 661 2507

KETTERING, Green Angel Cards & Games:

Tel: 01538 359 248 1

OUNDEL, Oundel News:

Tel: 01832 723518

RUSHDEN, Osborne Sports & Toys:

Tel: 0193 331 2415

WELLINGBOROUGH, Software Sellers:

Tel: 0193 344 0651

## NORTHUMBERLAND

AMBLE, Gremlyn Imports:

Tel: 0445 125 9308

BERWICK UPON Tweed, Berwick Computer Games

and DVDs:

Tel: 0128 930 9651

HEXHAM, Fairplay:

Tel: 0143 400 6678

HEXHAM, Robbs Department Store:

Tel: 0143 400 2151

MORPETH, TG Allans:

Tel: 0167 551 6136

## NOTTINGHAMSHIRE

GW NOTTINGHAM (central):

34a Frier Lane, Tel: 0115 948 0051

GW WARHAMMER WORLD:

Willow Road, Lenton, Tel: 0115 916 8410

MANSFIELD, The Games Emporium:

Tel: 01623 640 022

NEWARK, Access Models:

Tel: 01636 573 114

NOTTINGHAM, Showies:

Tel: 0115 841 8540

SUTTON-IN-ASHFIELD, Big Boys Toys:

Tel: 01623 557812

WOODBOROUGH, Regency Printers:

Tel: 0115 965 6500

WORKSOP, Model Base:

Tel: 01909 501 702

## OXFORDSHIRE

GW OXFORD:

1A Bush House, New Inn, Hall Street, Tel: 0186 524 2182

ABINGDON, Just Toys:

Tel: 0123 852 4330

BANBURY, Trinder Bros:

Tel: 0129 526 2546

BICESTER, Dentons:

Tel: 0186 932 3945

CARTERTON, Giles Sports:

Tel: 0129 364 2898

COWLEY, Dentons:

Tel: 0186 574 9748

DIDCOT, Dentons:

Tel: 0123 681 6660

DIDCOT, LJ Dickinson T/A Dentons:

Tel: 0123 661 6566

OXFORD, Boswells Toymaster:

Tel: 0186 624 1244

THAME, Pied Peddlers:

Tel: 0184 426 0022

WALLINGFORD, Pettits of Wallingford:

Tel: 0148 185 5253

WITNEY, Romkrish:

Tel: 0199 370 4279

## SHROPSHIRE

GW SHREWSBURY:

6 Market Street, Tel: 0174 336 2007

TELFORD, Sando Games:

4 Albert Place, Donington, Tel: 01952 878 722

BRIDGENORTH, Hobby Horse:



**LEEDS, Royal Armouries Museum:**  
Tel: 0113 220 1999

**LEEDS, Toyworld:**  
Tel: 0113 2543 8800

**NORTHALLERTON, T & FM Grover Ltd:**  
Tel: 0160 977 3334

**OTLEY, Toymasters:**  
Tel: 01934 396 2065

**PICKERING, Puffers of Pickering's:**  
76 Park Street YORK Y61 7AL, Tel: 01751 472762

**POCKLINGTON, Chylds Play:**  
Railway Street, Tel: 0175 990 0041

**SCARBOROUGH, Malson Millaire:**  
Tel: 01773 862521

**SCARBOROUGH, Space, Myth and Magic:**  
Tel: 0945 644 1113

**SELBY, All Sports and Toys:**  
Tel: 01757 705115

**SHEFFIELD, Worgames Emporium:**  
Tel: 0114 275 4851

**WAKEFIELD, R H Buckley:**  
Tel: 01924 740077

**WHITBY, John Anderson - Toymaster:**  
Tel: 0194 700 0211

**WHITBY, Models and Movie Props Ltd:**  
Unit 6, Market Place, Tel: 0194 700 3123

**WALES**

**GW CARDIFF:**  
31 High Street, Tel: 0292 064 4917

**GW NEWPORT:**  
29 Skinner Street, Tel: 0163 325 6295

**GW SWANSEA:**  
45 Princess Way, Tel: 0179 240 0969

**CARDIGAN, Middle Earth Enterprises:**  
Royal Buildings Priory Street, Tel: 01239 614080

**BRIDGEND, Joust for Fun:**  
76a Robin Street, Tel: 0165 676 7080

**ABERGAVENNY, Richards of Abergavenny:**  
Tel: 01753 385 5465

**ABERYSTWYTH, Albros:**  
Tel: 0197 061 7935

**BANCHORY, Banchory Toy & Gift shop:**  
Tel: 01352 082 5596

**BANGOR, ACME Computers:**  
Tel: 0124 837 1457

**BRECON, J Clark Toys & Gifts:**  
Tel: 0187 482 2005

**CARDIFF, Dice and Die, Computer and Video Vision:**  
Tel: 0292 025 2122

**CARMARTHEN, Good News:**  
Tel: 0125 733 7780

**CARMARTHEN, Windings:**  
Tel: 0165 600 0044

**CHEPSTOW, Artists Corner:**  
Tel: 0129 162 7933

**GW FLEET, Brite Ideas:**  
Tel: 01927 875 1451

**HAVERFORDWEST, Merlin Models:**  
Tel: 0174 776 2633

**LLANDRINDOD WELLS, The Manor:**  
Lindens Walk, Tel: 0800 033 8606

**LLANDUDNO, Dibs Toymasters:**  
Tel: 0175 875 6451

**LLANTWY MAJOR, Rainbow Plaza:**  
Tel: 0145 679 4118

**PENRHYN, Game It:**  
28 John Street, Tel: 0165 673 4428

**PEMBROKE, Dragon Alley:**  
Tel: 0164 602 1456

**RHYL, Lightfoot Models & Toys:**  
Tel: 0174 533 1564

**SWANSEA, Comic Shoppes:**  
Tel: 0179 264 2031

**SWANSEA, West Coast Games Ltd:**  
6 High Street Arcade, SAT 1LE

**WREXHAM, Brite Ideas:**  
Tel: 01937 875 6451

**SCOTLAND**

**GW ABERDEEN:**  
Unit 1, 12-14 Upper Kirkgate, Tel: 0122 464 9779

**GW AYE:**  
10 Arrian Mall, Tel: 0129 261 0573

**GW BREACHDALE:**  
115 Brahead Shopping Centre, Kings Inch Road, Tel: 0141 885 9440

**GW DUMFRIES:**  
44 High Street, Tel: 0138 724 3702

**GW DUNDEE:**  
110 Commercial Street, Tel: 0138 220 2382

**GW EDINBURGH:**  
126 High Street, Tel: 0131 220 6540

**GW FALKIRK:**  
12 Cow Wynd, Tel: 0132 482 4553

**GW GLASGOW:**  
81 Union Street, Tel: 0141 221 1673

**GLASGOWSHIRE, Toyworld:**  
Tel: 0156 276 6332

**ANGUS, Gardiners:**  
Tel: 0135 622 2265

**BANCHORY, Toy and Gift Shop:**  
Aberdeenshire, Tel: 0133 082 5596

**DINGWALL, Sports and Model Shop:**  
Tel: 0135 395 2596

**DUNDEELINE, Abbie Toys:**  
2 Mary Gable, Tel: 01383 731116

**EAST KILBRIDE, DTS Models:**  
Tel: 01355 238868

**EDINBURGH, Marionville Models:**  
Tel: 0131 317 7010

**ELGIN, Junners Toyshop:**  
Tel: 0143 542 1492

**FRASERBURGH, Steven's Toyshop:**  
17-21 High Street, Tel: 01562 724059

**FIFE (CUPAR), The Nappy Pin:**  
Tel: 0133 465 3160

**FORT WILLIAM, The Granite House:**  
Tel: 0133 465 3160

**GALASHIELS, Books Plus:**  
Tel: 0183 275 2523

**GLASGOW, Stork Games:**  
Tel: 0141 226 5414

**HADDINGTON, Cycle Services:**  
Tel: 0152 082 6989

**HELENSBURGH, Game Domain:**  
Tel: 0143 607 3007

**INVERNESS, Junners Toyshop:**  
Tel: 0146 323 3234

**KILMARNOCK, 14 Toys:**  
Tel: 01563 520022

**KINROSS, The Hope Chest:**  
Tel: 01757 780 2510

**KIRKCALDY, The Hope Chest:**  
Tel: 01453 226 0116

**NORTH BERWICK, Lows Cycles:**  
Tel: 0162 689 0643

**ORKNEY, McLeannan-Toymaster:**  
Tel: 0185 687 7788

**PERTH, 14 Toys:**  
Tel: 01738 639 450

**PAISLEY, Paisley Model Centre:**  
60-62 Acheson Road PA1 3TS, Tel: 0141 889 4221

**SHELTAND, Harrys Dept Store:**  
Tel: 01569 369 3077

**STIRLING, Abacus:**  
24 Crawford Arcade, FK9 1AX, Tel: 01786 478784

**STIRLING, Do It @ Your Leisure:**  
Tel: 0178 682 6375

**TURKIFF, E Rae and Son:**  
Tel: 0188 856 2610

**CHANNEL ISLANDS**

**JERSEY, ST. HELIER, The Little Shop:**  
Tel: 0153 473 2187

**GUERNSEY, ST. PETERS PORT, Carousel:**  
Tel: 0148 172 1721

**NORTH IRELAND**

**GW BELFAST:**  
20A Castle Court (Towards back of the Centre), Tel: 0289 0230681

**BALLYMENA, Camerons:**  
23 Broughshane St, Co Antrim, Tel: 0482 561 8821

**BANBRIDGE, David Rogers:**  
7 Bridge St, Co Down, Tel: 0489 332 2967

**BANGOR, Reptoy Games:**  
High St, Co Down, Tel: 0489 145 2210

**BANGOR, Stewart Miller & Sons:**  
40 Main St, Co Down, Tel: 0489 127 0108

**COLERAINE, Moors:**  
71-111 Church St, Co Derry, Tel: 0126 544 44

**CRUMLIN, Lilliput Construction Co:**  
92 Bramble Wood, Co Antrim, Tel: 0489 332 2967

**ENNISKILLEN, Modellers Corner:**  
22 Daring St, Tel: 0489 332 2967

**LISBURN, World of Wonder:**  
Riverdale Centre, Tel: 0489 266 9995

**OMAGH, Whites Toymaster:**  
37 Briggis St, Tel: 0662 242 427

**PORTADOWN, D Jeffers:**  
8 Marcelline St, Tel: 0483 595 0889

**EIRE**

**GW BLANCHARDSTOWN:**  
Unit 249, Blanchardstown Shopping Centre, Dublin, Tel: 0035 316 223 608

**GW DUBLIN:**  
Unit 3, Lower Liffey Street, Tel: 0035 316 725 791

**ATHLONE, Toy City:**  
No Centre, Co Westmeath, Tel: 090 447 9851

**BALLINA, World of Wonder:**  
Ballin Terrace, Co Mayo, Tel: 096 76676

**BLACKPOOL, World of Wonder:**  
12 McInroy St, Co Cork, Tel: 0214 210 445

**BRAY, Eir Harris & Sons:**  
Co Wicklow, Tel: 012 567 995

**CARRICK ON SHANNON, Mulvey's:**  
Main Street, Limerick, Tel: 091 362 2966

**CASTLEBAR, McMurphy:**  
Co Mayo, Tel: 096 76676

**CORK, Art and Hobby Shop:**  
Douglas Shopping Centre, Co Cork, Tel: 021 436 3580

**CORK, Art and Hobby Shop:**  
Wilton Shopping Centre, Co Cork, Tel: 021 434 7807

**CORK, Noddy's Toyshop:**  
13-14 Commercial St, Co Cork, Tel: 021 427 9506

**CORK, Other Realms:**  
Paul Street Shopping Centre, Cork City, Tel: 021 422 2224

**CORK, World of Wonder:**  
St. John St, Tel: 021 4210445

**CLONAKILLY, Coughlan Educational Supplies:**  
11 Rossa St, Co Cork, Tel: 028 33008

**CLONMEL, Hogan's Toyshop:**  
91 Fennell St, Co Tipperary, Tel: 052 23973

**CLONTAR, Furlongs:**  
4 Vernon Avenue, Dublin, Tel: 01 853 0385

**DUBLIN, Bamba Toyshop:**  
46 Mary St, Tel: 01 872 7100

**DUN LAOGHAIRE, Bonho Toyshop:**  
Dun Laoghaire Shopping Centre, Co Dublin, Tel: 012 804 011

**DUNDALK, Pick n Save:**  
Long Walk S/Centre, Co Louth, Tel: 042 302 7358

**DUNGARVY, Murphy's Toy and Cycle Specialists:**  
9 Main St, Co Waterford, Tel: 059 41276

**ENNIS, World of Wonder:**  
Woodgry Car Park, Co Clare, Tel: 065 684 8697

**ENNIS, Bamba Toyshop:**  
Clearwater S/Centre, Dublin, Tel: 01 854 3910

**GALWAY, Games Realm:**  
8A The Corn Store, Co Galway, Tel: 091 563 006

**GALWAY, It's Magic:**  
Eyre Square S/Centre, Co Galway, Tel: 091 563 318

**GALWAY, Model World:**  
146 Leeson Business Park, Taum Rd., Co Galway, Tel: 091 785 655

**GWALY, Toy City:**  
Unit 3, Welbark, Galway, Tel: 091 784 949

**GWYBETH, John Wicks:**  
Co Wexford, Tel: 055 21119

**KILKENNY, Michael Croft's:**  
77 High St, Co Kilkenny, Tel: 056 51038

**KILLROGLIN, O'Shea's:**  
Lower Bridge St, Kerry, Tel: 056 976 1919

**LIMERICK, Hollywood Empire:**  
30 Thomas St, Co Limerick, Tel: 051 314 477

**LIMERICK, O'Callaghans:**  
Dock Rd, Co Limerick, Tel: 051 225 886

**LIMERICK, The Gathering:**  
43 Lower Gerald Griffin St, Co Limerick, Tel: 051 314 133

**LOUGHREA, Beatty's:**  
Church St, Co Galway, Tel: 091 841 403

**LOUGHREA, Mary's Toyshop:**  
2 Main St, Tel: 026 42491

**LOUGHREA, Murphy's World of Wonder:**  
115, Main St, Co Cork, Tel: 022 21197

**MEATH, JKC:**  
25 Pearse St, Co Tipperary, Tel: 057 31391

**NEWBRIDGE, World of Wonder:**  
Newbridge Retail Park, Kildare, Tel: 045 211 478

**SLIGO, WA and AF Woods:**  
Co Sligo, Tel: 071 214 262 110 478

**STILLORGAN, Nimble Fingers:**  
Co Dublin, Tel: 012 880 788

**TRALEE, A Caball and sons:**  
9-12 Bridge Street, Co Kerry, Tel: 056 712 1647

**TULLAMORE, Robbins:**  
William St, Co Offaly, Tel: 0506 21941

**WATERFORD, The Hobby Shop:**  
The Quay, Co Waterford, Tel: 051 852 427

**WESTPORT, World of Wonder:**  
Bridge St, Co Mayo, Tel: 088 25391

**THURLES, Toyshop:**  
Friel St, Co Tipperary, Tel: 052 51328

**TIPPERARY, Hogan's Toyshop:**  
31 Farnell St, Co Tipperary, Tel: 052 33973

**TIPPERARY, Whelan's:**  
64-65 Main Street, Co Tipperary, Tel: 052 51326

**WATERFORD, Fitzmaurice Toyshop:**  
Tel: 051 876 348

**WEXFORD, Play & Learn:**  
8 Salsker St, Co Wexford, Tel: 053 23188

**WICKLOW, Hopkins:**  
Main Street, Co Wicklow, Tel: 0904 67225

**INTERNATIONAL ACCOUNTS**

**BELGIUM**

**BRUGGE, Fair Play:**  
Spiegelstraat 162, 8000, Tel: 0582 0190 38 51 83

**AARSCHOT, Cinecra:**  
Gasthuisstraat 47, 3000, Tel: 0032 016 56 88 30

**HASSELT, D-Six:**  
Kuningslaanweg 43-45, 3500, Tel: 0032 0311 32 53 55

**LEOPOLDSDURG, NV Meestermeins:**  
Maarschak-Foelstraat 20, 3970, Tel: 0032 0111 09 38 46

**LEUVEN, The Dice Pool:**  
Paviljoen 44, 3000, Tel: 0032 016 20 49 94

**MECHELEN, De Spellenaut:**  
Vestmarkt 32, 3000, Tel: 0032 015 34 59 97

**OOSTENDE, King Arthur:**  
Amsterdamstraat 63B, 8400, Tel: 0032 059 31 67 50

**RAIST, Hermelin:**  
Molenstraat 36, 3300, Tel: +32 09 53 41 48 66

**AAIST, Interlarys Aalst:**  
Lange Zoutstraat 163, 9000, Tel: +32 053 760143

**ANTWERPEN, Celtic Oasis:**  
Zilverenstraat 8, 2000, Tel: 0032 03 286 81 65

**ANTWERPEN, Red Dragon Games:**  
St Kallestraat 55, 2000, Tel: 0032 03 231 71 81

**BLANKENBERGE, De Speelhoeke:**  
Langestraat 41, 8370, Tel: 0032 059 41 49 23

**BRUGGE, Modelbouwcent West-Vlaanderen:**  
Langestraat 143, 2000, Tel: 0032 050 34 80 71

**BRUSSEL, Interlarys Laken:**  
8-10 Avenue Buissoniere, 1020, Tel: 0032 02 266 71 41

**BRUSSEL, Interlarys Anderlecht:**  
Chassestraat 315, 1070, Tel: 0032 02 523 04 73

**DENDERMONDE, Tip Top:**  
Moore, Sint-Gillisstraat 75, 2000, Tel: 0032 050 21 17 98

**DEURNE, The Games:**  
Van Ouytgeest 144, 2100, Tel: +32 3 325 05 35

**GENT, Interlarys Gent:**  
Voldenstraat 17, 9000, Tel: 0032 09 224 42 86

**GENT, Miniaturauto's Eeckhout:**  
Burgstraat 87, 9000, Tel: 0032 09 224 17 98

**GENT, Lead & Spellen:**  
Burgstraat 43, 9000, Tel: 0032 09 224 47 34

**GENT, Red Dragon Games:**  
Overpoortstraat 116, 9000

**HALLE, Mishra's Playground:**  
Nieuwsteenbergweg 104, 1500, Tel: 0032 092 361 58 53

**HOUST, Top 1 Toys Halle:**  
Bakelstraat 66, 1500, Tel: 0032 092 356 04 03

**HASSELT, Oberon:**  
Kempische Steenweg 27, 3500, Tel: 0032 11 351 358

**HERENTALS, Play It:**  
Stationsplein 11, 2200, Tel: 0032 0114 84 86 64

**IXELLES, Interlarys Ixelles:**  
104 Chassestraat 126, 1050, Tel: 0032 02 514 17 03

**KORTRIJK, De Concorde:**  
Burgstraat 40, 8500, Tel: 0032 056 57 05 65

**LOKEREN, De Geest:**  
Roosendaal 27, 9100, Tel: 0032 09 948 49 50

**MEERSE, Game Garden:**  
De Brodabaan 876, 2170, Tel: 0032 693 888 37 73

**MOL, Interlarys Mol:**  
Geele de Broqueviesstraat 9, 2400, Tel: 0032 014 32 38 24

**NEERPELT, J Spielhuis:**  
Farelstraat 10, 3615, Tel: 0032 011 74 49 79

**OOSTENDE, Timms:**  
Vlaanderenstraat 48, 8400, Tel: 0032 058 80 49 53

**OVERLISE, Interlarys Overlisse:**  
Brugsteensweg 422A, 3090, Tel: 0032 032 687 42 53

**ROSELAIRE, Black Border:**  
Stationsplein 68, 6800, Tel: 051 202 82 50

**ROSELAIRE, Willi's Wereld:**  
Henri Hompestraat 20, 6800, Tel: 0032 051 24 64 15

**ST NIKLAAS, HQ:**  
Kerkstraat 42, 9100, Tel: 0032 093 778 35 45

**TOURNAI, Interlarys Tournai:**  
19 Rue Royale, 7000, Tel: 0032 069 21 42 22

**BULGARIA**

**SOFIA, Magic Worlds:**  
1200, Slavovoz sq.3

**SOFIA, Maria:**  
1303, Sredna Gora Str.133

**CROATIA**

**CAKOVEC, Homo cent:**  
Rozan kum, Marinkova

**OSIJEK, Land of Magic:**  
1000, Merkator Center, Gacka 10 Tel: 00385 31275794

**OSIJEK, Zeldo:**  
1700, Starovacka

**RIJEKA, Game Master:**  
Križančeva 1C

**SPLIT, Land of Magic:**  
Krija Zvonimira 15, 21000, Tel: 00385 21482249

**SLAVONSKI BROD, Lesic:**  
Brodovazov

**VARAZDIN, Land of Magic:**  
Kacicova 6, 42000, Tel: 00385 42200161

**ZAGREB, Land of Magic:**  
10000, Riankanska 22, Tel: 00385 14670077

**ZAGREB, Land of Magic:**  
19000, Radicova 15, 10385 1462917

**CZECH REPUBLIC**

**BRNO-ABOVRESKY, Cerny Rytir:**  
Chladkova 3, Tel: 00420 605884082

**ČESKÉ BUDĚJOVICE, Čuchol:**  
Zachyvatova 5, Tel: 0042 602489158

**HRADEC KRÁLOVÉ, Knihkupectví Vahalla:**  
Letecká 1651, Tel: 0042 408222009

**LIBEREC, Ogri Doupe:**  
Silovca 23411, Tel: 00420 903 836 336

**PRAHA, Cerny Rytir:**  
Za Porokou branou 21, Tel: 00420 222312401

**PRAHA, Ogri Doupe:**  
Mikuláškova 4122, Tel: 00420 224 934 811

**PLZEN, Ogri Doupe:**  
Pavlovna 30, Tel: 00420 377221783

**VSETIN, Alantiss:**  
Pekra 42, Tel: 00 42 671411697

**DENMARK**

**GW KOBENHAVN:**  
Frederiksborggade 5KL, 1360, Tel: 33122217

**AARHUS C, Dragons Lair:**  
Sci. Kruska Torv 3, 8000, Tel: 8619 0003

**ODENSE C, Dragons Lair:**  
Kongensgade 71, 5100, Tel: 6591 0701

**ROSKILDE, Fenale Raskilde:**  
Allerleegsgade 18, 4000, Tel: 4630 3548

**SLAGELSE, Fenale Slagelse:**  
Sivovadsvej 6A, 4200, Tel: 5884 4380

**ESBJERG, Bunkers:**  
Kongensgade 19, 6700, Tel: 7818 1199

**HELSINGØR, Hobby & Fritid:**  
Rosenkildvej 2, 3000, Tel: 4921 4842

**HILLERØD, Hobby & Fritid:**  
Hillervæj 4, 3400, Tel: 4625 2616

**KOBENHAVN NV, Arena Kobenhavn:**  
Rindemøstvej 80, 2400, Tel: 3833 8700

**NASTVED, Arena Nastved:**  
Rindemøstvej 17, 4700, Tel: 5554 6700

**RODØVE, Mr Games:**  
Rødovre Stationsstræde, 2610, Tel: 3672 0055

**AALBORG, Aalborg Hobby Service:**  
Nørrebo 18, 9000, Tel: 9812 1315

**AALBORG, Bog & Ide Aalborg:**  
Nytorv 8, 9000, Tel: 9811 6611

**AALBORG SV, BO Bøger Aalborg:**  
Alborg St. Center 108, 9000, Tel: 9879 1545

**AALBORG, EB Games:**  
Sivovadsvej 10, 9000, Tel: 9811 5943

**AALBORG, EB Games:**  
Hobrovej 452, 9000, Tel: 9815 7820

**AALBORG, Gurs n Games:**  
Danmarksvej 45, 9000, Tel: 9813 4280

**FINLAND**

**HELSINKI, The Dice Pool:**  
Paviljoen 44, 00000, Tel: 00358 9 20 49 94

**MECHELEN, De Spellenaut:**  
Vestmarkt 32, 3000, Tel: 00358 15 34 59 97

**OOSTENDE, King Arthur:**  
Amsterdamstraat 63B, 8400, Tel: 00358 059 31 67 50

**RAIST, Hermelin:**  
Molenstraat 36, 3300, Tel: +358 9 53 41 48 66

**AAIST, Interlarys Aalst:**  
Lange Zoutstraat 163, 9000, Tel: +358 053 760143

**ANTWERPEN, Celtic Oasis:**  
Zilverenstraat 8, 2000, Tel: 00358 03 286 81 65

**ANTWERPEN, Red Dragon Games:**  
St Kallestraat 55, 2000, Tel: 00358 03 231 71 81

**BLANKENBERGE, De Speelhoeke:**  
Langestraat 41, 8370, Tel: 00358 059 41 49 23

**BRUGGE, Modelbouwcent West-Vlaanderen:**  
Langestraat 143, 2000, Tel: 00358 050 34 80 71

**BRUSSEL, Interlarys Laken:**  
8-10 Avenue Buissoniere, 1020, Tel: 00358 02 266 71 41

**BRUSSEL, Interlarys Anderlecht:**  
Chassestraat 315, 1070, Tel: 00358 02 523 04 73

**DENDERMONDE, Tip Top:**  
Moore, Sint-Gillisstraat 75, 2000, Tel: 00358 050 21 17 98

**DEURNE, The Games:**  
Van Ouytgeest 144, 2100, Tel: +358 3 325 05 35

**GENT, Interlarys Gent:**  
Voldenstraat 17, 9000, Tel: 00358 09 224 42 86

**GENT, Miniaturauto's Eeckhout:**  
Burgstraat 87, 9000, Tel: 00358 09 224 17 98

**GENT, Lead & Spellen:**  
Burgstraat 43, 9000, Tel: 00358 09 224 47 34

**GENT, Red Dragon Games:**  
Overpoortstraat 116, 9000

**HALLE, Mishra's Playground:**  
Nieuwsteenbergweg 104, 1500, Tel: 00358 092 361 58 53

**HOUST, Top 1 Toys Halle:**  
Bakelstraat 66, 1500, Tel: 00358 092 356 04 03

**HASSELT, Oberon:**  
Kempische Steenweg 27, 3500, Tel: 00358 11 351 358

**HERENTALS, Play It:**  
Stationsplein 11, 2200, Tel: 00358 0114 84 86 64

**IXELLES, Interlarys Ixelles:**  
104 Chassestraat 126, 1050, Tel: 00358 02 514 17 03

**KORTRIJK, De Concorde:**  
Burgstraat 40, 8500, Tel: 00358 056 57 05 65

**LOKEREN, De Geest:**  
Roosendaal 27, 9100, Tel: 00358 09 948 49 50

**MEERSE, Game Garden:**  
De Brodabaan 876, 2170, Tel: 00358 693 888 37 73

**MOL, Interlarys Mol:**  
Geele de Broqueviesstraat 9, 2400, Tel: 00358 014 32 38 24

**NEERPELT, J Spielhuis:**  
Farelstraat 10, 3615, Tel: 00358 011 74 49 79

**OOSTENDE, Timms:**  
Vlaanderenstraat 48, 8400, Tel: 00358 058 80 49 53

**OVERLISE, Interlarys Overlisse:**  
Brugsteensweg 422A, 3090, Tel: 00358 032 687 42 53

**ROSELAIRE, Black Border:**  
Stationsplein 68, 6800, Tel: 051 202 82 50

**ROSELAIRE, Willi's Wereld:**  
Henri Hompestraat 20, 6800, Tel: 00358 051 24 64 15

**ST NIKLAAS, HQ:**  
Kerkstraat 42, 9100, Tel: 00358 093 778 35 45

**TOURNAI, Interlarys Tournai:**  
19 Rue Royale, 7000, Tel: 00358 069 21 42 22

**FRANCE**

**PARIS, The Dice Pool:**  
Paviljoen 44, 75000, Tel: 0033 1 20 49 94

**MECHELEN, De Spellenaut:**  
Vestmarkt 32, 3000, Tel: 0033 15 34 59 97

**OOSTENDE, King Arthur:**  
Amsterdamstraat 63B, 8400, Tel: 0033 059 31 67 50

**RAIST, Hermelin:**  
Molenstraat 36, 3300, Tel: +33 9 53 41 48 66

**AAIST, Interlarys Aalst:**  
Lange Zoutstraat 163, 9000, Tel: +33 053 760143

**ANTWERPEN, Celtic Oasis:**  
Zilverenstraat 8, 2000, Tel: 0033 03 286 81 65

**ANTWERPEN, Red Dragon Games:**  
St Kallestraat 55, 2000, Tel: 0033 03 231 71 81

**BLANKENBERGE, De Speelhoeke:**  
Langestraat 41, 8370, Tel: 0033 059 41 49 23

**BRUGGE, Modelbouwcent West-Vlaanderen:**  
Langestraat 143, 2000, Tel: 0033 050 34 80 71

**BRUSSEL, Interlarys Laken:**  
8-10 Avenue Buissoniere, 1020, Tel: 0033 02 266 71 41

**BRUSSEL, Interlarys Anderlecht:**  
Chassestraat 315, 1070, Tel: 0033 02 523 04 73

**DENDERMONDE, Tip Top:**  
Moore, Sint-Gillisstraat 75, 2000, Tel: 0033 050 21 17 98

**DEURNE, The Games:**  
Van Ouytgeest 144, 2100, Tel: +33 3 325 05 35

**GENT, Interlarys Gent:**  
Voldenstraat 17, 9000, Tel: 0033 09 224 42 86

**GENT, Miniaturauto's Eeckhout:**  
Burgstraat 87, 9000, Tel: 0033 09 224 17 98

**GENT, Lead & Spellen:**  
Burgstraat 43, 9000, Tel: 0033 09 224 47 34

**GENT, Red Dragon Games:**  
Overpoortstraat 116, 9000

**HALLE, Mishra's Playground:**  
Nieuwsteenbergweg 104, 1



**NYKOBING M, Mors Boghandel**  
Algade 1, 7000, Tel: 9772 0790

**NYKOBING SJ, Mors Boghandel**  
Algade 82, 4500, Tel: 5991 0005

**NYKOBING F, Hundehuset**  
Jerrevejsgade 32, 4600, Tel: 5496 0846

**ODDER, Legekanden Odder**  
Rindvej 5, 8300, Tel: 8634 4276

**ODENSE C, EB Games**  
Kongensgade 43, 5000, Tel: 6012 9069

**ODENSE C, BO Bager Odense C**  
Vestergade 69-71, 5000, Tel: 6611 4033

**ODENSE SO, BO Bager Rosengårdscentret**  
Rosengårdscentret 53 Gul Gade, 5000, Tel: 6615 0926

**ODENSE SO, EB Games**  
Ottobakvej 75, 5220, Tel: 6395 0070

**RANDERS, Bog & ide Randers**  
Bastingsgade 6, 8900, Tel: 8643 0810

**RANDERS, Byrge Sørensen Hobby**  
Rindhustorvet 4, 8900, Tel: 8642 5614

**RANDERS, Randers Hobby Import**  
Adelegade 13, 8900, Tel: 8643 3923

**RINGE, Fjords Bog & ide**  
Kirkedamvej 2, 5700, Tel: 6962 1125

**RINGKOBING, Buddy Legatelj**  
Algade 4, 5950, Tel: 9732 0806

**RINGKOBING, Buddy Legatelj**  
Nærgade 15, 4100, Tel: 5767 1440

**RISSKOV, Bog & ide Vejby-Risskov**  
Vej Central Friemønstret 5, 8240, Tel: 8621 5329

**RODOVRE, B.O. Bager Rødovre**  
Rødovre Centrum 116, 2610, Tel: 3641 0485

**RODOVRE, EB Games**  
Rødovre Centrum 68, 2610, Tel: 4672 1227

**RONNE, Dorte's Bog & ide**  
Lektorvej 14, 3700, Tel: 5656 9449

**RONNE, William Dam Bog & ide**  
Storstrømvej 36, 3700, Tel: 5656 0167

**ROSILDE, EB Games**  
Kongensgade 2, 4700, Tel: 4937 1516

**ROSILDE, Flensborg Bog & ide**  
Steindamvej 4, 4000, Tel: 4635 0008

**ROSILDE, Onskoleg**  
Algade 26C, 4000, Tel: 4632 3463

**SABY, Bager & Papir Saby**  
Gæstegade 22, 8300, Tel: 8645 4644

**SKJERN, Bog & ide Skjern**  
Jemtengade 14, 6900, Tel: 9735 1666

**SILKEBORG, Bog & ide Silkeborg**  
Vestergade 31, 8500, Tel: 8662 0387

**SILKEBORG, Byens Hobby & Frid**  
Bjerggade 42-51, 8500, Tel: 8661 5915

**SILKEBORG, Gavnøse**  
Fridensgade 1, 8600, Tel: 0045 8761 1112

**SKAGEN, Legekanden Skagen**  
St. Jørgensgade 40, 9500, Tel: 9844 6465

**SKANDERBORG, Schmidt Bog & ide**  
Adelegade 32, 8060, Tel: 8653 0007

**SKIBBY, Bog & ide Skibby**  
Bymidtvej 2, 4050, Tel: 4751 2502

**SKJED, Jydsk Boghandel**  
Nærgade 19, 7200, Tel: 4751 2509

**SILKEBORG, Gavnøse**  
Fridensgade 1, 8600, Tel: 0045 8761 1112

**SLAGELSE, EB Games**  
Vestergade 19, 4200, Tel: 5852 1189

**SLAGELSE, Ulfhønen**  
Nygade 2, 4200, Tel: 5853 5035

**SORØ, Legekanden Sorø**  
Hoborgvej 14, 4100, Tel: 5783 3703

**SØNDERBORG, B.O. Bager**  
Parlegade 77, 6400, Tel: 7442 2071

**SØNDERBORG, Bog & ide Sønderborg**  
Parlegade 15, 6400, Tel: 7442 1820

**ST HEDDINGE, Hobbystalden**  
Lyngkøvej 19, 4200, Tel: 5850 8910

**STENLØSE, EB Games**  
Stenløse Centrum 3600, Tel: 4717 2500

**STENLØSE, Legekanden Stenløse**  
Stenløse centrum 48, 3600, Tel: 4717 3220

**STRUER, Høne Madsen Bog & ide**  
Oversgade 14, 7500, Tel: 9705 0408

**SVENDBORG, B.O. Bager Svendborg**  
Bastingsgade 28, 5700, Tel: 6217 2290

**SVENDBORG, Farve & Hobby Hjørnet**  
Kongsgade 7, 5700, Tel: 6221 3131

**TÅSTRUP, EB Games**  
City 2 Skule, 341 City 2 Skule, 341, Tel: 4399 2245

**TÅSTRUP, Gæstegade**  
Kongensvej 95, 2630, Tel: 4371 6116

**THISTED, Bog & ide Thisted**  
Vestergade 14, 7700, Tel: 9799 0399

**THISTED, Buddy Legatelj**  
Vestergade 4, 7700, Tel: 9792 1053

**TØNDER, Jensen Bog & ide**  
Kongensvej 5, 6700, Tel: 7472 2341

**TØNDER, P.P. Thomsen, Dam Wholesale**  
Boks 2148, Faro Islands, Tel: 29631 1400

**VARDE, Bog & ide Varde**  
Vestergade 18, 8000, Tel: 7522 0040

**VERSLØSE, Bog & ide Versløse**  
Bymidtvej 45, 8500, Tel: 8653 311400

**VEDBÆK, Bog & ide Trørød**  
Trørød Torv, Trørødvej 70, 2950, Tel: 4589 1228

**VEJLE, B.O. Bager Vejle**  
A. Christen 10, Søndergade 24-26, 7100, 7592 0544

**VIBORG, Bøtke Bunker**  
Jemtengade 19, 8800, Tel: 8660 1742

**VIBORG, L. K. Bog & ide**  
St. Mathias Plads 202, 8800, Tel: 8662 7762

**VIBORG, Schous Bog & ide**  
Holtvej 5, 8800, Tel: 8726 7324

**VIBY, Rybner Bog & ide**  
Viby Centrum, 8260, Tel: 8611 9930

**VORDBORG, Legekanden Vordingborg**  
Algade 63, 4760, Tel: 5934 0439

**STANKLEDS**  
Falkland, Falkland Collectables  
The General Store, Tel: 0050 211714

**FINLAND**  
**GW HELSINKI**  
Smørkvej 9, 00100, Tel: 00358 975 514 325

**HELSINKI, Fantasiloppeli Helsinki**  
Vinkinkatu 48, 00100, Tel: 358 9 650603

**LÄHTI, Pudenkukka Peli**  
Rautatiekatu 18, 00110, Tel: 358 9 7515151

**ESPOO, Pelimäse**  
Uppsepuunkatu 1, 02320, Tel: 358 9 613328

**JOUENSU, Fantasiloppeli Jousu**  
Keskustie 32, 00100, Tel: 358 9 2044114

**JYVÄSKYLÄ, Fantasiloppeli Jyväskylä**  
Kaupunkikatu 2, 40100, Tel: 358 14 214629

**OULU, Fantasiloppeli Oulu**  
Keskustie 28, 90100, Tel: 358 9 374908

**TAMPERE, Fantasiloppeli Tampere**  
Rönkäntie 5, 33100, Tel: 358 3 2225200

**TURKU, Fantasiloppeli Turku**  
Yhteyshatuksa 33A, 20100, Tel: 358 2 232813

**KUOPIO, Fantasiloppeli Kuopio**  
Mäntytie 9, 70100, Tel: 358 3 7301 1148

**FORSSA, Fun Shift & Cards**  
Hörselintie 7 Torikatu, 30101, Tel: 358 334356595

**HANKO, Hobby Joki**  
Vuokkiniemi 10, 00500, Tel: 358 9 2485498

**HEINOLA, Taloasema Joku**  
Kaupunkikatu 15, 16100, Tel: 358 3 7153005

**HELSINKI, Fantasiloppeli Varsinais**  
Pöytäkatu 10, 00500, Tel: 358 9 7734756

**HYVINKÄ, Royal Toys**  
Mustakatu 8, 05030, Tel: 358 19 439636

**ISALMI, Toikatalo**  
Keskustie 32, 74100, Tel: 358 17 826358

**INATRA, Kirja-Lohja Alex Ky**  
Mäntytie 31, 51300, Tel: 358 5 4319550

**JAMINKI, Vanha Kaarli**  
Kirkkokatu 205A, 23200, Tel: 358 3 4702266

**JÄMSÄ, Jaakko Saari**  
Välikatu 1, 42100, Tel: 358 14 7497216

**JÄRVENPÄÄ, Askertelotarkkeli Toivola**  
Hämeenkatu 13, 01400, Tel: 358 3 5814760

**KAJAANI, Lepäkeru**  
Kaupunkikatu 34, 87100, Tel: 358 6 6139 773

**KERÄVA, Antikvariaatti Kersa**  
P.O. Box 1, 04201, Tel: 358 9 2944210

**KARHULA, Eagle Card**  
Eteläkatu 7, 46600, Tel: 358 5 2142368

**KOKKOLA, Kotikatos**  
Ristimäntiekatu 8, 87100, Tel: 358 6 8225425

**KOKKOLA, Kotikatos**  
Kokkonen Kotikatos, Ristimäntiekatu 8, 87100, Tel: 358 6 822 5425

**KOUVOLA, Muovipex**  
Valtakatu 3, 45100, Tel: 358 5 3117955

**KUOPIO, Kirja ja Lehtilaina**  
Keskustiekatu 23, 70100, Tel: 358 3 7619795

**KUOPIO, Crazy Station**  
Puolukkatie 14, 70100, Tel: 358 3 2668 550

**KUUSANKOSKI, Kirja Savinen**  
Kauppa-kuja 1, 40700, Tel: 358 5 3748271

**LOHJA, Lohjan Kirjakauppa**  
Laukatie 48, 02100, Tel: 358 13 324150

**MAARIBAMN, Dillen**  
Torggatan 7, 22100, Tel: 358 18 15578

**MIKKELI, Muppelo**  
Pöytäkatu 21, 50100, Tel: 358 15 061611

**MUAMALA, Kinner Peli & Ishi**  
Tasaväntie 1, 3700, Tel: 358 9 2229091

**PIETARSAAI, Pietarsaaren Kirjakauppa**  
Jokkatie 11, 66600, Tel: 358 6 7220889

**PORI, Porin Pöytä**  
Horttuekatu 2, 28100, Tel: 358 2 633 2880

**PORVOO, Askertelotarkkeli/Hobbybuden**  
Mannerheiminkatu 10, 06100, Tel: 358 9 5243775

**RAAHÄ, Roosten Astorieta la Paperi**  
Lahdekatu 32, 37100, Tel: 358 18 15578

**RAUMA, Wanhon Rauman Pöytä-peli**  
Norvinkatu 14, 26100, Tel: 358 2 6234040

**RIIHIMÄKI, Babyroom**  
Kaupunkikatu 5-7, 11100, Tel: 358 19 735595

**ROVANIEMI, Liigacenter Jässi**  
Rovankatu 28, 96200, Tel: 358 16 3606945

**SALO, Salon Harkkula**  
Välikatu 21, 22400, Tel: 358 16 3606945

**SAVONLINNA, Savonlinnan Antikvariaatti**  
Oskarikatu 51, 57100, Tel: 358 15 534412

**SEINÄJOKI, Pikkulohja**  
Vespuunkatu 51, 60100, Tel: 358 40561638

**SEINÄJOKI, Pikkulohja**  
Vespuunkatu 51, 60100, Tel: 358 40561638

**TAMPERE, Gamelle**  
Rautatiekatu, 33100, Tel: 358 3 2121244

**TAMPERE, Info Koskikeskus**  
Keskustiekatu, 33100, Tel: 358 3 2251850

**VAASA, Niirama**  
Rovankatu 28, 65100, Tel: 358 9 5243775

**VALKEAKOSKI, Valkeakoskenkirja**  
Keskustiekatu 3, 37000, Tel: 358 18 15578

**GIBRALTAR**  
**GIBRALTAR, Bon-Mau Hobbies**  
15 Parliament Lane, Tel: 00350 74415

**GREECE**  
**ATHENS, Fantasy Shop: Peristeri**  
Thessaloniki 55, Thessaloniki, Tel: 0030 219 877444

**ATHENS, Action Hobbies**  
Chitragos, Tel: 0030 210 6564515

**ATHENS, Fantasy Shop: Malandri**  
Kolokotroni & Giriti 6, Tel: 0030 210 6897894

**ATHENS, Fantasy Shop**  
Kerkiras, Tel: 0030 210 8231073

**ATHENS, Fantasy shop: Ag. Paraskevi**  
Agia Ioannou 218, Tel: 0030 210 6005912

**ATHENS, Fantasy Shop: Kifissia**  
Drafi & Kerkiras 16, Tel: 0030 210 8016041

**ATHENS, Fantasy Shop: Peiraios**  
Ypsilantiou 134, Tel: 0030 210 135677

**ATHENS, Fantasy Shop: Exarcheia**  
Thessaloniki 43-45, Tel: 0030 210 882877

**ATHENS, Kalissa Amorosou**  
Kerkiras 7, Tel: 0030 210 811678

**ATHENS, Kalissa Chess & Games**  
Kalitrimos 8 & Ippokratous 114-122, Tel: 0030 210 366488

**ATHENS, Kalissa Glyfadas**  
Kerkiras 4, Tel: 0030 210 6982 057

**ATHENS, Kalissa Halandriou**  
Kerkiras 16, Tel: 0030 210 6896485

**ATHENS, Kalissa Monokeros**  
Tissis Sotiriou 70, Tel: 0030 210 8613 990

**ATHENS, Kalissa Pagratou**  
118 St. Pl. Metastasiou 24, Pagratou, Tel: 0030 210 7218 318

**ATHENS, Kalissa Peiraios**  
Ippokratous 175-178, Tel: 0030 210 4226 636

**ATHENS, Kalissa Pigasos**  
Drafi 27, Tel: 0030 210 5766707

**CHANIA, Kalissa Chania**  
19 St. Pl. Kerkiras St. Tel: 0030 262108996

**CRETE, Fantasy Shop: Herakleion**  
Idoneros 2, Tel: 0030 261301312

**CRETE, Kalissa Hania**  
Kerkiras 107, Tel: 0030 28210 8896

**HALKIDA, CD Corner**  
Merkas 24, Tel: 0030 2221 087315

**KALITHEA, Fantasy Shop Kalithea**  
Ippokratous 110a, Tel: 0030 29210 28782

**LARISA, Kalissa Larissa**  
Kerkiras 107, Tel: 0030 2410 633733

**MARSI, Bøtke Bunker**  
Drafi 9, Tel: 0030 210528788

**PATRA, Fantasy Shop: Patra**  
Kerkiras 75, Tel: 0030 2610 221014

**PATRAS, Kalissa Patras**  
Goumiti & Sotiri 24, Tel: 0030 2610629432

**PERISTERI, Kalissa Peristeri**  
Olivu 22, Tel: 0030 210570707

**PIREUS, Dragons Eye Store**  
Kerkiras 107, Tel: 0030 210528788

**THESSALONIKI, Fantasy Shop: Thessaloniki**  
Pl. Neafotou 2 & D. Goumiti, Tel: 0030 2510 240193

**THESSALONIKI, Kalissa Thessaloniki**  
Sotiri 25, Tel: 0030 210 257 387

**VOLOS, Fantasy Shop**  
Goumiti 99-100 & Goumiti, Tel: 0030 24210 28782

**HUNGARY**  
**BUDAPEST, Silverland**  
1039. Lajos u. 45, Tel: 0036 125 0457

**BUDAPEST, Trellbarlang**  
1061. Andrássy ut. 33, Tel: 0036 132 13279

**GYOR, New Games**  
9021. Arany u. 13 B em, Tel: 0036 706 012 310

**MISKOLC, Doran**  
3025. Deryn u. 7, Tel: 0036 464 11528

**STROMBATHLY, Sarkanyuz**  
7700. Kerkiras u. 20, Tel: 0036 705 188 815

**SEKESFELHAR, Legendo Csorako**  
8000. Pilyer u. 42, Tel: 0036 702 897 026

**SZEDED, Calligweg**  
7222. Gogol u. 15, Tel: 0036 203 371 501

**VEZSEPR, Sarkanyuz**  
3025. Kerkiras ut. 10a, Tel: 0036 705 994 130

**ICELAND**  
**REYKJAVIK, Nexus**  
PO Box 5085, 125, Tel: 354 552 8011

**ISRAEL**  
**HAIFA, Kikro**  
Haifa gatan 32, Tel: 00972 48050292

**HERZLIA, Freak**  
Sokolov 22, Tel: 00972 98599077

**RAMAT HASHARON, Tapuoh**  
Oshelkin 38, Tel: 00972 56404713

**RAMAT HASHARON, Tapuoh Fantasy**  
Sokolov 30

**TEL-AVIV, Kikro**  
Merkas 103/11 Hanelacha 12a, Tel: 00972 36299320

**TEL-AVIV, Freak**  
Evan Gervilov 60, Tel: 00972 36951626

**LITHUANIA**  
**KAUNAS, JSC in Diga**  
Dolugyates 15, 51228 Kaunas 31, Tel: 370 27763203

**MALTA**  
**MALTA, Forbidden Power**  
13 Triq Meneh & Sarrat, Msida, Tel: 00358 21 227999

**MALTA, K. Hobbies Ltd**  
Mpsish Road, Fgura, Pla 31, Tel: 00358 21 466423

**NETHERLANDS**  
**GW AMSTERDAM**  
Rokin 86, 1012 KT, Tel: 0031 20 622 9853

**GW DEN HAAG**  
Schoolstraat 12B, 2511 AX, Tel: 0031 70 992 7836

**GW HAARLEM**  
Gemeenteweg 20, 2011 GA, Tel: 0031 23 551 7677

**GW ROTTERDAM**  
Van Oostvaardersdijk 452, 3012 AP, Tel: 0031 10 280 6286

**ARNHEM, Spelkventier Arnhem**  
Nieuwstraat 34/36, 6811 BL, Tel: 0031 26 807 528

**DEN BOSCH, De Dobbelaeren**  
Hedendaagse 90, 5211 MS, Tel: 0031 46 537 65 687

**BREDA, Modelbouw Blikse**  
Bosstraat 23, 4811 GA, Tel: 0031 76 501 8596

**LEEUWARDEN, Spelkventier**  
Voorstraat 64, 8311 TH, Tel: 0031 50 213 1112

**LEIDEN, Vliegervier**  
Turfmarkt 2, 2312 CD, Tel: 0031 71 513 2783

**MAASTRICHT, Vliegervier**  
Brusselstraat 70, 6211 PG, Tel: 0031 43 325 1658

**ZWOLLE, Games-in-Stuf**  
Dierpolderweg 38, 6611 VX, Tel: 0031 38 421 6385

**ALKMAAR, Bookers & Strippers**  
Botenstraat 18, 1811 HP, Tel: 0031 72 612 1233

**ALMERE HAVEN, Fantasia**  
Kerkweg 43, 1364 AE, Tel: 0031 36 831 6917

**AMSTERDAM, Spelkventier**  
Schierstraat 4-6, 3811 EA, Tel: 0031 39 470 9322

**ASSEN, Ploot**  
Stationsplein 1, 9401 KV, Tel: 0031 59 231 3232

**BERGEN OP ZOOM, Big Boys Toys**  
Lapevrouwenstraat 49, 4011 JJ, Tel: 0031 16 425 0648

**DEN HAAG, Spellenhuis**  
Zoutmarkt 34, 2515 GT, Tel: 0031 70 364 4782

**ENSCHDE, Pipelines**  
Pijpenstraat 34, 7011 GA, Tel: 0031 53 430 6727

**GRONINGEN, Kerk & Hobby**  
Nieuwe Weg 28, 9711 TE, Tel: 0031 30 312 9314

**NIJMEGEN, Moeven & Markien**  
Van Weerenstraat 70, 6511 MP, Tel: 0031 24 323 6119

**TILBURG, Labyrint Tilburg/Breda**  
Langestraat 17B, 5002 SH, Tel: 0031 13 844 9700

**ALMELO, Somborg Modelbouw**  
Gemeenteweg 136, 7607 CW, Tel: 0031 54 601 2901

**ALPHEN AAN DEN RIJN, Top 1 Toys Arie van Panne**  
Hofstraat 66-68, 2406 GL, Tel: 0031 17 247 2254

**AMSTELVEEN, Het Gansendael**  
Paradeplein 58, 1105 TB, Tel: 0031 20 841 2552

**AMSTELVEEN, De Groot Top Special Store**  
Rijnlandstraat 42, 1161 ZL, Tel: 0031 20 347 3344

**ARLDOORN, Top 1 Toys - De Kinderdroom**  
Gemeenteweg 158, 7213 AK, Tel: 0031 025 5761036

**BERGEN OP ZOOM, Strippinkind Gilles de Geus**  
Bosstraat 4, 4811 NC, Tel: 0031 16 424 7482

**BERGTEK, Wouters Technohobby**  
Parkenstraat 31, 5571 CP, Tel: 0031 49 755 0248

**RUSSUM, Bok Modelbrouwen**  
Lapevrouwen 3, 1402 BA, Tel: 0031 36 691 8410

**DELFT, Top 1 Toys Speldorado**  
Hippolytstraat 21-29, 2611 HM, Tel: 0031 15 213 4516

**DEN BOSCH, Gamemore**  
Gemeenteweg 10, 05, Tel: 0031 6824 77 888

**DEVENTER, Knibbel Comics**  
Nieuwstraat 36, 7411 LM, Tel: 0031 57 061 0879

**DORDRECHT, Hobby Modelbouw Dordrecht**  
Voorstraat 36, 3311 CX, Tel: 0031 78 631 2711

**EDE, Timmen Soldaat**  
Winkelstraat 24, 6714 CS, Tel: 0031 31 865 8298

**ENHOUTVEN, Gamesworld**  
Willemslaan 17, 3611 HB, Tel: 0031 40 245 4391

**DEN HILDER, Proton Modelbouw**  
Lapevrouwen 3, 1781 QS, Tel: 0031 22 361 9053

**GELEN, Tactica**  
Anjenslaan 3, 5163 CJ, Tel: 0031 46 474 3016

**GOES, Fantus Fantasy Store**  
Gemeenteweg 15, 4461 ZD, Tel: 0031 11 325 8174

**GRONINGEN, Houten Modelbouw**  
Kerkstraat 50, 4201 JV, Tel: 0031 18 369 6000

**GOUDA, Intertoy's v/d Wol**  
Nieuwe Markt 70, 2601 GP, Tel: 0031 15 251 3525

**GOUDA, The Movie Store**  
Lange Oudestraat 114, 3901 LV, Tel: 0031 18 252 2550

**GRONINGEN, Wirwar**  
Oude Kijk in 't Licht 40, 9712 EL, Tel: 0031 50 516 8424

**HENGLO, Top 1 Toys Mickey van Wezel**  
Burg. Jansenstraat 14-17, 7561 EG, Tel: 0031 74 281 2200

**HOORN, Het Oude Teken**  
Grote Oude 35, 1621 BR, Tel: 0031 22 921 8823

**LEEUWARDEN, Brattinga Speelgoed**  
St. Jacobstraat 4, 8911 HT, Tel: 0031 58 212 8682

**LEIDEN, Tolkienland**  
Hoge Rijnstraat 195, 2314 AD, Tel: 0031 71 541 2294

**LEIDEN, Freetime Warrior**  
St. Augustijn 26, 2312 CD, Tel: 0031 071 510522

**LEYSTAD, Trainmodelbouw**  
Boulevard 44-15, 6245 JE, Tel: 0031 32 025 3160

**MAASTRICHT, Houtje**  
Burgemeester-Cortlandt 18, 6226 GV, Tel: 0031 43 363 6778

**NEUMEN, Schellens Speelgoed**  
Parkstraat 24, 5671 GD, Tel: 0031 40 283 2984

**OGSTGEEST, De Tombe Toys for Boys... and Men**  
De Kempenaarsstraat 77, 2541 GS, Tel: 0031 71 517 2977

**OPINJEN, Spelkventier**  
Kerkstraat 10, 4901 ES, Tel: 0031 4184 05

**OUDE-BEIJERLAND, Moutis Model-Houtje**  
Cruytenburg 32, 3261 RP, Tel: 0031 18 462 1831

**PANNINGEN, Top 1 Toys Marc Janssen**  
Markt 18, 4981 AN, Tel: 0031 077 4834566

**ROERMOND, Bloemboeliek Houtje**  
Ritterstraat 68, 5545 CD, Tel: 0031 464 11528

**ROOSEDAAL, Jodin**  
Oude Markt 38, 4701 PM, Tel: 0031 16 555 7964

**SCHIEDAM, B.O. Bager**  
Gemeenteweg 43, 3114 CB, Tel: 0031 10 473 8755

**SCHIJNDEL, Top 1 Toys Anniek**  
Hofstraat 135, 5481 AD, Tel: 0031 076 4477758

**SITTARD, Atomik Sittard**  
Hofstraat 18, 6131 AX, Tel: 0031 46 451 5074

**SLUIS, Top 1 Toys & v/d Vijver**  
Oude Kerkstraat 7, 4524 CT, Tel: 0031 14 148 1393

**SOEST, Top 1 Toys Soest**  
V. Weesdlaan 16, 8763 CE, Tel: 0031 85 629 0444

**SPINKENISE, Lord of Magic**  
Oude Markt 7, 3901 AP, Tel: 0031 181 61061

**TIEL, Gobline**  
Zonnebloemstraat 12, 4001, DZ, Tel: 0031 344 654 689

**UDEN, Goblin**  
Brabantplein 18, 5401 GS, Tel: 0031 41 327 0062

**UTRECHT, El Fantasy Shop**  
Oude gracht 307, 3511 NH, Tel: 0031 30 261 7157

**UTRECHT, Whoops**  
Springweg 1, 3511, Tel: 0031 30 320 432

**UTRECHT, Never Never Land (Wieder & Kugent)**  
Oude gracht 302, 3511 NH, Tel: 0031 30 253 2293

**VELSERBROEK, Plastic Modelbouw**  
Oude Markt 74, 8211 LB, Tel: 0031 37 254 2568

**VENLO, Modelbouw Lurhor**  
Avenstedenstraat 108, 6012 DH, Tel: 0031 38 422 10

**WASSENAR, Top 1 Toys Kouwenhoven**  
Spuiweg 19, 5252 JK, Tel: 0031 70 511 0211

**WORMERVEER, Mini-Wonders**  
Avonturenlaan 1, 1521 AT, Tel: 0031 75 546 16777

**WINTERSWIJK, Top 1 Toys Winterswijk**  
Mikserstraat 60, 7101 EX, Tel: 0031 54 351 2827

**ZOUTERKER, RC-Pinstop**  
Dorpstraat 178, 2712 AJ, Tel: 0031 79 316 0560

**KUTHEIN, Vreemde Zaak**  
Groene markt 2, 7201 HX, Tel: 0031 57 55



**OSLO, Ringo Vindøren Leker**  
Svendskyv, 72, N-0373, Tel: 22490640

**OSLO, Brjo CC Vest**  
Lille Akersveien 16, N-0383, Tel: 22731777

**PORSGRUNN, EB Games**  
Stovpl 70, 3002, Tel: 35512500

**RANDABERG, Ringo Sile**  
Rendberg vegen 372 N4070, Tg: 63429100

**SANDNES, EB Games**  
Kvadratt, Tel: 51631940

**SANDNES, O Saeland**  
Lampgatan 16, N-4031, Tel: 51661509

**SANDVIKA, Hobby Larsen**  
Sandviks Stenstener, N-1800, Tel: 67541017

**SKI, EB Games**  
Jelstbarveveien 6, 1400, Tel: 64867003

**SKI, Brjo Titt-Inn**  
Jernbaneshjengen 6, N-1401, Tel: 64857777

**SKIEN, Ringo Bjørns Leker**  
Lierforvet N3717, Tel: 35525200

**SOLA, Ringo Solo Gaver og Leker**  
Sølykkesen, N-4050, Tel: 51651763

**SONGDAL, Ringo Sogndal Glasmagesin**  
Sogningen Stenstener, N-6851, Tel: 76171880

**SORTLAND, Ringo Børns Leker**  
Skjøvsgården, N-8400, Tel: 76118374

**STAVANGER, Veslefrilsk**  
Skagen 12, N-4006, Tel: 51895232

**STAVANGER, Outland Stavanger**  
Kleiv g. 2, N-4005, 51330280

**STOKMARKNES, Stokmarknes Aktiertrykkeri**  
Markedsgt. 12, N-8455, Tel: 76117750

**STRÖMMEN, EB Games**  
Sløpvegen 5, 2910, Tel: 63815422

**SURNADAL, Ringo Presangen**  
Amfstenetstr. 4, N-6950, Tel: 71657485

**SYKKLEVEN, Ringo Blindehim**  
Krykkstien, 6229, Sykklev, Tel: 70261023

**TOMSBERG, Gledeshuset**  
O. Langveggt 47, N-3110, Tel: 62261707

**TROMSØ, Tromsø Bruktbutikkhandel**  
Kjøkket, 6, N-3004, Tel: 77689174

**TROMSHEIM, Avalon Idrøttshel**  
Marksgaten 58, 7011, Tromsheim, Tel: 73250545

**TROMSHEIM, Trønderfilm**  
St Olavs Gt 11, N-7012, Tel: 73502040

**TYNSET, Ringo Tynset Bokhandel**  
Gudst. 24, N-2540, Tel: 62490038

**VALDØ, Brjo Vadse**  
W. Andersensgt. 4, N-9811, 78042229

## POLAND

**BIALYSTOK, Department Gier**  
ul. Legionowa 8/1, lok. 153, 15-261 Tel: 0048 857 993 360

**BIELSKO BIALA, Gnom**  
43-300, Szkolna 15, Tel: 0048 388 124 686

**GDANSK, Spider Games**  
ul. Dwyżynski 303 nr 3, 80-482, Tel: 0048 58 551 93 93

**GDANSK, Feris**  
ul. Orkana 1, 83 000 Pruszcz, Tel: 0048 600 960 005

**GDYNIA, Futurax**  
81-572, Waleriana Szefla, 20/88, Tel: 0048 587 811 180

**GDANSK, Iskra**  
30-239, Mazowiecka 16, Tel: 0048 585 201 952

**GLIWICE, Game Station**  
ul. Bon. Zdzisława Kozłowskiego 12, 44-100, Tel: 0048 504 255 194

**JELONIA GÓRA, Avalon Galeria Karkonoska**  
Ul. i Moja 27, 58500

**KATOWICE, Bard Centrum Gier**  
40-540, Kościelna 9, Tel: 0048 332 371 817

**KIELCE, Sklep RPG Gnom**  
23-200, Mała 12 (w bramie), Tel: 0048 507 013 387

**KRAKOW, Bard Centrum Gier**  
31-135, Bolegowa 2017, Tel: 0048 126 320 735

**LODZ, 'Aik' Firma Księgarska**  
100-033, Piotrkowska 90, Tel: 0048 426 380 301

**LODZ, Gomerol**  
90-425, Piotrkowska 101, Tel: 0048 631 1161

**LUBIN, Balrog**  
59-300, Giełgiew 9, 0048 602 714 813

**LUBLIN, Krzyz**  
20-019, Kapucynska 6, Tel: 0048 813 322 086

**NOWY SĄCZ, Hobbit**  
23-120, Jagiellońska 59A, Tel: 0048 604 133 612

**OPOLE, HMS IT Computers**  
45-018, Krakowska 41a, Tel: 0048 774 547 413

**POZNAN, Bard Centrum Gier**  
61-806, Św. Marcina 41, Tel: 0048 618 538 277

**POZNAN, Sklep Wilczek**  
ul. Zielona 1, Tel: 0048 615 026 52888

**SWIEBOZIN, Czempioni**  
Os. Poludniowe 39, 68-200, Tel: 0048 606 929457

**TORUN, Sklep Papierniczy**  
87-100, Szeroka 40, Tel: 0048 566 502 593

**WARSAWA, Arkana Kizkozi**  
Pl. Włostowa 4, Tel: 0048 228 399 417

**WARSAWA, Cytadela**  
02-777, Alja Konisjs Ekielaj Karodwaj 98, Tel: 0048 601 333 208

**WARSAWA, Księgarnia Bellona**  
00-066, Krakowska Przedzielnica 11, Tel: 0048 228 561 707

**WARSAWA, Faber Faber SJ**  
09-515, Puławska 11, Tel: 0048 226 491 265

**WARSAWA, Księgarnia Saska CENTAUR**  
03-966 Brzyska 9, Tel: 0048 228 175 746

**WARSAWA, Sklep Marlon SC**  
01-488, Powiśleńska Słaska 124 Pow. 155, Tel: 0048 606 276 219

**WARSAWA, Warsaw Model Centre**  
ul. Powiśleńska 42/44, 02-903, Tel: 0048 22 602 305 070

**WARSAWA, Warsaw Model Centre**  
ul. Słowa Warszawa, 1920 r. nr 4, Tel: 0048 228 224 646

**WARSAWA, Warsaw Model Centre**  
ul. Osłobramska 76 c, Tel: 0048 226 153 796

**WROCLAW, Skavenblade Centrum Gier**  
ul. Laska 15a, 50-353, Tel: 0048 500 426 371

**WROCLAW, Sun**  
ul. Krzyżka 16, 53-020, Tel: 0048 713 608 590

**WROCLAW, Bard Centrum Gier**  
50-079, Polska 46C (Pasek), Tel: 0048 713 417 472

**WROCLAW, Ogryn**  
50-052, Szewska 67, Tel: 0048 717 851 957

**ZIELONA GÓRA, Avalon**  
DT Centrum, ul. Boniarow Westerplatte 21A, 65-001

## ROMANIA

**CLUJ-NAPOCA, Otolo**  
Reggie Ferdinand 7, 400429, Tel: 00 4072 720690

**RUSSIA**

**KRASNOJAR, Alegrijs-Jug (South)**  
Krasnaya st. b43, Tel: 008612 730351

**MINSK, Valohonovich.ent**  
Jahn Kolas st. Exhibition center OLYMP, Tel: 002029 6358212

**MINSK, Valohonovich.ent**  
Mashnerovaya b4, Palace of Sports, second floor Tel: 002029 6548426

**MOSCOW, Alegria**  
Metro station Aleksievskaya Prospekt Mira 103, Tel: 70952168126

**MOSCOW, Alegria**  
Metro station Dublenska, Muzilevskaya St. 20/1, Tel: 70959263357

**MOSCOW, Urlin Juice**  
Metro "Ulitsa 1905 goda" Zvenigorodskogo shosse 4, Tel: +79057830355

**NORLISK, Na Styke Mirov**  
Komsomoletskaya st, second floor, Dom Byta, 127 474, Tel: 002029 6548426

**NOVOSIBIRSK, Icehammer**  
Krasnaya av. 550, Dom Byta

**SARATOV, Detskiy Mir**  
Kirov av. b43, Detskiy Mir, second floor, gallery, Tel: 64 5840

**ST PETERBURGH, Art-Miniatures**  
Sedova st. b11, Third floor, trade center Evrika, Tel: 00812 3321828

**TAMBOV, Hobby and Ignushki**  
Internatsionalnaya st. 654-b, Torgovyi Voz, Tel: 0076 2728811

**SERBIA-MONTENEGRO**

**BELGRADE, Erii Hobby Store**  
Cika Lubijica 1, Tel: 00381 11 62 78 27

**BELGRADE, ANET Hobbystore**  
Visegradska 6, 11000, Tel: 00 381 11 3612 826

**BELGRADE, ANET Hobbystore**  
11000, Zvezdarska 1a, Tel: 00381 112652236

**BELGRADE, White Dragon**  
11000, Vojvoda Mironka 44, Tel: 00 381 63827222

**NOVI SAD, Valhalla**  
21000, Matarikova 18, Tel: 00 381 21815538

**NOVI SAD, Dragon**  
21000, Kralja Aleksandra 4, Tel: 00 381 630 24038

**PODGORICA, Neutron Podgorica**  
Tig. Republike, Tel: 00 381 69 060 669

**ZRENIJANIN, Tokedo**  
23000, Sapljanina 5, Tel: 00 381 2204572

**SLOVENIA**

**LJUBLJANA, Crna Luknja**  
1000, Poljska 19, Tel: 00386 012602220

**LJUBLJANA, Pri Goblinu**  
1000, Dolenska Cesta 11, Tel: 00386 40033320

**SOUTH AFRICA**

**BLOEMFONTEIN, The Dungeon**  
13 Shout Street, 3001, Tel: 0027 51 447 2034

**CAPETOWN, The Boys and Mens Hobby Shop**  
Shop 123, Tiger Valley Shopping Centre, Tel: 0027 21 914 8688

**CAPETOWN, Wizards**  
Shop G19, Stadium on the Main Road, Tel: 0027 216803360

**DORINGKLOOF, Battle Planet**  
Rus. Afrika Centre, 177 Goble Street, Tel: 0027 3245 30933

**DURBAN, The Hobby Specialists**  
Shop F1/F4, Gateway Shopping Centre, 1 Palm Boulevard, Umhlanga Ridge, New Town Centre, Umhlanga, Tel: 0027 031 564 9738

**DURBAN, Wizards Warehouse**  
Shop L18, Windermere Centre, 163177 Windermere Road, Marignodene, 4001, Tel: 0027 31 312 8271

**GAUTENG, Wizards Warehouse**  
Shop G4, Colony Shopping Centre, 3345 Jan Smuts Avenue, Craighall Park, 2196, Tel: 0027 11 630 9262

**JOHANNESBURG, Essex Retail**  
Shop 20a Northcote Corner Shopping Centre, Tel: 0027 11 6083619

**JOHANNESBURG, Wizards Warehouse**  
Lower level, Edlet Vale, Tel: 0027 21 885 0360

**LIMMEYER, Dragons Den**  
203 Polgr Avenue, Tel: 0027 082 824 4124

**PRETORIA, The Smelly Troll**  
297 Lynnwood Road, Tel: 0027 0823 079107

**RANDSBURG, Otherland**  
Shop G10 b, Bighwater, Redcliffe Rd, Tel: 0027 17944571

**RUSTENBURG, Quantum Books & Games**  
Shop 201/202, 3091/2, Helen Joseph Drive, 0300, Tel: 0027 83 292 9372

**SOUTH-AFRICA, Battle Planet**  
No 4 WBN Centre, 177 Ceste Street, Tel: 00 27 824543353

**SWEDEN**

**GW GÖTEBORG**  
Kungälvsgatan 28, 411 19, Tel: 0046 311 33 958

**GW STOCKHOLM**  
Ringsjövegatan 30, 111 53, Tel: 0046 8 213 840

**GAVLIE, Hobbyshoppen**  
Drottninggatan 25, 80911, Tel: 026186209

**UMÅ, Fantasia**  
Storgatan 44, 903 28, Tel: 090770060

**ESKILSTUNA, Losses Lekaker**  
Kungälvsgatan 21, 829 20, Tel: 016130336

**KARLSTAD, Spel och Fantasi**  
Kungälvsgatan 6, 65224, Tel: 054 15 10 70

**MALMÖ, Utopia, Malmö**  
Regemontgatan 8, 211 42, Tel: 040 127260

**NORRKÖPING, Hobbybjörnen**  
Drottning 18, 609 24, Tel: 011161200

**NORRKÖPING, Lekhuset**  
Uppsalagatan 21, 602 32, Tel: 011287070

**NORRTÄLJE, Fantasybutikken**  
Beltorvegavägen 8, 761 32, Tel: 0176 57400

**STOCKHOLM, Science Fiction Bokhandeln**  
Västerlånggatan 48, 111 27, Tel: 08215052

**SUNDSVALL, Orionspel och böcker**  
Kungälvsgatan 23, 852 32, Tel: 08015947

**UPPSALA, Pristyndet**  
Kungälvsgatan 39, 753 21, Tel: 018166007

**VÄSTERÅS, Zetterlund**  
Storgatan 33, 722 12, Tel: 021 10 44 91

**VÄXJÖ, Helges Höla**  
Klosterg. 4, 382 30, Tel: 08716 25 01

**ÄLVESÅ, Lek & Hobby**  
Kuskvägen 6, Torggatan 2, 342 31, Tel: 047913780

**ÄNGELHOLM, Leksmagesmagasin**  
Färnabergsgatan 1, 285 84, Tel: 0431 80527

**ÄRIKA, Perry Data**  
Kungälvsgatan 4, 67131, Tel: 057010689

**ÄSARUM, Lek & Fritid**  
Gränsvägen 2, 874 52, Tel: 045429906

**ÄVESTA, Vega Video**  
Kungälvsgatan 18, 774 30, Tel: 022860078

**BOLLNÄS, Torgboden**  
Västra Storgatan 83, 821 43, Tel: 0278611904

**BORÄS, EB Games**  
Karlavägen, Skaraborgsvägen, 60630, Tel: 033106510

**BORÄS, EB Games**  
Slora Brogatan 7, 503 90, Tel: 033126210

**BORÄS, HobbeX**  
Skaraborgsg. 62-64, 506 30, Tel: 033418380

**BORLÄNGE, EB Games Borlänge**  
Kungälvsgatan 18, 781 20, Tel: 024380000

**DANDERYD, Lekskohuset**  
Möby Centrum, 182 31, Tel: 0862286228

**DEGERFORS, Buskul**  
Agergatan 2, 893 30, Tel: 00 40 586 92 054

**ESKILSTUNA, EB Games**  
Cityhuset - Kungälvsgatan 24, 632 20, Tel: 016-514 500

**ESKILSTUNA, Bornens Hus**  
Folketsbodan 40, 635 10, Tel: 016481150

**FALKÖPING, Myths**  
Storgatan 22-28, 821 42, Tel: 051581130

**FALKENBERG, Brjo Falkenberg**  
Storgatan 35, 311 31, Tel: +46 (0) 346 807 00

**FALUN, TV-spelsbörsern**  
Falgatagen 2, 791 71, Tel: 02327775

**FARSTA, EB Games**  
Storgatan 48, 123 47, Tel: 069058160

**FINSFÄNG, Allitiek**  
Svevägsgatan, Kungälvsgatan 1, 812 30, Tel: 0152214100

**FÄRJESTÄDEN, Leksmagesmagasin**  
Ölands Kyrkogård, 386 31, Tel: 048534570

**GLÄSVÄD, Alde Lekaker**  
Södra Storgatan 10, 332 83, Tel: 037110733

**GALLIVÄR, Lekia**  
Mellai Vägen 14, 982 38, Tel: 097068502

**GUSTAVSBERG, Lilla Guls Børnsmagasin**  
Gustavsberg Centrum, 134 40, Tel: 0857036900

**GAVLIE, EB Games**  
Norr - Drottninggatan 9, 803 20, Tel: 026-123 800

**GÖTEBORG, EB Games**  
Kungälvsgatan 56-60, 411 08, Tel: 0517010890

**GÖTEBORG, EB Games Göteborg**  
Järnlogatan 4, 413 04, Tel: 031241458

**GÖTEBORG, EB Games Göteborg**  
Femmanhuset, 411 06, Tel: 031150366

**HALMSTAD, EB Games Halmstad**  
Drottning Kristina Parken 19, Tel: 035128260

**HALMSTAD, Brjo-Halmstad**  
Storgatan 6, 302 40, Tel: 035159175

**HUDIKSVALL, Albins Lekaker**  
Storgatan 24, 824 39, Tel: 0652599502

**HÄRNÖSAND, Escape Data**  
Borgsgatan 6, 871 30, Tel: 061115956

**JÄRFÄLLA, HobbeX**  
Fysgavägen, 17538, Tel: 0856016091

**JÄRFÄLLA, EB Games**  
Västergatan, 172 30, 86802300

**JOHANNESHOV, EB Games**  
Arenavägen 66-63, 121 77, Tel: 08-049 64 00

**JÖNKÖPING, EB Games**  
År Köpcentrum, 55305

**JÖNKÖPING, EB Games**  
Östra Storgatan 7-9, 559 21, Tel: 036-129 775

**JÖNKÖPING, Play Planet**  
St. Carlsbergsgatan, 55454, Tel: 036122534

**KALMAR, Ofey**  
Skippesgatan, 12, 392 31, Tel: 046022002

**KALMAR, Kalmar Lek & Hobby**  
Södra Långgatan 39, 392 30, Tel: 45024717

**KARLSHAMN, Lekskohuset**  
Rönningst. 37, 374 35, Tel: 045410381

**KARLSKOGA, Lekidöden**  
Bergsgatan 17, 691 31, Tel: 056533333

**KARLSKRONA, Fort & Fiction**  
Närva Kungälvsgatan 7, 37153, Tel: 045516710

**KARLSKRONA, Lekskohuset**  
Lallaredsvägg 6, 37 154, Tel: 045824082

**KARLSTAD, EB Games**  
Drottninggatan 21, 852 24, Tel: 054-183 010

**KARLSTAD, EB Games**  
Bergsk Köpcentrum Fyrenska Vägen 1, Tel: 0653 46, 64560830

**KATRINEHOLM, Lekskoboden**  
Köpingssåsen 49, 64130, Tel: 0150 79720

**KISTA, EB Games**  
Kista Gallerian, 164 91, Tel: 08-750 65 60

**KIRUNA, Lekhuset**  
Box 2081, 921 02, Tel: 098082550

**KÖPING, MD Hobby**  
Schellvegatan 7, 73732, Tel: 0736426178

**KRISTIANSTAD, Spel På Vallgatan**  
Celia Vallgatan 27, 281 31, Tel: 04410161091

**KUNGÄLV, Lek & Hobby**  
Västra Gatan 62, 442 31, Tel: 30313940

**KUNGSBACKA, Lek & Hobby**  
S-Torggatan 6, 434 30, Tel: 030014136

**KUNGSBACKA, EB Games Kungsbäck**  
Kungsmässan, 434 24, Tel: 090071240

**LAHOLM, Lekskaffären**  
Trädgårdsgatan 14, 81222, Tel: 043010069

**LANDSKRONA, Lekskohuset**  
Timmerstr. 45, 261 38, Tel: 041810790

**LEKSA, Ålvekon**  
Skolkatten, 443 30, Tel: 030214940

**LIDINGÖ, Korona**  
Spöckholmsväg 55c, 181 34, Tel: 087656080

**LIDKÖPING, Brjo Lidköping**  
Främre City 53/ 54, Tel: 00 46 510 289 00

**LIDKÖPING, Game Mania**  
Kungälvsgatan 11, 531 00, Tel: 0705 190274

**LIDKÖPING, Segulind**  
Svevägsgatan 18, 82773, Tel: 013122290

**LINKÖPING, EB Games**  
Färnelöfsgatan 2, 692 26, Tel: 013137840

**LINKÖPING, Skogstrollet**  
Barnhagensväg 6, 582 30, Tel: 013124006

**LJUNGBY, Brjo-Ljungeby**  
Eskilstunavägen 1, 341 30, Tel: 037213481

**LULEÅ, Bornens Hus**  
Barnv. 25, 973 40, Tel: 0920020095

**LULEÅ, EB Games Luleå**  
Storgatan 51, 972 31, Tel: 0920258702

**LUND, Spel På Clemensstorgat**  
Clemensstorgat 6, 22221, 046127810

**LUND, EB Games Lund**  
Nova Lund, Företagsvägen 10, 27761, Tg: 040426840

**LYCKSELE, Serieshuset**  
Råssväg 34, 371 62, 040529569

**MALMÖ, EB Games Malmö**  
Hanningsgatan 3, 21122, Tel: 043230380

**MALMÖ, EB Games**  
Triangeln, S Företagsg. 41, 211 43, Tel: 040124550

**MORA, Lek & Hobby**  
Skattarys, 33 Norr Köpcentrum, 792 30, Tel: 025071628

**NÄCKA, Amusar**  
Sireceggatan 10, Terminalgatan 3, 131 34, Tel: 086440540

**NORRKÖPING, Brjo**  
Drottninggatan 55, 601 32, Tel: 011124588

**NORRSÖR, EB Games Norsborg**  
Hallands Torv, 145 46, Tel: 0853175100

**NYKÖPING, EB Games**  
Västra Storgatan 12, 611 31, Tel: 0155-282 950

**NYKÖPING, Loka TV Spel**  
Gållöky Även, Västra Storgatan 13, 61131, Tel: 0155291000

**NYNÄSHAMN, SvensLek&Hobby**  
Stadshusetplatsen 4, 149 30, Tel: 0682010991

**ÖMÅRÅ, EB Games Ödåra**  
Marknadsvägen 9, 28036, Tel: 043202140

**ÖREBRO, Brjo**  
Taafpunkten, NYQ 32, Tel: 0196114583

**ÖREBRO, EB Games Örebro**  
Kronåren Drottninggatan 27, 702 22, Tel: 019120140

**ÖREBRO, Lekstener**  
Nygatan 32, 70211, Tel: 0196114983

**ÖRENSKÖLDSVIK, Lajbans**  
Nygatan 18, 891 33, Tel: 0660831500

**ÖRENSKÖLDSVIK, Sound & Vision**  
Skogstgatan 11, 891 33, Tel: 066013994

**ÖRMINGE, Hoppies**  
Örmings Centrum, 132 00

**OSKARSHAMN, Brjo-Oskarshamn**  
Lilla torget 572 30, Tel: 0491 170 68

**ÖSTERSUND, Hobbyboden**  
Köpingssgatan 31, 831 30, Tel: 063513910

**PITEÅ, Bornens Hus**  
Bäckery 55, 941 47, Tel: 061119910

**RIMBO, Fantasybutikken**  
Köpingssgatan 7, 76231, Tel: 017572777

**SALA, Elons Lekaker**  
Rådhusgatan 10, 739 30, Tel: 022410314

**SKARHOLMEN, EB Games**  
Skärholmen, 6, 127 48, Tel: 087405100

**SKELLEFTÄ, Bornens Hus**  
Uppförmars 5, 931 42, Tel: 091013990

**SKELLEFTÄ, Lek & Hobby**  
Nygatan 49, 931 31, Tel: 091012380

**SOLENTUNA, Bornens Hus**  
Bollnäsav. 1, 192 78, Tel: 066269640

**SOLNA, EB Games**  
Hölagatan 6, 171 45, Tel: 064705400

**STENUNGSUND, Børnhuset**  
Stenungsund, 444 30, Tel: 09603084

**STOCKHOLM, Dragons Lair**  
Kungälvsgatan 15, 112 21, Tel: 08 054 60 50

**STOCKHOLM, EB Games**  
Karlgatan 39, 112 20, Tel: 080603010

**STOCKHOLM, EB Games**  
Passagen Regeringsgatan 42, 111 56, Tel: 08-211 250

**STRÄNGNÄS, TV Spelsbörsern**  
Tidösgatan 20, 646 31, Tel: 0152010191

**STRÖMSTAD, EB Games**  
Nortz Shopping Center, 552 92, Tel: 052640477

**STRÖMSTAD, Kjells Lek & Hobby**  
Södra Hanningsgatan 8, 482 30, Tel: 052615999

**SUNDSVÄLD, EB Games Sundsväld**  
Värdhuset Stora Gatan 26, 802 30, Tel: 066038473

**SVEDELA, Rikis Lekis**  
Skogv. 40, 233 31, Tel: 040400318

**SÄFFLE, Bergers Lek & Boatstäm**  
Vä Storgatan 1, 861 30, Tel: 053241045

**SÖDERHAMN, Bornens Hus**  
E-Center, 826 40, Tel: 027014220

**SÖDERTÄLJE, EB Games**  
Storgatan 4, 151 71, Tel: 065016632

**TOMELILLA, Alfis Lekaker**  
Norrvegatan 6, 273 30, Tel: 041710008

**TROLLHÄTTAN, Partio**  
Ladugårdsvägen 12, 461 70, Tel: 052079499

**TROLLHÄTTAN, EB Games S&S Hus**  
Ladugårdsvägen 13, 461 70, Tel: 0520931870

**ÖREBRO, EB Games Örebro**  
Kronåren Drottninggatan 27, 702 22, Tel: 019120140

**TUMBA, Lekskokshuset**  
Tumba Torv 7, 147 30, Tel: 0850398000

**TUMBA, Kom & Lek**  
Bryggaren, 5-7, 147 30, Tel: 0850360011

**TÄBY, Hobby & Prylar**  
Vallgatan 1F, 18752, Tel: 0851050426

**TÄBY, EB Games**  
Stortorget 150, 183 34, Tel: 0854474400

**UDEVALLA, EB Games Torp**  
Torp 1, 451 76, Tel: 052289860

**UMÅ, Bornens Hus**  
Björns 11, 906 40, Tel: 090777702

**UMÅ, EB Games Umeå**  
Wassaplatten Köpingsgatan 71-73, 903 26, Tel: 090701950

**UPPLANDS VÄSKY, Lekia**  
Dragörs, 68, 194 00, Tel: 890030233

**UPPSALA, EB Games**  
Brogården 4, 753 24, Tel: 018141315

**UPPSALA, HobbyGames (Webstore)**  
Skogstgatan 7, 750 02, Tel: 018711590

**UPPSALA, Bornens Hus**  
Bollnäsav. 15, 753 23, Tel: 018602570

**VARBERG, Spelbutikken**  
Norrsgatan 10, 432 41, Tel: 0430678010

**VETLANDA, Lekskolagret**  
Larsareitsgatan 21, 574 40, Tel: 036519990

**VIMMERBY, Kerstins Hus**  
Södra Industriplan 15, 598 40, Tel: 049231188

**VISBY, Lekstagen**  
Hälsingatan 15, 621 67, Tel: 0498216050

**VÄSTERVIK, Lekstagen**  
Henri Gatan 38, 593 30, Tel: 049030171

**VÄSTRA FRÖLUNDEN, Toys**  
Markergatan, 421 21, Tel: 031459491

**YSTAT, TV Spelshörnen**  
Tobaksgatan 16, 271 41, Tel: 041166880

## TURKEY





# ORDERING DIRECT

Fast, secure and straight to your door!

Games Workshop Direct is a fast, accurate and convenient service that lets you order your miniatures and other hobby products from the comfort of your home.

- We aim to despatch all orders in three days, straight to your door.

- You can order ANY Games Workshop product.

- Our Advance Order service lets you order models and products before they are released, guaranteeing you'll get them on the day of release.

## HOW TO ORDER

- **ON THE INTERNET**

Visit our secure online store at: [www.games-workshop.co.uk/store](http://www.games-workshop.co.uk/store)

- **IN-STORE**

Order from any Games Workshop Hobby Centre at the in-store order point.

- **BY PHONE**

Call the Hobby Specialists on: **0115 91 40000 (UK)**, **0115 918 4040 (Northern Europe)**

- **BY FAX**

Fax your order on: **0115 916 8002 (UK)** or **0044 115 916 8162 (Northern Europe)**

- **BY POST**

Or the traditional way: **Games Workshop Direct Sales, Willow Road, Lenton, Nottingham, NG7 2WS**

## DIRECT OPENING HOURS

**Monday to Saturday: 10am – 6pm,  
Sunday: 11am – 5pm**

[www.games-workshop.co.uk/store](http://www.games-workshop.co.uk/store)

## Direct Exclusive models



+++DIRECT EXCLUSIVE+++  
SPACE MARINE TECHMARINE  
99060101313 £9.00



+++DIRECT EXCLUSIVE+++  
OGRE MANEATER NINJA  
99060213012 £10.00



+++DIRECT EXCLUSIVE+++  
OGRE MANEATER FEMALE  
99060213013 £10.00



## SHOPPING ONLINE

The Games Workshop Online Store is open 24 hours a day, seven days a week.

Get exactly what you want, when you want it.

- HUGE RANGE
- SECURE
- EASY TO USE
- OPEN 24 HOURS

SEARCH FUNCTION  
NAVIGATION BAR  
SHOPPING CART

UK ONLINE STORE | WARHAMMER 40,000 | THE LORD OF THE RINGS | SPECIALIST GAMES | HOBBY | WHITE DWARF | GAMES WORKSHOP

Advance Orders | New Releases | Terms and Conditions | Help | Checkout

Search:

Shopping Cart: Welcome Guest (Log Out)  
View Your Cart  
Items: 000  
Value: £.00  
Postage: N/A

**Dwarfs**

"...For we are the sons of Grungi, alone we are rocks, united we stand with the strength of a mountain." - King Alrik at the defence of Karak Him.

Click below for our archived Dwarf Classics and Collectors models

[Classics and Collectors](#)

**Advance Order — Dwarf Army Bundle**

Price: £112.00  
Release: 28/12/2005  
Part Code: WEB012

Unfortunately the Dwarf Army deal has sold out, so we have put together a suggested Dwarf Army bundle. Perfect for any budding Dwarf general, this bundle gives you 2 Dwarf Battalions and the Dwarf Army book, all released on December the 28th. In total this bundle gives you 48 Warriors (Longbeards or Warriors), 32 Missile troops (Guerrillers or Thunderers) and 2 Cannons or Organ Guns.

[More Information](#) [Add to Cart](#)

**Advance Order — Dwarf Lord with Winged Helm (Direct Sales Only)**

Price: £6.00  
Release: 21/11/2005  
Part Code: 9947020511301

When battle is joined it is the Lords and Thanes, with their finely crafted armour and rune-inscribed weapons who seek out the enemy's most powerful combatants, matching bestial fury or dark magic with courage, honour and honest steel.

[More Information](#) [Add to Cart](#)

**LIST OF CATEGORIES**

- Getting Started
- Beasts of Chaos
- Brettonia
- Dark Elves
- Dwarfs
- Dogs of War
- Empires
- High Elves
- Hordes of Chaos
- Lizardmen
- Dark Kinfolms
- Orcs & Goblins
- Skaven
- Tomb Kings
- Vampire Counts
- Wood Elves
- Monsters and Dragons
- Siege
- Books

**DETAILED PRODUCT DESCRIPTIONS**

**HELPFUL AND ESSENTIAL PRODUCTS**



+++DIRECT EXCLUSIVE+++  
DWARF LORD WITH GREAT WEAPON 1  
9947020511301 £6.00



+++DIRECT EXCLUSIVE+++  
DWARF LORD WITH GREAT WEAPON 2  
9947020511302 £6.00



+++DIRECT EXCLUSIVE+++  
SKAVEN WARLORD 1  
9947020607402 £6.00



+++DIRECT EXCLUSIVE+++  
SKAVEN WARLORD 2  
9947020607403 £6.00



+++DIRECT EXCLUSIVE+++  
ETERNAL GUARD CHAMPION  
9947020405507 £4.00



+++DIRECT EXCLUSIVE+++  
WARDANCER 1  
9947020405907 £4.00



+++DIRECT EXCLUSIVE+++  
WARDANCER 2  
9947020405908 £4.00



+++DIRECT EXCLUSIVE+++  
WARDANCER 4  
9947020406904 £4.00



# COLLECTORS' GUIDES

Indepth catalogues showing the entire range of miniatures for each range.

- Full range
- Components
- Direct exclusives
- Golden Demon winners
- Army showcases
- Conversion showcases

Now available from your local Games Workshop Hobby Centre:

## Warhammer 40,000 Collectors' Guides


- Chaos Space Marines
- Eldar & Dark Eldar
- Orks
- Space Marines
- Tau & Necrons
- Tyranids

## Warhammer Collectors' Guides


- Bretonnians
- Chaos
- Dwarfs
- Empire
- Lizardmen
- Monsters & Mercenaries
- Orcs & Goblins
- Skaven
- Undead

## Catalogues

- The Specialist Games Catalogue
- 2006 Catalogue



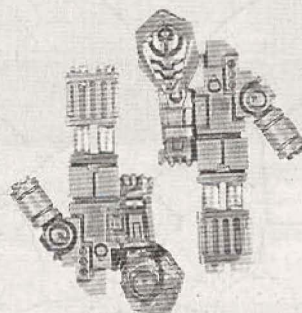
COMING SOON!



# NEW COMPONENTS!

THE DYNAMIC TAU EMPIRE EXPANDS FURTHER!


- Tau Crisis Battlesuit Commander
- Tau Sniper Drone Team
- Tau Vespene Stingwings
- Tau Aun' Va – Master of the Undying Spirit
- Tau Commander Shadowsun
- Tau Pathfinders with rail rifles
- Tau Ethereal caste
- Thorgrim Grudgebearer



SHADOWSUN ARMS  
9947011301703 £4.00



SHADOWSUN BODY  
9947011301701 £6.00




SHADOWSUN DRONE PART  
9947011301704 £2.00



SHADOWSUN HEAD SPRUE  
9947011301702 £2.00




COMMANDER AIRBURST  
9947011301605 £5.00




SHADOWSUN PACK  
9947011301706 £1.50



COMMANDER HEAD 1  
9947011301601 £1.50



COMMANDER HEAD SPRUE 2  
9947011301602 £1.50



COMMANDER SPRUE  
9947011301604 £2.00



ETHEREAL 1  
9947011302601 £6.00



ETHEREAL 2  
9947011302602 £6.00



ETHEREAL 3  
9947011302603 £6.00

TO FIND THE ENTIRE TAU RANGE AT THE ONLINE

Pictures for illustrative purposes only. Product contents may vary. Products sold unpainted and unassembled. Certain Citadel products may be dangerous if used incorrectly. Prices correct at time of going to press, please contact us for current availability and prices. Prices quoted are for products sold by Games Workshop through its own stores, catalogue or website. Independent retailers are responsible for determining their own prices.






**AUN' VA GUARD 1**  
9947011301802 £6.00




**AUN' VA GUARD 2**  
9947011301801 £6.00



**AUN' VA STAFF**  
9947011301807 £3.00



**AUN' VA BASE**  
9947011301803 £3.00




**SNIPER CONTROLLER SPRUE**  
9947011301503 £0.60




**AUN' VA CHAIR**  
9947011301805 £2.00



**SNIPER BODY**  
9947011301501 £2.50



**SNIPER DRONE SPRUE**  
9947011301502 £3.00



**SNIPER GUN SPRUE**  
9947011301504 £2.00



**VESPID LEADER BODY**  
9947011301901 £4.00



**VESPID BODY 2**  
9947011301902 £3.00



### TAU VESPID STINGWINGS

All Tau Vespid Stingwing models are supplied with heads and wings as appropriate.



**VESPID BODY 3**  
9947011301903 £3.00



**VESPID BODY 4**  
9947011301904 £3.00



**VESPID BODY 5**  
9947011301905 £3.00



**STORE LOG ON TO: [WWW.GAMES-WORKSHOP.CO.UK/STORE/TAU](http://WWW.GAMES-WORKSHOP.CO.UK/STORE/TAU)**




NEW COMPONENTS:

# TAU PATHFINDERS



PATHFINDER WITH RAIL RIFLE 1  
9947011302001 £3.00



PATHFINDER WITH RAIL RIFLE 2  
9947011302002 £3.00



PATHFINDER WITH RAIL RIFLE 3  
9947011302003 £3.00

NEW COMPONENTS:

# THORGRIM GRUDGEBEARER



THORGRIM SEAT BACK  
9947020510502 £3.00



THORGRIM BEARER 2  
9947020510509 £2.50




THORGRIM BEARER 4  
9947020510508 £2.50



THORGRIM BEARER 1  
9947020510507 £2.50



THORGRIM BOOK  
9947020510506 £1.25



THORGRIM BEARER 3  
9947020510510 £2.50

ADVANCE ORDER:

# THE WHITE COUNCIL



*Saruman*



*Cirdan*



*Glorfindel*



*Thranduil*



*Galadriel*



*Erestor*

WHITE COUNCIL  
99111499058 £20.00

[WWW.GAMES-WORKSHOP.CO.UK/STORE](http://WWW.GAMES-WORKSHOP.CO.UK/STORE)



# ADVANCE ORDER NOW!

## CAN'T WAIT TO GET YOUR HANDS ON THE LATEST RELEASES?

- Get the latest products and models for your armies on the day of release, delivered to your door, with our Advance Order service, via the Online Store, by calling Direct or by post.
- Choose from loads of models and products not yet released in our Hobby Centres.
- Postage for Advance Orders is only £2\*, so you can afford to get more models for your money.

## THE LORD OF THE RINGS STRATEGY BATTLE GAME


### FALL OF THE NECROMANCER



CASTELLANS OF DOL GULDUR  
99061466024 £7.00



SAURON THE NECROMANCER  
99111464103 £15.00



FALL OF THE NECROMANCER  
60041499015 £8.00



WOOD ELF SENTINELS  
99061463027 £6.00



WOOD ELVES  
99121499015 £15 (for 24 plastic models)

### ADVANCE ORDER FROM 18TH MARCH

(released 29th April)

- Tyranid Lictor – Death Leaper £15
- Tyranid Biovore .....£12
- Vostroyan platoon .....£50

### ADVANCE ORDER FROM 25TH MARCH

(released 6th May)

- Fall of the Necromancer .....£8
- Wood Elves .....£15
- Castellans of Dol Guldur .....£7
- Giant Spiders .....£6
- The White Council .....£20
- Wood Elf Command .....£6

### ADVANCE ORDER FROM 1ST APRIL

(released 13th May)

- Imperial City .....£100

### ADVANCE ORDER FROM 8TH APRIL

(released 20th May)

- Giant Bats .....£5
- LOTR Collectors' Guide .....£6

### ADVANCE ORDER FROM 15TH APRIL

(released 27th May)

- Sauron the Necromancer .....£15
- Wood Elf Sentinels .....£6
- Spider Queen and Swarms .....£15
- Elf Command .....£6
- Wild Warg Chieftain .....£6

### ADVANCE ORDER FROM 22ND APRIL

(released 3rd June)

- Cities of Death .....£12
- Cities of Death boxed set .....£40
- Urban barricades and walls .....£12
- Basilica Administratum .....£15
- Imperial Sector .....£15

\*£2 postage only applies to Advance Order products being delivered to addresses in the UK or Ireland. Orders including Advance Order products will be held until the last available product is released.



# FUEL FOR THE FURNACE

Your mighty missives as read by Grombrindal himself!

## GROMBRINDAL'S PICK OF THE MONTH

Please find enclosed a photograph from the Evening Standard hoarding, on the corner of Oxford/Regent Street. Imagine our surprise when, at the height of the Storm of Chaos, it appeared the Evening Standard may have been running it's own special reports.

Nigel Bye.

! - Owen



### Missing Kill-Team?

I was reading through the Kill-Team Nemesis article in WD310, when I noticed that the nemesis weapon options didn't cover the Imperial Guard!

Greg Wass.

You can find the update on the UK WD message board online: [www.games-workshop.co.uk/whitedwarf](http://www.games-workshop.co.uk/whitedwarf) - Owen




### WHISPERS FROM THE WARP...

**Mr M Brewer...** use as a 'counts as', just don't have the 5+ Invulnerable. **Alec Horan...** hope you liked the mag. **Pippa Cooper...** can you please get in touch. **Jamie Gilmour...** that's a lot of Tyranids, and that poor Guardian! **Philip Thorogood...** thanks for all the scenario ideas, I've passed them on. **Dominic Knight...** 28mm. **Dan Mountain...** all in good time! **Mark Paterson...** not anytime soon. **Will Colgate...** just use Steel Legion with painted skulls or modelled on skulls from Empire shield bosses. **Luke Courtney...** I would assume, yes. **Raymond van den Hoek...** some models can only be attacked by magical weapons. **Mac Vurrich...** we are now on the Clubs and Community pages. **Robert Holliday...** yes! **Stephen Bailey...** should be out now. **Adam Calver...** if we see a good one, we'll do it. **Jon Younie...** added to ideas list. **Jack Walker...** we don't do those. **Ashley...** hope you enjoyed the Dark Eldar batrep in 311! **Lord Malachi...** see Index Astartes articles. **Patrick Nilsson...** shallow dream no, it's our website. **Dan Bradley...** no, but Mordheim is just as good. **Francis Bridge...** hope you found a Gaming Club in Switzerland. **Gazzmaster14...** in WD314. **Adam Watts...** please call our Hobby Specialists. **Axel Lindmarker...** hello there Sweden! **Matthew Greene...** Guy's ego has now been enlarged re: his Imperial Guard. **Greig Sturges...** hopefully this has been re-addressed in 311 and online. **Michael Duxbury...** all in good time.

## Grombrindal's Gallery

This month we introduce a mini-feature to Fuel for the Furnace, Grombrindal's Gallery. So, if you've got a cool army and can take a good picture, send it in and you might find yourself on these pages!



### BRAZEN CLAWS

Chris Widenbar sent us some pictures of his Brazen Claws Space Marines which I thought were nice and worthy of display. Chris has provided multiple angles of his Sergeant (top left), Tactical Squad Trooper (top right) and Assault Marine (bottom right) - Owen.

### A Grudge too far...

When I had just finished reading last month's White Dwarf (311) I put it down on the table and noticed the Dwarf runes on the back. Instead of counting down the hours until I got the new Dwarf Army boxed set (I can't wait), I thought I would decode it. To me it read "never forget a geudge". I was wondering whether it is me who had made the mistake, or is it you?

Robert Simpson.

It is most certainly us and you are not the only one to have written in about this! I'd like to say we did it on purpose to see how many true Dwarf fans out there noticed, but then I'd be lying - Owen

### Cool Conversion

Do you like my conversion of a Tyranid Hunter with heavy bolter, loading a hellfire shell?

Yes! - Owen





## WHITE DWARF PAINT STATION

What the team are painting this month.




Owen Rees

get my models painted on time.

**Owen:** I am on the cusp of attending the Warhammer 40,000 Doubles event this month and hobbling feverishly to

Me, and Doubles partner Jonathan Carter, are defending our Best Army award which we won last year. We're taking the same forces, Witch Hunters and Sisters of Battle, but with new models added. I'll let you know how we got on next month, but for now here is the Inquisitorial Rhino I'll be taking along to the tournament.



Rik Turner

accrue a hoard of wealth which I

**Rik:** As the White Dwarf Mordheim campaign continues frantically, I have managed to stay alive long enough to

plan to spend on Hired Swords and equipment for the last game!

Top of my shopping list is an Ogre Bodyguard; three times the height of my Dwarfs and lending some brute muscle to my warband. At 80 gold crowns, however, hopefully there's enough left for equipment, or maybe to hire a Pit Fighter...



Meanwhile, Rik's Blood Ravens receive Inquisitorial support with these, the first members of his Daemonhunter's retinue.



Nick Kyme

painting a whole host of Hired Swords this month. An Ogre, Trollslayer, Pit Fighter and Halfling Scout, even the infamous Johann the Knife, have all pledged their blades to the 'Mordant Men' and it's been wholly satisfying to watch my warband grow.

**Nick:** Thanks to my victories in the Mordheim campaign and in light of the imminent final showdown game, I've been

I've been so inspired that I've painted a couple of extra hirelings, too. Even if I don't get to use them in Mordheim, they'll be a great addition to my Empire army or as Dogs of War. I guess that's a great strength of games like Mordheim; they compliment your existing big armies and add an extra dimension to them.

If you've never tried Mordheim, give it a go, you'll be surprised at the possibilities and versatility...

*Some new Hired Swords for Nick's Mordheim games; a Marksman (who could also double up as a Bounty Hunter) and a Pit Fighter (represented by the Dogs of War, Lorenzo Lupo model).*



Christian Byrne

now!), the final model will be the centrepiece, a Prince riding a Griffon. This project has required a lot of patience and Green Stuff. My Warhammer Chaos army is

**Christian:** I am still plugging away at a variety of projects. The High Elf army is nearly completed (3,000 points

creeping slowly towards 4,000 points as extra models slowly bulk out existing units.

Last month I showed the first part of a squad of revamped Black Legion Chaos Space Marines. They are now joined by the second half. This project is coming along quickly (it should do, the models are pretty much painted already) and I hope to have the whole army redone by July. Until next month!



As promised, even more Black Legionnaires from the Byrax stable.




# THE LORD OF THE RINGS STRATEGY BATTLE GAME

Command the hosts of the powerful Necromancer, or take up the banner of the Wood Elves and White Council and do battle beneath the corrupted boughs of Mirkwood!

# COMING NEXT MONTH!

**FREE!**



## The Fall of Medusa V

Free 32-page booklet!

**NEW!**




## The Vostroyan Firstborn

Elite Imperial Guard from a world with a terrible secret

**WHITE DWARF 317  
ON SALE 28TH APRIL**

**PLUS**

**PAINTING GIANTS • MODELLING TAU BATTLESUITS  
COLLECTING VOSTROYANS • THE FALL OF MEDUSA V**




**NEW!**

48 page sourcebook detailing the environs of Mirkwood, its denizens and the war against Sauron beneath the trees

**NEW!**

Bats  
Metal Spiders  
Spider Queen  
Necromancer  
Plastic Wood Elves  
and many more models!



Bat swarm



The Spider Queen




The Necromancer



# THE LORD OF THE RINGS

STRATEGY BATTLE GAME™

## FALL OF THE NECROMANCER



Next Month