

WARHAMMER NEW CATAclysm SPELLS FOR STORM OF MAGIC

WHITE DWARF

WD389 May 2012

GAMES WORKSHOP'S MONTHLY MAGAZINE



NECRONS

WARHAMMER

STORM OF MAGIC

HOW TO PAINT
CITADEL
MINIATURES





Eldar from Craftworld Alaitoc inadvertently wake a Necron Tomb World.

++ Long-range augury ++

INTRUDER

KNOW THAT YOUR FLEET NOW ORBITS A WORLD UPON WHICH YOU HAVE NO CLAIM. AKYNATOS IS THE PROPERTY OF THE SAUTEKH DYNASTY, RULED BY HIS IMMORTAL MAJESTY IMOTEKH OF MANDRAGORA. THERE IS NO ROOM IN ITS BARREN HEART FOR ANY OTHER LIEGE.

THIS IS FORBIDDEN GROUND, AND THE PUNISHMENT FOR TRESPASS IS DEATH. THUS IS OUR JUDGEMENT, AND THUS IS YOUR DOOM.

YET BY ANCIENT CODE OF BATTLE ARE WE FORCED TO EXTEND THIS OFFER: DEPART, AND YOU MAY YET LIVE LONG AND FULFILLED LIVES Ere OUR EMISSARIES FIND YOU ONCE AGAIN. REMAIN, UNBIDDEN AND UNWANTED, AND YOU WILL SUFFER SUCH AGONIES THAT EVEN YOUR GILDED DEITY WILL TURN HIS GAZE ASIDE IN HORROR AT YOUR PLIGHT.

CHOOSE YOUR FATE, AND CHOOSE IT WISELY. DIE TODAY, CLOAKED IN HUBRIS, OR DIE YEARS HENCE, BEARING THE COWARD'S MANTLE. WE CARE NOT.

ACCEPT YOUR FATE.

++ Geostationary orbit established above planet designated Akynatos. Explorer surveys detect ruins of ancient tenos origin. Scanning now. Multiple energy spikes detected of unknown origin. Incoming transmission on screen. Xenos bio-code infiltrating systems. Shut down disabled. ++



Intruder beware, indeed. I'd heed the warning on the previous page well, for this month the Tomb Worlds teem with mechanical life as the Necrons receive fresh reinforcements from the revivification chamber. There's some great stuff too, including my personal favourite, the awesome Triarch Stalker.

If you cast your minds back to November, you'll recall that me and Simon had a whale of a good time battling the Necrons in the battle report. Well, 6 months later Simon's still fighting the good fight, but I was so impressed by the amount of firepower the Necron army could put out (and it really is a lot, I can tell you) that I've gone and joined the other side with a Necron army of my own. When in Solemnace, and all that.

My main motivation (thoughts of firepower aside) was the Studio's latest campaign, which sees the Nihilakh Dynasty invading the beleaguered world of Tanrak. Rather than leading the invasion himself, Mat Ward took on games-mastering duties and you can read how the campaign went later in this issue. It's been great fun so far, although I do fear that us Necrons may be slightly undone by the sheer tactical might of the enemy commanders arrayed against us. But where's the fun if it's easy?

Mat's not just written about the goings on of the campaign either, for over the course of the campaign he came up with a host of additional rules. From fun new scenarios to Necron datasheets for the Apocalypse game we ended the first turn with, hopefully you'll find something to use in your own games too!

Following on from last month's launch of the new paints, we're continuing our coverage with even more painting articles. We've got the second part of our extensive Citadel Miniatures Painting Guide and a comprehensive guide to painting the state troops of the many provinces of the Empire. There's even an Army Project from Chris Peach to show you how to paint your own Necrons belonging to the Nihilakh Dynasty.

Finally, we've got something of a treat for all you Warhammer players. Mat Ward has been very busy this month, and presents the first Tome of Battle – a complete supplement for Storm of Magic. Whilst centred around war between the Colleges of Magic, it's got something for everyone in the form of new Cataclysm spells, Sorcerous Brands, a new scenario and even more.

Well, between four new scenarios, plenty of new painting guides and loads of new rules, that should keep you busy until next month!

Andrew Kenrick, Editor



White Dwarf: Phil Cowey, Simon Grant, Andrew Kenrick, Andy Hall, Matthew Hutson, Jim Shardlow, Kris Shield. **UK Team:** Rik Turner, Louise Wolstenholme
Contributors: Dave Andrews, Nick Bayton, Steve Bowerman, John Bracken, Robin Cruddace, Jon Flindall, Zak Gucklhorn, Matthew Hobday, Jervis Johnson, Andy Keddie, Phil Kelly, Mark Latham, Glenn More, Chad Mierzwa, Chris Peach, Duncan Rhodes, Adam Snook, Adam Troke, Jeremy Vetock, Sarah Wallen, Lise Ward, Matthew Ward.
Citadel Design Team: Mike Anderson, Giorgio Bassani, Samir Battistotti, Steve Buddle, Trish Carden, Juan Diaz, Martin Footitt, Michael Fores, Colin Grayson, Jes Goodwin, Mark Harrison, Alex Hedström, Nick Ho, Matt Holland, Israel Laborda, Neil Langdown, Darren Latham, Aragorn Marks, Aly Morrison, Brian Nelson, Gavin Newton, Oliver Norman, Seb Perbet, Alan Perry, Michael Perry, Edgar Ramos, Dale Stringer, Dave Thomas, Tom Walton.
'Eavy Metal: Simon Adams, Neil Green, David Heathfield, Matt Kennedy, Kornel Kozak, Joe Tomaszewski, Anja Wettergren, Tom Winstone.
Art: John Blanche, Alex Boyd, Kevin Chin, Paul Dainton, Mark Holmes, David Gallagher, Neil Hodgson, Nuala Kinrade, John Michelbach, Pedro Nuñez.

CONTENTS

COVER: CANOPTEK WRAITH BY PAUL DAINTON

NEW RELEASES

4

NEWS

18

ARMY PROJECT: NECRONS (SEE RIGHT)

24

TOMB WORLDS UNLEASHED

32

We showcase the latest reinforcements for the Necrons and Codex author Mat Ward offers some tactical tips and insights about how to use them on the battlefield.

HOW TO PAINT CITADEL MINIATURES PART TWO

41

In the second part of our comprehensive painting guide, the Hobby Team show us how to paint everything from Dark Eldar Kabalite armour to the rotting flesh of a Crypt Ghoul.

COLOURS OF THE EMPIRE

47

Each of the Empire's provinces maintains its own standing army of state troops, all of whom proudly wear their state colours. In this article we show you how to paint them all!

UNIFORMS & HERALDRY OF THE EMPIRE: DEMIGRYPH KNIGHTS

54

Neil Hodgson and Robin Cruddace present an extra chapter for the Uniforms & Heraldry of the Empire, exploring the various Knightly Orders that ride to battle atop fearsome Demigryphs.

TOME OF BATTLE: NIGHT OF A THOUSAND ARCADE DUELS (SEE RIGHT)

59

STANDARD BEARER

72

In this month's column, Jervis Johnson tackles the thorny subject that is the art of compromise, taking the all-too reasonable stance that we should all just get along.

THE BATTLE FOR TANRAK

74

War has come to the Imperial world of Tanrak in the guise of the Nihilakh Dynasty in our new White Dwarf campaign. We provide a host of new rules, scenarios and datasheets too.

A TALE OF FOUR GAMERS

94

Who will be crowned The Lord of the Rings? Find out in the final part of A Tale of Four Gamers as our plucky hobbyists paint a centrepiece and play a huge game to determine the winner.

DEATH WORLDS SCENERY SHOWCASE

100

To accompany the new Death Worlds Battle Missions in last month's White Dwarf, Chad Mierzwa made two great scenery sets. We take a closer look at the finished pieces.

YOUR LOCAL STORE

112

FEATURED THIS MONTH:



Army painter Chris Peach returns to his Necron army, showing us how to paint models from the Nihilakh Dynasty.



Magical mayhem descends upon the Empire, complete with a new scenario, spells and artefacts for Storm of Magic.

Copyright © Games Workshop Limited 2012 excepting all materials pertaining to the New Line theatrical productions: The Lord of the Rings: The Fellowship of the Ring, The Lord of the Rings: The Two Towers, and The Lord of the Rings: The Return of the King which are © 2012 New Line Productions, Inc. All rights reserved. The Lord of the Rings: The Fellowship of the Ring, The Lord of the Rings: The Two Towers, The Lord of the Rings: The Return of the King and the names of the characters, items, events and places therein are trademarks of The Saul Zaentz Company d/b/a Middle-earth Enterprises under license to New Line Productions, Inc. All Rights Reserved. Games Workshop, the Games Workshop logo, 'Eavy Metal, Citadel' and the Citadel device are either ®, TM and/or © Games Workshop Ltd 2000-2012, variably registered in the UK and other countries around the world. All Rights Reserved.

Games Workshop, the Games Workshop logo, GW, Citadel, the Citadel device, Citadel Finecast, Warhammer, Warhammer logo, Warhammer Armies, The Game of Fantasy Battles, the twin-tailed comet device, Warhammer 40,000, the Warhammer 40,000 logo, 40K, 40,000, the double-headed eagle/Aquila design, White Dwarf and all associated marks, logos, names, places, characters, creatures, races and race insignia, illustrations and images from the Warhammer world and Warhammer 40,000 universe are either ®, TM and/or © Games Workshop Ltd 2000-2012 variably registered around the world. All Rights Reserved.

SUBMISSIONS All material submitted to us for publication is only accepted on the assumption that the copyright in it is, by the very act of submission, unconditionally assigned by the author as beneficial owner and with full title guaranteed to Games Workshop Limited. We also retain the right to edit and/or amend all material as we see fit. So, if you do not wish to assign copyright in this way, please do not send us your submission. We're afraid we cannot work in any other way! Full details of our submissions policy can be found on the legal section of our website at: <http://www.games-workshop.com>

CORRESPONDENCE We welcome comments about White Dwarf, Games Workshop games and Citadel miniatures. All letters except subscriptions and Mail Order should be addressed to: White Dwarf, Games Workshop, Willow Road, Lenton, Nottingham NG7 2WS.

Please mark your envelope clearly with the name of the game you are writing to us about. If you want a reply you must enclose a self-addressed stamped envelope (overseas readers should include IRCs). We receive an enormous amount of mail. We do read every letter but it may take a little time for us to reply to you, so please be patient!

You can find Games Workshop on the World Wide Web at the following internet address:

www.games-workshop.com



Product Code: 60249999389
N: 0265-8712 05

Customer Services

Tel: (0044) 0115 91 40000
Fax: (0044) 0115 916 8044
www.games-workshop.com

Forge World

www.forgeworld.co.uk
Tel: (0044) 0115 916 8177
Fax: (0044) 0115 916 8044

The Black Library

www.blacklibrary.com

Games Workshop Limited

Willow Road, Lenton
Nottingham
NG7 2WS

Registered in England and Wales
- Company No. 01467092.

Please be aware that Games Workshop products are usually sold unpainted and unassembled and the contents of any products may vary from those shown herein (for example, any banners shown may not necessarily be included). Pictures are used for illustrative purposes only. In accordance with national laws, Games Workshop is prohibited from selling spray paints and bladed equipment to certain age groups. Further, certain Citadel products may be dangerous if used incorrectly and Games Workshop does not recommend them for use by children under the age of 16 without adult supervision. Whatever your age, be careful when using glues, bladed equipment and sprays and make sure that you read and follow the instructions on the packaging. Prices correct at time of going to press. Customers are advised to contact Games Workshop for current availability and current Games Workshop prices. Prices quoted are for products sold by Games Workshop through its own stores, catalogue or website. Independent retailers are responsible for determining their own prices.

NEW RELEASES

WARHAMMER
40,000

NECRONS




NEW RELEASES

The Necron Tomb Worlds have unleashed their denizens once more. Silent Canoptek guardians, huge stalking walkers and infamous characters all join the Necron ranks this month.

ADVANCE ORDER


You can advance order all new releases seven days before launch.

Advance order by Sunday April 29th to guarantee your Necron orders being available to collect on **Saturday May 5th** from your local Hobby Centre.



TRIARCH STALKER

Often found in the vanguard of a Necron assault, Triarch Stalkers are scuttling weapons platforms that use their advanced targeting relays to ensure the death of even the toughest foe. This multi-part plastic kit builds one such machine.



Triarch Stalkers may be armed with any of three ranged weapon options. This model has been equipped with twin-linked heavy gauss cannons.

The Triarch Stalker is a multi-part plastic kit that creates a 4.5" high mechanical construct. The Triarch Stalker is armed with a choice of powerful, ranged weapon systems, all three of which are included on the frame: the tank-busting twin-linked heavy gauss cannon; the particle shredder, a powerful area-of-effect weapon; and the dual-purpose heat ray, which may be fired with a focused or dispersed beam to wildly different effects. The pair of ball and socket joints in the front legs are both posable too.

As with all the Necron machines of war, the Triarch Stalker is centred around a large spherical reactor core at its heart, atop which the pilot's command pulpit sits. Similar power sources, though smaller in scale, are also evident, powering its weapon systems, limbs and sensor arrays.



A Triarch Stalker is piloted by a high-ranking Triarch Praetorian.




All Necron war machines are controlled from highly advanced guidance consoles.

Pictures for illustrative purposes only. Product contents may vary. Products sold unpainted and unassembled. Certain Citadel products may be dangerous if used incorrectly. Prices correct at time of going to press, please contact us for current availability and prices. Prices quoted are for products sold by Games Workshop through its own stores, catalogue or website. Independent retailers are responsible for determining their own prices.

This Triarch Stalker is armed with a heat ray, which has a choice of two fire modes – focused or dispersed.

TURN TO PAGE
24 TO SEE
ANOTHER WAY
TO PAINT THIS
MODEL.



The Triarch Stalker may be upgraded to carry an underslung particle shredder.

MULTI
PART
PLASTIC
KIT

CITADEL

PAINTING GREEN ARMOUR



NECRON TRIARCH STALKER £28.50
Product code: 99120110021
Sculpted by Dave Thomas and Dale Stringer.
£37, 290dkr, 340ski, 310nkr, 290rmb, 143zl

ON SALE MAY 5TH

Pictures for illustrative purposes only. Product contents may vary. Products sold unpainted and unassembled. Certain Citadel products may be dangerous if used incorrectly. Prices correct at time of going to press, please contact us for current availability and prices. Prices quoted are for products sold by Games Workshop through its own stores, catalogue or website. Independent retailers are responsible for determining their own prices.

TOMB BLADES

The eyes and ears of a Necron Overlord, squadrons of Tomb Blades can often be found roving ahead of the main army, scouting and ambushing the enemy at every turn. The Tomb Blades kit contains three of these heavily armed assault craft.

This multi-part plastic kit makes three Tomb Blades, a Fast Attack choice for the Necron army. A single squadron can include up to five of these rapid-assault craft. The parts to equip all three of the Tomb Blades with your preferred choice of weapon option are included in the kit. These range from the explosive particle beamers to a twin-linked

pair of tesla carbines or gauss blasters. The frame also includes some additional components to represent the optional upgrades – nebuloscopes, shadowlooms and shield vanes. The chassis, weapons and wargear options can be assembled in a number of different configurations, dramatically changing the look of the models.



Tomb Blade with particle beamer



Tomb Blade with twin-linked gauss blasters



Particle beamers are optional weapon upgrades that unleash powerful blasts.



The Tomb Blade pilots interface directly with their machines and utilise advanced targeting systems.




Tomb Blades may be armed with twin-linked gauss blasters for a fearsome array of firepower.




Shield vanes are armoured panels that provide Tomb Blades with an improved armour save.

Pictures for illustrative purposes only. Product contents may vary. Products sold unpainted and unassembled. Certain Citadel products may be dangerous if used incorrectly. Prices correct at time of going to press, please contact us for current availability and prices. Prices quoted are for products sold by Games Workshop through its own stores, catalogue or website. Independent retailers are responsible for determining their own prices.



This Tomb Blade has been assembled with a shorter, stockier frame, though there are plenty of other configurations to choose from.



By assembling the Tomb Blade with a longer, sleeker profile – shield vanes to the rear, gauss cannons to the front – the craft will look faster and more agile.



Tomb Blade with twin-linked tesla carbine



Tesla carbines discharge bolts of voltaic energy that can leap from target to target.



The shield vane components can be attached to the Tomb Blades in several different places.

CITADEL PAINTING METAL



☐ Leadbelcher



☐ Nuln Oil



☐ Ironbreaker



☐ Runefang Steel



NECRON TOMB BLADES £24
Product code: 99120110019
Sculpted by Dave Thomas and Dale Stringer.
€32.50, 240dki, 280skr, 260nki, 240rmb, 120zl

ON SALE MAY 5TH

Pictures for illustrative purposes only. Product contents may vary. Products sold unpainted and unassembled. Certain Citadel products may be dangerous if used incorrectly. Prices correct at time of going to press, please contact us for current availability and prices. Prices quoted are for products sold by Games Workshop through its own stores, catalogue or website. Independent retailers are responsible for determining their own prices.

CANOPTEK WRAITHS

Utilising phase shifter technology, Canoptek Wraiths are able to ghost in and out of reality, making them swift and silent hunters on the battlefield. The multi-part plastic Canoptek Wraiths kit includes three of these intangible Necron machines.



Although designed as Tomb World repair drones, Canoptek Wraiths may be upgraded to carry a single underslung weapon in battle – in this case a particle caster.



A spinal sensor array is positioned on the carapace above the Canoptek Wraith's head.



Canoptek Wraith with particle caster




Canoptek Wraith with whip coils

The multi-part plastic Canoptek Wraiths kit provides the Necron army with this month's second new Fast Attack choice. Three models are included in the kit, up to six of which may be selected as a single squad. The kit includes a choice of three serpentine tail options and a trio of different face plates. The Wraiths' forelegs are attached using ball and socket joints and can be freely posed as desired.

Canoptek Wraiths may be upgraded to carry one of two underslung weapons systems – a particle caster or transdimensional beamer – and enough of these weapons are included on the frame to arm all three Wraiths in the kit as desired. In addition, there are enough components to equip each Canoptek Wraith with the debilitating whip coils upgrade.



A network of power sources represent the unfathomable technology of a Canoptek Wraith's dimensional destabilisation matrix.



The phase-shifting claws of a Canoptek Wraith are equally as useful at repairing machinery as slaying intruders.

Pictures for illustrative purposes only. Product contents may vary. Products sold unpainted and unassembled. Certain Citadel products may be dangerous if used incorrectly. Prices correct at time of going to press, please contact us for current availability and prices. Prices quoted are for products sold by Games Workshop through its own stores, catalogue or website. Independent retailers are responsible for determining their own prices.



Canoptek Wraith with transdimensional beamer



Three different Canoptek Wraith heads are included on the frame. Two heads feature cyclopean eyes whilst the third is multi-lensed.



A transdimensional beamer is an uncompromising weapon that utilises Necron technology to exile its target to another dimension.



CITADEL PAINTING POWER SOURCES



☐ Caliban Green



☐ Moot Green



☐ White Scar



☐ Waywatcher Green



NECRON CANOPTEK WRAITHS £28.50

Product code: 99120110020

Sculpted by Dave Thomas and

Tom Walton.

€37, 290dkr, 340skr, 310nkr, 290rmb, 143zl

ON SALE MAY 5TH

Pictures for illustrative purposes only. Product contents may vary. Products sold unpainted and unassembled. Certain Citadel products may be dangerous if used incorrectly. Prices correct at time of going to press, please contact us for current availability and prices. Prices quoted are for products sold by Games Workshop through its own stores, catalogue or website. Independent retailers are responsible for determining their own prices.

CANOPTEK SPYDER

Whilst their Necron masters lay dormant, the responsibility of maintaining the Tomb Worlds fell to the automated Canoptek Spyders and their repair teams of nanoscarabs. This Canoptek Spyder kit includes one of these machines.

This multi-part plastic kit includes one Canoptek Spyder, a Heavy Support choice in the Necron army. Up to three Canoptek Spyders can be fielded as a single choice, each able to spawn a swarm of Canoptek Scarabs every turn from its scarab hive, interior detail for which is modelled beneath

the carapace. Each Canoptek Spyder can be assembled with a twin-linked particle beamer or sensor orb sprouting from its back. A multitude of mechanical blades, hooks and syringes hang from the Canoptek Spyder's insectile torso, representing its fabricator claw array.



The gloom prism option can be attached to its power core.




A Canoptek Spyder may carry a twin-linked particle beamer.




A choice of two different face plates are included on the frame.



The scarab hive is sculpted beneath the Spyder's carapace.



In place of a primary weapon, the Canoptek Spyder can be assembled with a sensor array sprouting from its carapace.



The beetle-like armoured shell of the Canoptek Spyder shields the valuable scarab hive beneath.

MULTI
PART
PLASTIC
KIT



NECRON CANOPTEK SPYDER £20
Product code: 99120110022
Sculpted by Dave Thomas,
Dale Stringer and Tom Walton.
£26, 200dkr, 240skr, 220nkr, 200rmb, 100zl

ON SALE MAY 5TH

Pictures for illustrative purposes only. Product contents may vary. Products sold unpainted and unassembled. Certain Citadel products may be dangerous if used incorrectly. Prices correct at time of going to press, please contact us for current availability and prices. Prices quoted are for products sold by Games Workshop through its own stores, catalogue or website. Independent retailers are responsible for determining their own prices.

There are a number of resin upgrade packs available from the Games Workshop website, enabling you to modify existing kits to make new units or wargear options. Here are two examples, but check online for more.



DESTROYER LORD UPGRADE PACK

The Destroyer Lord Upgrade Pack consists of five resin components that can be added to the Necron Destroyer kit to make a completely new model, an example of which is displayed on the right. The upgrade pack's components consist of an upper torso and segmented augmentation to represent the Destroyer Lord's superior exoskeleton, as well as a choice of two left and right arms. In this way, you can equip your Destroyer Lord with either a staff of light or warscythe, whilst carrying a resurrection orb or clenching its fist with its right hand.



NECRON DESTROYER LORD UPGRADE PACK

Product code: 99800110014
Sculpted by Juan Diaz.
£6, 60dkr, 70skr, 65nkr, 60rmb, 30zf

£6

ON SALE MAY 5TH



HEAVY DESTROYER UPGRADE PACK

If you're looking to add a bit more punch to your squad of Necron Destroyers, then the Heavy Destroyer Upgrade Pack is the perfect solution. This three-piece resin component set enables you to modify a Necron Destroyer kit to make a heavy gauss cannon-wielding Heavy Destroyer instead. The upgrade pack consists of a long gun barrel (with space to fit two of the green rods found in the Destroyer kit), a shoulder fitting and advanced targeting scope.



NECRON HEAVY DESTROYER UPGRADE PACK

Product code: 99800110015
Sculpted by the Citadel Design Team.
£6.50, 50dkr, 60skr, 55nkr, 50rmb, 25zf

£5

ON SALE MAY 5TH



THESE TWO UPGRADE PACKS ARE EXCLUSIVELY AVAILABLE TO ORDER FROM
GAMES-WORKSHOP.COM

Pictures for illustrative purposes only. Product contents may vary. Products sold unpainted and unassembled. Certain Citadel products may be dangerous if used incorrectly. Prices correct at time of going to press, please contact us for current availability and prices. Prices quoted are for products sold by Games Workshop through its own stores, catalogue or website. Independent retailers are responsible for determining their own prices.

CITADEL FINECAST™

Citadel Finecast is Games Workshop's premium range of highly detailed resin miniatures. Some new examples are displayed below, but more and more models are released in Citadel Finecast each month, so check online to keep up to date.

NEMESOR ZAHNDREKH



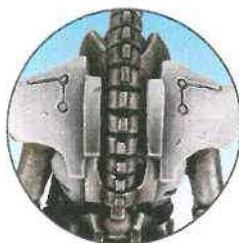
Nemesor Zahndrek is a Necron special character available in Citadel Finecast resin. The model bears an ornate staff of light and his left arm is raised in a sweeping pose as if personally commanding his Necron legions to advance.

CITADEL FINECAST

NEMESOR ZAHNDREKH £11
Product code: 99800110001
Sculpted by Dave Thomas and Steve Buddle.
£15.50, 120dks, 140nkr, 140nkr, 120mb, 60zl

ON SALE MAY 5TH

VARGARD OBYRON



Vargard Obyron is Zahndrek's stoic and loyal bodyguard, and his grim, determined pose beautifully reflects this aspect of his demeanour. Obyron stands in a menacing, implacable stance, both hands firmly clamped around the haft of his enormous warscythe.

CITADEL FINECAST

VARGARD OBYRON £9.50
Product code: 99800110013
Sculpted by Dave Thomas and Steve Buddle.
£13, 100dks, 120skr, 115nkr, 100mb, 50zl

ON SALE MAY 5TH

ILLUMINOR SZERAS

The Citadel Finecast model of Illuminor Szeras depicts the extended carapace and unique mechanical augmentations for which he is famed. Unlike his humanoid Necron peers, Illuminor Szeras has multiple grasping manipulators and walks on four armoured legs. In his left hand, Illuminor Szeras bears the eldritch lance of a plasmancer; in his right, he holds a severed Eldar head – his specimen race of choice – and is probing its mouth with one of his talons.



CITADEL FINECAST

ILLUMINOR SZERAS £13
Product code: 99800110012
Sculpted by Dave Thomas and Aragorn Marks.
£18.50, 140dks, 180skr, 170nkr, 130mb, 65zl

ON SALE MAY 5TH

Pictures for illustrative purposes only. Product contents may vary. Products sold unpainted and unassembled. Certain Citadel products may be dangerous if used incorrectly. Prices correct at time of going to press, please contact us for current availability and prices. Prices quoted are for products sold by Games Workshop through its own stores, catalogue or website. Independent retailers are responsible for determining their own prices.

WARHAMMER®

EMPIRE BATTALION

The lands and city states of the Empire would have long since fallen to darkness were it not for the brave standing armies of state troops and the valiant Knightly Orders that defend their sovereignty from the countless perils both within and without.


Consisting of 20 state troops (that can be assembled as either Spearmen, Swordsmen or Halberdiers), 10 ranged troops (with the option to build Handgunners or Crossbowmen), an artillery piece (either a Great Cannon or a Mortar) with three crew, and a deadly cadre of eight Empire Knights, this box set is a great purchase to start or further reinforce your collection of Sigmar's heirs.

EMPIRE BATTALION £60
Product code: 99120202034
€85, 620dkr, 770skr, 770nkr, 600rmb, 300zl

ON SALE MAY 5TH

MULTI
PART
PLASTIC
KIT

FIND OUT HOW TO PAINT
STATE TROOPS ON PAGE 47.



This is only one way to assemble the Battalion – go online to see another configuration.

Pictures for illustrative purposes only. Product contents may vary. Products sold unpainted and unassembled. Certain Citadel products may be dangerous if used incorrectly. Prices correct at time of going to press, please contact us for current availability and prices. Prices quoted are for products sold by Games Workshop through its own stores, catalogue or website. Independent retailers are responsible for determining their own prices.

GHOSTLY INTERVENTION

Of all the legends of the Imperium one of the strangest is that of the Legion of the Damned. Most bizarre of all are the many corroborated accounts of these otherworldly warriors, their unexpected appearance upon a desperate battlefield, and their sudden and inexplicable disappearance at the battle's end. The account of Ultramarine Chief Librarian Tigurius is the most widely known report of this mystery:

"On the third night of fighting, the Orks took the Great Bastion from us. Despair settled in our hearts, for all hope of rescue was now gone. Of all our company, I counted but thirty-seven living, and of these but twenty five unhurt. An hour before dawn I called the company to prayer and, since our Chaplain was slain, we made our peace with the Emperor in battle fashion.

It was as I raised my eyes from prayer that I saw a strange host where moments before there was nothing but darkness. At first I thought it some connivance of the Orks but, as the host advanced, I realised it was of Space Marines, though not of any Chapter under the Emperor's

sun. Their armour was coloured black and upon it was drawn chilling images of bones and fire; on their helms they bore skulls. As they advanced an eerie glow shrouded them and fire seemed to dance about their feet. Like the bones of men in the torment of purgatory they were, so that they looked more like skeletons than living men. Yet not a sound did they make.

For a while I believed this to be some phantasm, a vision of ancient times, for I had heard the Emperor grants such sights to those of his warriors who face death in his name. But it was not so, for soon the ghostly warriors reached the Orks' battleline, and suddenly the air was full of battle-din, and the Orks were wailing and crying in their terror. We that remained watched the dark Battle-Brothers at their work, and never before or since have I seen fighting such as I witnessed that dawn. Seizing the moment, I regrouped my company, and led them to war. Yet there was little work left for us, for the Orks lacked stomach for the fight. Soon we secured the Great Bastion once more and without further loss. Of the dark brotherhood there was no sign."



This month sees the release of a huge number of Space Marine miniatures in beautifully detailed Citadel Finecast resin. Some of them are displayed below, but there are many more to see, so check online for the full range.



LEGION OF THE DAMNED SQUAD



LEGION OF THE DAMNED SQUAD £25.50
Product code: 99810101067
Sculpted by Juan Diaz, Matt Holland and Neil Langdown.
€33, 250dkr, 310skr, 310nkr, 250rmb, 125zl

ON SALE MAY 19TH

CITADEL FINECAST



CHIEF LIBRARIAN TIGURIUS



CHIEF LIBRARIAN TIGURIUS £11
Product code: 99800101038
Sculpted by Mark Harrison.
€15.50, 120dkr, 140skr, 140nkr, 120rmb, 60zl



ON SALE MAY 19TH

CITADEL FINECAST

DAMNED LEGIONNAIRE WITH MULTI-MELTA



DAMNED LEGIONNAIRE WITH MULTI-MELTA £9.50
Product code: 99800101078
Sculpted by Juan Diaz.
€13, 100dkr, 120skr, 115nkr, 100rmb, 50zl

ON SALE MAY 19TH

CITADEL FINECAST

DAMNED LEGIONNAIRE WITH HEAVY FLAMER



DAMNED LEGIONNAIRE WITH HEAVY FLAMER £9.50
Product code: 99800101079
Sculpted by Juan Diaz.
€13, 100dkr, 120skr, 115nkr, 100rmb, 50zl

ON SALE MAY 19TH

CITADEL FINECAST

FOR THE FULL SPACE MARINE RANGE VISIT GAMES-WORKSHOP.COM

Pictures for illustrative purposes only. Product contents may vary. Products sold unpainted and unassembled. Certain Citadel products may be dangerous if used incorrectly. Prices correct at time of going to press, please contact us for current availability and prices. Prices quoted are for products sold by Games Workshop through its own stores, catalogue or website. Independent retailers are responsible for determining their own prices.

THE BLACK LIBRARY™

BRINGING THE WORLDS OF WARHAMMER AND WARHAMMER 40,000 TO LIFE

Black Library publishes a range of novels, short story anthologies and audio CDs based in the worlds of Warhammer and Warhammer 40,000. The Black Library website is the place to go to read exclusive extracts, interviews with the authors and sneak-peeks of forthcoming releases. The website is also the only place to get limited edition copies of novels and an ever-growing range of digital downloads.

www.blacklibrary.com

LISTEN WHILE YOU PAINT

The clash of steel, the roar of gunfire and the agonised screams of the wounded – what could be a better soundtrack when painting?

Our range of audio dramas let you immerse yourself in the thrill of battle while preparing your armies for war. Featuring voice actors, sound effects and an atmospheric soundtrack, they provide an unmissable listening experience.

Our latest audio drama, Graham McNeill's *Eye of Vengeance*, is released this month. If you're painting an Ultramarines army, there could be no better accompaniment.

There's a wide range to choose from, and you can download them all from blacklibrary.com, or pick up the latest releases on CD in your local Hobby Centre.



Scout Sergeant Telion is the hero in Black Library's latest audio drama, *Eye of Vengeance*.

THIS MONTH:




Scout Sergeant Telion, the Ultramarines' master marksman, leads the defence of the agri-world of Quintarn against a twisted Dark Mechanicum priesthood.

Eye of Vengeance £10
ISBN: 978-1-84970-154-9
€15, 115dkr, 140skr/nkr, 50zł




Talos leads First Claw further down their dark path, until the Eldar of Craftworld Ulthwé foresee a great conflict centred around the Night Lords, and the xenos muster for battle!

Void Stalker £7.99
ISBN: 978-1-84970-148-8
€10.50, 85dkr, 100skr/nkr, 65rmb, 39.95zł



A thousand years after the Age of Sigmar, the Empire is struck by a deadly plague which decimates the population. In its wake, the foul Skaven move to lay claim to the land of men.

Dead Winter £7.99
ISBN: 978-1-84970-150-1
€10.50, 85dkr, 100skr/nkr, 65rmb, 39.95zł



Collected for the first time in a printed volume, the *Architect of Fate* novella series follows the daemonic schemes of Kairos Fateweaver, and his unwitting Space Marine pawns.

Architect of Fate £8.99
ISBN: 978-1-84970-152-5
€12.50, 100dkr, 115skr/nkr, 85rmb, 44.95zł

BLACK LIBRARY WEEKENDER

TICKETS LIMITED
ON SALE NOW

3 R D - 4 T H N O V E M B E R 2 0 1 2

THE BIGGEST BLACK LIBRARY EVENT EVER

Held at the lavish Nottingham Belfry hotel, this two day science fiction and fantasy spectacular is the ultimate weekend getaway for any fan of the Warhammer or Warhammer 40,000 universes.

Meet Dan Abnett, James Swallow, Aaron Dembski-Bowden, Chris Wraight and many more...

AT THE EVENT...

Exclusive products, including:

- A hardback novella
- Two chapbooks
- A Space Marine Battles audio drama, with a collectable cover

Plus tons of activities, including:

- Book signings with every author
- Dozens of seminars
- Evening entertainment including quizzes, competitions and more...

TO FIND OUT MORE AND TO
ORDER YOUR TICKET VISIT:
WWW.BLACKLIBRARY.COM/WEEKENDER



Join us at the Black Library Weekender Facebook page: <http://www.facebook.com/BLWeekender>

GAMES DAY TICKETS: RELEASED SATURDAY 26TH MAY

For those of you who have not yet taken out a White Dwarf subscription and have therefore been able to get your tickets early, the wait is very nearly over, as on Saturday 26th May this year's Games Day Tickets go on general release.

This year's show promises to be the greatest yet as we'll once again be expanding to fill not only the main NEC LG Arena, but also the cavernous space of Hall One – an area so big, you could park four Boeing 747 aeroplanes inside! Of course, the great news is that we'll be using this space to house the Games Day Shop where, once again, you will be able to go around and make all your purchases in one convenient place, from the very latest Citadel miniatures releases to the hugely popular Forge World, Warhammer Forge and Black Library areas.

We also have a number of special surprises in store for you this year that we can't talk about yet, and there will be, a whole host of amazing games, events and activities for you to take part in, not to mention the opportunity to take a good long look at all of the latest projects from the Design Studio.

This truly is a day to immerse yourself in your hobby and meet the people responsible for your favourite miniatures and armies.

Once again, tickets to this year's show are extremely limited, so make sure you don't miss out and order yours today; available from your local Hobby Centre, from Customer Services on 0115 91 40000 and from the Games Workshop website.



THE KORONUS BESTIARY

A myriad of alien races seek to halt Mankind's rightful rule of the galaxy. Can you master these foul creatures and rule the void? The Koronus Bestiary, a supplement for Rogue Trader, is a detailed compendium of deadly beasts, hostile Xenos, unholy Daemons, and other dangers that fill the uncharted regions of the Koronus Expanse. As well as adventure seeds and plot hooks, this comprehensive tome features a host of terrifying foes.



RISING TEMPEST

Rising Tempest is an epic three-part adventure for Deathwatch. As the conflict with the Tau approaches breaking point, Lord Commander Ebongrave seeks allies he can trust. But are Tau sympathisers really manoeuvring among the citizens of the Imperium? When the Tau make a play for dominance that threatens to tip the balance of power, they'll unwittingly endanger the entire Jericho Reach... and only the Space Marines of the Deathwatch can stop them.



We would like to apologise to Karl Richardson for incorrectly attributing the fantastic cover art of March's White Dwarf to Kev Walker rather than Karl. Whilst we normally take every effort to make sure our issues are error free, we suspect that the Shadow in the Warp cast by the Hive Fleet clouded our editor's mind.

THE ULTIMATE BATTLE OF ULTIMATE DESTINY

On Saturday 26th May this year's Games Day tickets go on sale and, in the weeks leading up to its release, you have the unique opportunity to help us decide the theme of this year's Games Day T-shirt!

Each weekend in May your local Hobby Centre is holding a campaign game to which you are invited. Simply bring along your armies and join the fun! Each week, the result of the game will be recorded as either a point for the forces of Good or the forces of Evil.

- Saturday 5th May Warhammer
- Saturday 12th May Warhammer 40,000
- Saturday 19th May The Lord of the Rings Strategy Battle Game

Not only that, but each of you who bring along your army general that you painted in store last month with the new range of Citadel Paints will gain an extra campaign point for your faction, Good or Evil.

“Decide the theme of this year's Games Day T-shirt.”


Each week the results in your Hobby Centre will be posted on the store's Facebook page and we'll be keeping track of the progress as the campaign shifts from the battlefields of the Old World to the futuristic planets of the 41st Millennium and eventually to the lands of Middle-earth.

This amazing campaign concludes in stores on Saturday 26th May when we not only announce the overall winner, but you will also be able to purchase this year's Games Day Ticket.

So, to help make history and have a hand in deciding the theme of this year's Games Day T-shirt, get down to your local Hobby Centre today for all the details and to find out how you can take part!




FRAGMENTS OF POWER



Fragments of Power is the second Battle Pack in the Bloodquest Cycle for Warhammer: Invasion – the Card Game! As the Empire and other forces of Order oppose the servants of Chaos, the greenskin hordes and the cruel Dark Elves, mighty visionaries undertake quests to recover mighty artifacts, hoping their power might turn the tide of battle. This 60-card pack introduces new units, attachments and tactics that provide powerful benefits to your army. New nobles, warriors, priests and creatures arrive to fill your ranks, and quests become more varied than ever. Rise to dominance over the Old World!



THE NIHILAKH DYNASTY



WARHAMMER 40,000





NECRONS OF THE NIHILAKH DYNASTY

Chris Peach has already painted a sizable Necron army belonging to the Nihilakh Dynasty. Here, he explains why he decided to bolster this army and how he painted it.

INSPIRATION

Chris: The image of legions of metal machines marching in silent unison – pausing only to unleash dazzling bursts of weaponry so advanced as to appear almost arcane – has always appealed to me. This faceless menace is a very cool aspect of the Necrons, and one that is epitomised by the Canoptek guardians of the Tomb Worlds. I had already painted a large army of Necrons hailing from the Nihilakh Dynasty, but there were so many awesome new models that I knew I had to expand the army to incorporate the new units that are now available. It was very much a case of using the new miniatures to embellish my original collection, making a cool army even cooler!

I wanted to include as many different options as I could, as this would add plenty of variety to the overall look and feel of the army. I ended up painting three squadrons of Tomb Blades, each equipped with one of the different weapon options. I applied the same logic to my Canoptek Wraiths (I love those models!), with each one given a different weapon option. I knew that by painting so many new miniatures to join the original Nihilakh host, I wouldn't be able to field them all in the same army, but that wasn't as important to me as giving the army lots of units and options to choose from. I could always use them all in a game of Apocalypse if I wanted to (*In fact, Chris did in the battle on page 86! – Ed*). My final additions were the fantastic Triarch Stalker and a pair of Canoptek Spyders to shadow the army's vehicles and make battlefield repairs. I assembled one of these with a twin-linked particle beamer and one without.



Codex: Necrons is the definitive guide to fielding this advanced race of androids in battle, with full army list, bestiary and 'Eavy Metal showcase.



The Lychguard were painted with gold trims to denote their status.



Chris has painted Trazyn the Infinite in the colours of his Nihilakh army.



Chris also painted Illuminator Szereas to fit into his army. Although he still used the same palette of colours, he used far more gold than elsewhere in his army.

PAINTING THE ARMY

I knew right from the start that I wanted to include a Triarch Stalker in the army, especially as I had already painted some Triarch Praetorians for it to go with. It looks really impressive, standing proud amidst the Necron infantry phalanxes it accompanies.

The Triarch Stalker was also a perfect model on which to demonstrate the painting techniques I used throughout the Nihilakh army. Because it is such a big model, each of the techniques used in the rest of the army can be found on it, so once you've painted it you'll have mastered all the techniques to paint the rest of the army.



This Canoptek Spyder was painted in the same way as the Triarch Stalker, as the same techniques can be applied to every other model in the army.



The large flat panels of blue, the green energy source and the metallic areas on this Tomb Blade all use the same techniques as the Triarch Stalker.



Chris undercoated the model with Chaos Black Spray to provide a foundation on which to apply Leadbelcher with the Citadel Spray Gun.

TECHNIQUES

With some of the more complicated Necron kits (such as the Ghost Ark), it may be best to paint it as a set of sub-assemblies before gluing the finished pieces together. In the case of the Triarch Stalker, however, I decided that it could be built in its entirety as I would be able to use a combination of the Citadel Spray Gun and Shades to detail the areas that would be harder to reach with a paint brush. The second point to consider was that much of the model would need to be painted as metal, meaning that a metallic colour was the obvious choice to apply with the Citadel Spray Gun – Leadbelcher, in the case of my Nihilakh army.





As with any model, the first stage after I had finished assembling the Triarch Stalker was to apply an undercoat. I used Chaos Black Spray, as it would provide the best foundation for a metallic basecoat. The next stage was to apply a basecoat of Leadbelcher with the Citadel Spray Gun.



NECRON METALS

* Each of these stages was repeated a second time after the initial coat of Citadel Shade had fully dried.

① SILVER





② GOLD



POWER CELLS & ARMOUR

* Water down Steel Legion Drab and apply as a wash.

③ POWER CELLS



④ TURQUOISE ARMOUR





TRIARCH STALKER

The finished Triarch Stalker looks suitably imposing, with the turquoise armour and gold details contrasting nicely with the darker metal tones of the machine parts. Chris also decided to add some gold to the two endmost armour panels on the legs to break up what would otherwise be a large area of the same colour.



The Triarch Stalker's Praetorian pilot.



The vehicle's command console.



A close-up of the green power sources.



CANOPTER WRAITH

This Canoptek Wraith is another good example of how well the colours that Chris has chosen contrast with each other. The light green of the power cells stands out nicely from the darker shade of the serpentine tail, each segment of which has also been carefully picked out with an edge highlight to add definition.

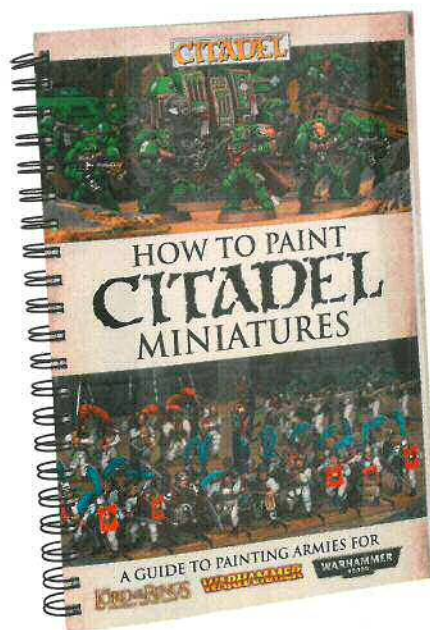


CITADEL

NIHILAKH DYNASTY PAINTING GUIDE

With 145 new paints to choose from, it is important to make sure that you get your hands on the right colours for the job at hand. Displayed below is a convenient reference chart and checklist of every Citadel paint Chris used to paint his Necron Army Project.

ENERGY	SILVER	GOLD	TURQUOISE
Caliban Green	Leadbelcher	Balthasar Gold	Sotek Green
Warpstone Glow	Nuln Oil	Gehenna's Gold	Skink Blue
Biel-Tan Green	Agrax Earthshade	Agrax Earthshade	Tyrant Skull
Moot Green	Runefang Steel	Runefang Steel	Steel Legion Drab
White Scar			Tyrant Skull
Waywatcher Green			Lamenters Yellow



HOW TO PAINT CITADEL MINIATURES

Remember that How to Paint Citadel Miniatures includes all the modelling and painting advice you could ever need, including eight more Army Projects and even a DVD that gives you a painter's eye view of each painting technique being performed first hand.

BASE	Caliban Green	Leadbelcher	Balthasar Gold	Steel Legion Drab	DRY	Skink Blue	Tyrant Skull
LAYER	Warpstone Glow	Gehenna's Gold	Sotek Green	SHADE	Nuln Oil	Agrax Earthshade	Biel-Tan Green
LAYER	Moot Green	Runefang Steel	White Scar	TECHNICAL	Imperial Primer	GLAZE	Waywatcher Green
							Lamenters Yellow

ALL PAINTS £2.30 EACH AVAILABLE NOW IN STORES AND FROM GAMES-WORKSHOP.COM

WARHAMMER
40,000

ARISE AND CONQUER!

The Necron Tomb Worlds are reawakening, preparing to once again sweep across the galaxy bringing more destruction than ever before. With greater strength and numbers than ever before, the Necrons stand ready to re-conquer the galaxy...

IN-STORE THIS MONTH

Begin Your Dynasty Today!

With all the additional fire power released this month, now is a great a time to start your very own Necron dynasty. This is a great opportunity to start a new project and the staff at your local Hobby Centre will be more than happy to offer up plenty of inspiration. So, get down to your local store today to explore a range of ideas for your new Necron army.

Battle Amongst the Stars

Already sided with the Necrons and their lust for immortality? The amazing new models, ranging from the deadly Triarch Stalker to the ghostly Canoptek Wraiths, will add a fantastic new dynamic to your army. Visit your local Hobby Centre to find out how these new models can further expand your army and transform it into a force to be reckoned with.

A Galaxy at War

If the nature of the Necrons thoroughly repulses you, now is the time to defend your worlds against this implacable horde of mechanical life. Your Hobby Centre staff have a wealth of knowledge to aid you in your battles against the Necron forces. So, get down to your local store to find out how you can destroy the Necrons once and for all!

Building the Machines

And, as always, the staff in your local store will be on hand to help you assemble and paint your new Necron miniatures, devise ruthless army lists and lend some tactical advice in the theatre of war amidst a backdrop of enthralling games and exciting scenarios.




FOLLOW YOUR LOCAL STORE ON FACEBOOK AND TWITTER

www.games-workshop.com

WARHAMMER
40,000

TOMB WORLDS UNLEASHED

In this article, Simon Grant and Codex: Necrons author Mat Ward introduce this month's emergent additions to the Necron legions. Honoured Phaerons, heed well these words of wisdom, for they will serve you well.



Codex: Necrons is the definitive guide to collecting and playing games with your Necrons, including all of this month's new releases.

With their unyielding metal bodies and unparalleled mastery of technology, the Necrons were once the masters of the galaxy. But for countless millennia, they have slumbered in the darkest depths of their Tomb Worlds, awaiting the day when they would arise once more to reclaim that which was once theirs. That time has come to pass, more and more Tomb Worlds awaken.

Amidst rank upon rank of Necron Warriors and Immortals march the insectile Triarch Stalkers, their deadly heat rays reducing enemies to molten slag. Canoptek Spydres drift silently forwards, surrounded by buzzing clouds of Scarabs as they emerge from the hives beneath the Spydres' armoured shells. As if appearing from nowhere, squadrons of Tomb Blades and

serpentine Canoptek Wraiths harass the enemy flanks, sowing death and discord as the implacable Necrons advance to slaughter them. The galaxy will learn once again to fear the Necrons as they seek to restore their empire's former glory.

Not only do the Necrons have access to the heavy weaponry and targeting relay of the Triarch Stalker, but they are joined by Scarab-spawning Canoptek Spydres and swift Canoptek Wraiths and Tomb Blades.

Each of these new units will provide you with greater flexibility and can easily drop into a Necron force. But remember the wise words of Illuminor Szeras: 'Superior technology does not guarantee victory unless wielded by a superior being.' And with that in mind, here's Mat with some tactical advice.

A pair of Canoptek Spyders spawn a veritable swarm of Scarabs to overwhelm and consume the foe.



READY, AIM, FIRE!

Mat Ward: The Triarch Stalker is fantastic. Its quantum shielding lends it greater durability than the walkers of other races and with its choice of weaponry, it's able to engage enemy infantry and armour with equal ease.


However, the Stalker's greatest asset is its targeting array. Simply pick the enemy unit that you're most scared of, hit it with your Triarch Stalker, then annihilate it with the rest of your army. [Cue evil chuckle]



TIE THEM DOWN

Mat: When it comes down to a unit with a 3+ invulnerable save, 2 Wounds apiece and the Fearless special rule, one might be forgiven for thinking that Canoptek Wraiths are best used for bogging down and holding up the enemy. And you'd be right! But they also have 4 Rending Attacks on the turn they assault, which,

as any player that regularly fights against Tyranids (and their rending claws) knows, is nothing to be sniffed at. Where Canoptek Wraiths excel beyond this is that they have the staying power that Tyranids so often suffer for after the initial assault. And if you've equipped your Wraiths with whip coils as well, you'll be laughing.



The Ultramarines are hard pressed to repel a combined assault by Canoptek Wraiths and Flayed Ones.





A Triarch Stalker and supporting Tomb Blades obliterate a skulking squad of Long Fangs.



HIT 'EM HARD, HIT 'EM FAST!

Mat: Tomb Blades are really shooty and, with plenty of upgrades to choose from, can be heavily customised to perform a number of different battlefield roles. With their basic Toughness of 5, the addition of shadowlooms (granting them the Stealth special rule) and shield vanes (for a 3+ armour save) will make them surprisingly hard to kill, though this increased durability comes at a cost – double the points in fact. But your basic 20-point Tomb Blades still pack a heavier punch than a Necron Immortal yet also benefit from increased manoeuvrability. And you can always do worse than make them Ballistic Skill 5 for a measly 5 points too!

MASTER OF THE MACHINES


Mat: As well as being a very powerful Cryptek in his own right, Illuminor Szeras comes with the added advantage of hugely enhancing the effectiveness of a single squad of Necron Warriors or Immortals in your army. With that in mind, you should always be looking to include at least one maximum-sized squad of 20 Warriors or 10 Immortals to reap the full benefit of his Mechanical Augmentation.



DOUBLE THE TROUBLE

Mat: As a Necron Overlord, Zahndrekh is a capable fighter, but his main strength is in his ability to augment your units with special abilities whilst countering those of the foe, ruining your enemy's best-laid plans.


Obyron is the fightiest character in the Necron army, quite capable of slaughtering the best that the enemy can throw at you, and even has a built-in veil of darkness to make sure he can get where the fighting is thickest.



Elsewhere this Issue:

- Mat Ward introduces a huge multi-player Necron campaign from page 74.
- Two new Apocalypse Datasheets for the Necrons are featured on pages 88-89.

NECRONS



WARHAMMER
40,000

NECRONS

The Necron range is replete with a huge selection of multi-part plastic kits and finely detailed Citadel Finecast resin miniatures. Many of these units have been displayed below and feature a variety of the different unit and weapon options.

FOR THE FULL NECRON RANGE VISIT THE WEBSITE:
WWW.GAMES-WORKSHOP.COM



CITADEL®

WATER EFFECTS



Citadel Water Effects £15.50
Product code: 99219999028
£22.50, 175dtk, 200skr, 200nkr, 150rmb, 75zl

Drying Time

Water Effects does take a long time to cure and you will need it to be completely dry to avoid any irreparable damage caused by finger prints and the like. The drying time can be anything up to eight hours. As such, it is often best to leave a project overnight to give it the best chance to dry before applying the next layer the following day. However, be sure to leave it on a flat plain so that it dries with a nice level surface.

If you are attempting to make a deeper water feature, you should build it up over several thin layers, making sure each stage is completely dry before starting the next. It is very important to keep each layer of Water Effects no thicker than 2-3mm, or else the fluid will not cure properly. This can mean that your project may take a long time to finish but patience is the key!


Citadel Water Effects is the weapon of choice for creating realistic ponds, puddles, gore-spattered sacrificial pits and a variety of other scenery projects, as explained below.

The Basics

Citadel Water Effects is a thick, viscous fluid that, though cloudy at first, dries to provide a solid layer with a beautiful, clear gloss finish. It is a great way to enhance your models and scenery, allowing you to create realistic looking water. However its uses extend beyond that of merely representing the liquid within a pool, river or lake. With a bit of imagination, Water Effects can be used to create realistic wet mud, toxic spills, freshly spilled blood and even glass, to name but a few such examples.



Details such as frozen icicles are perfect examples of wet-look scenery that will benefit enormously from being painted with a thin layer of Citadel Water Effects.



The alien flora displayed above was painted in a vibrant red colour before being coated with Citadel Water Effects to create a disturbing fleshy look.

Advanced Uses

If you wish to make a deeper water feature, such as a large swamp or pit, you can even add appropriate details between each layer of Water Effects, ranging from sprinkling dried mixed herbs for a pond, to skeletons or bodies beneath the surface of the water. Simply make sure the previous layer is dry, then add a thin film of Water Effects to create a tacky surface that the bits will stick to. This will stop them from moving when you add the rest of the liquid.



Though it may look like a foetid swamp filled with skeletons rising from below the surface, this is actually a highly detailed movement tray!



This boiling blood-filled pit has been modelled using filler embedded with half beads. It was then painted red and coated with Water Effects for a more realistic look.

**FOR THE FULL CITADEL RANGE PLEASE VISIT OUR WEBSITE:
WWW.GAMES-WORKSHOP.COM**

CITADEL MINIATURES PAINTING GUIDE

Last month, the helpful chaps from the Hobby Team showed us how to use the new Citadel paint range to achieve a great look on a selection of armour, skin and robes using a variety of different methods. The second half of this handy guide is presented here.

In April's issue, we unveiled the new Citadel paint range – 145 specially formulated paints – alongside our detailed painting guide, *How to Paint Citadel Miniatures*. Our dedicated army painters, Chris Peach, Duncan Rhodes and Steve Bowerman, have produced a number of painting guides offering some suggestions as to how to use the new paints to great effect on a selection of different miniatures. Last month, we featured the first half of these painting guides, so be sure to grab a copy if you missed out. Over the next few pages, we've displayed the remaining guides showcasing how to paint details ranging from Space Marine armour and Imperial Guard fatigues, to blue Lizardmen skin and rotting Undead flesh. These guides demonstrate how you can use the paints in

a variety of ways, combining them to achieve a multitude of effects using different techniques. However, these are only example colour schemes, so you should feel free to experiment and come up with your own style and preferred synthesis of paints. The colour matrix illustrated on pages 42-43 last issue will help to get you started.

To find out more about the painting techniques used in the quick reference guides, take a look at *How to Paint Citadel Miniatures*. The book also features eight Army Projects, each a complete army painting guide. Last month, we presented a new Army Project – Steve Bowerman's Space Wolves army – whilst Chris Peach's Necron Army Project can be found on page 24 of this issue. Keep your eyes peeled on future issues for more to come.

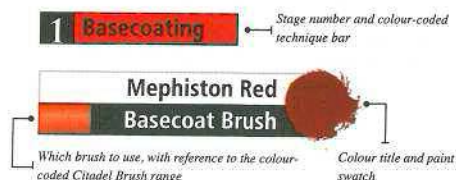
HOW TO PAINT CITADEL MINIATURES

How to Paint Citadel Miniatures explains how to take advantage of the qualities of each paint type using six associated painting techniques. The theory behind each of these techniques is explained in intimate detail in the book, with the able assistance of high quality close-up photos and a 90-minute DVD that depict each technique being applied. By following these techniques described in *How to Paint Citadel Miniatures*, anyone can learn to paint their miniatures to a great standard.



QUICK REFERENCE GUIDE

Attached to every picture demonstrating a painting technique, you will see our quick reference guide. The top part of the reference guide points out the Citadel paint, wash or glaze in use, while the bottom refers to the specific type of Citadel Paintbrush that is being utilised – the small band of colour on the left of the brush name is colour coded to match the ends of the brushes in your Citadel Brush collection.



CADIAN SHOCK TROOPER - CADIAN FLAK ARMOUR



FIRE WARRIOR - TAU ARMOUR



KABALITE WARRIOR - KABALITE ARMOUR



BLOOD ANGEL - RED POWER ARMOUR



DIRE AVENGER - BLUE ASPECT ARMOUR




GLADE GUARD - GREEN CLOTH




RINGWRAITH - DIRTY BLACK ROBES



DARK REAPER - BLACK ASPECT ARMOUR




DARK ANGEL - DARK GREEN POWER ARMOUR




CRYPT GHOUL - ROTTING FLESH



URUK-HAI SCOUT - RED FLESH



IMPERIAL GUARDSMAN - KHAKI FATIGUES



HORROR OF TZEENTCH - PINK DAEMON FLESH



SAURUS WARRIOR - LIZARDMEN FLESH



DAEMONETTE OF SLAANESH - PURPLE DAEMON FLESH



COLOURS OF THE EMPIRE

The Empire is formed of more than a dozen different provinces and city-states. Each realm has a standing army, their uniforms proudly bearing the colours of their homeland. In this article, Chris Peach shows us how to paint the many different colours of the Empire.

Many refer to the Empire as if it were a wholly unified nation, but more realistically it is a conglomeration of many individual and extremely independent provinces and city-states, each fiercely proud of its heritage and rightfully wary of its neighbours' traditions.

Each province retains a professional army of soldiers at all times. These armies comprise disciplined and well-drilled regiments of Halberdiers, Spearmen and flamboyant Swordsmen, supported by skilled marksmen equipped with bows, crossbows and handguns. Regardless of their various equipment and panoply of war, these soldiers all wear uniforms that display the colours of their state.

Chris Peach, a fanatical Empire player and one of the Hobby Team's dedicated army painters, was responsible for the fantastic Empire Army Project in the *How to Paint Citadel Miniatures* book. He has produced a handy guide to painting all the various different colours utilised by the Empire state troops. Each stage-by-stage guide shows you how to paint a different colour, and between the 14 guides you'll have all the colours you need to paint state troops from all of the different states. When used in conjunction with Chris' Army Project and the stage-by-stage Painting Guides featured in this and last issue, you will have all the information you need to paint an army belonging to any state in the Empire.





ALTDORF – RED & BLUE

The traditional colours of Altdorf are dark red and blue – use the guide below to paint the red, then use the same blue as described for Middenheim.



The combined army of Altdorf and Reikland marches to battle, proudly displaying their loyalties.





MIDDENLAND – BLUE

Similar in tones to Middenheim, state troops from Middenland wear blue and blue-grey. The blue can be painted using the same colours as for the Middenheim Swordsman.



NORDLAND – BLUE & YELLOW

The blue used on the uniform of Nordland state troops is brighter than that of Middenland. The yellow is painted using the same technique as shown for Averland on the previous page.



NULN – BLACK

Warriors from Nuln wear black uniforms, originally to hide the soot stains from that city's prolific use of blackpowder weaponry. This is often offset with red detailing and shields.



AVERLAND – YELLOW & BLACK

State troops from Averland wear yellow and black – use the guide to painting yellow below alongside the technique for black listed for Nuln.



1 Basecoat
Averland Sunset
Basecoat Brush



2 Layer
Yriel Yellow
Standard Brush



3 Layer
Flash Gitz Yellow
Detail Brush



HOCHLAND – GREEN & RED

The colours of a Hochland soldier are woodland green and bright red. The red on the model below was painted using the guide for Talabecland.



1 Basecoat
Caliban Green
Basecoat Brush



2 Layer
Warpstone Glow
Standard Brush



3 Wash
Biel-Tan Green
Detail Brush



MIDDENHEIM – BLUE & WHITE

Soldiers from Middenheim traditionally wear blue and white. Use the guide shown for Ostland to paint the white. The brighter colours on the shield use the Talabecland guide.



1 Basecoat
Kantor Blue
Basecoat Brush



2 Layer
Alaitoc Blue
Standard Brush



3 Wash
Drakenhof Nightshade
Wash Brush



4 Layer
Hoeth Blue
Detail Brush



OSTERMARK – PURPLE & YELLOW

Brightly attired in purple and yellow, warriors from Ostermark are a distinctive sight. The yellow is the same as used for Averland.



OSTLAND – BLACK & WHITE

State troops from Ostland wear contrasting uniforms of black and white, often divided into quarters. The black was painted as described for Nuln, whilst the red is from Talabecland.



REIKLAND – CREAM

Perhaps as a statement of its status as wealthiest and most powerful province, the uniform of Reikland is a bright, clean cream, often with lavish red sashes and plumage.





STIRLAND – GREEN & TAN

The garb of Stirland's standing army is a rustic-looking tan and green. The technique for painting tan is shown here, whilst the green is shown earlier for Hochland.



TALABECLAND – RED & YELLOW

Bright yellow and red are the colours of Talabecland. The method for painting yellow was shown earlier, whilst the bright red below is used as a spot colour for other provinces.



TALABHEIM – RED & WHITE

State troops from Talabheim wear red and white, either in halves or quarters. The red shown below is slightly darker than that shown above. The white is as for Ostland.



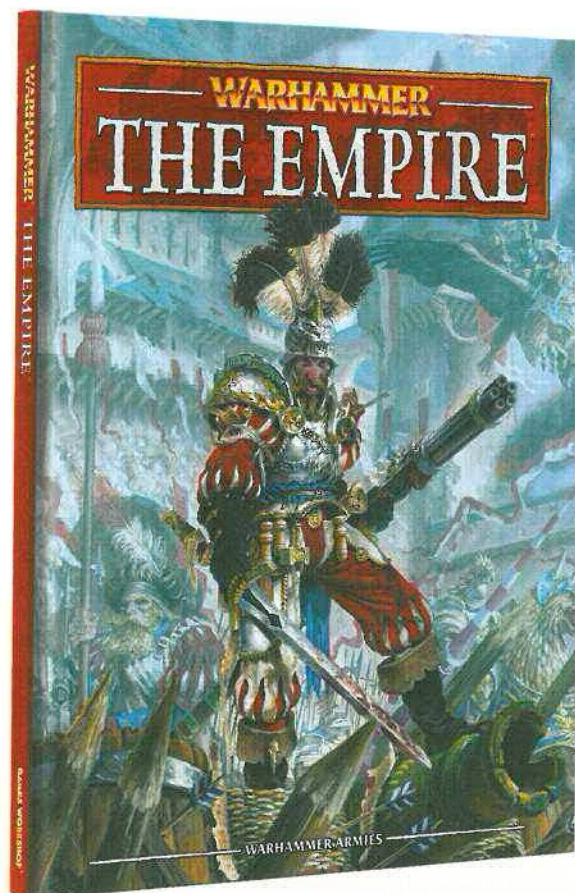
WISSENLAND – GREY & WHITE

The southernmost province, Wissenland, uses greys and whites as part of its uniform, sometimes offset with brighter red detailing. The white is from Ostland, the red Talabecland.



WARHAMMER®

THE EMPIRE



Warhammer: The Empire is the definitive guide to the background of Sigmar's heirs.

WARHAMMER: THE EMPIRE

A 96-page, full-colour hardback book that introduces the most powerful nation of the Old World – the Empire – including full rules, extensive background and bestiary entries.


£25, €33, 250dkr, 310skr/nkr, 250rmb, 125zł



WWW.GAMES-WORKSHOP.COM

Pictures for illustrative purposes only. Product contents may vary. Products sold unpainted and unassembled. Certain Citadel products may be dangerous if used incorrectly. Prices correct at time of going to press, please contact us for current availability and Games Workshop prices. Prices quoted are for products sold by Games Workshop through its own stores, catalogue or website. Independent retailers are responsible for determining their own prices.

Demigryph Knights



In the heart of the Reikwald Forest there lurk many foul and fearsome creatures. However, there also dwell beasts of a more noble heritage that can be harnessed for war by the Knightly Orders of the Empire. Demigryphs are chosen as mounts for the most virtuous and battle-hardened knights, for these great beasts have proven themselves as loyal and powerful steeds on countless battlefields in the Empire's proud history. Unlike more mundanely mounted knights, who rely on breaking the foe with their lance charges, Demigryph Knights engage the enemy in more protracted assaults where the strength and endurance of their fearsome mounts becomes decisive. Demigryphs are well suited to the savage and bloody nature of war, with their claws and razor-sharp beaks cutting a bloody swathe through their foes. Few Knightly Orders have more than a handful of Demigryphs in their stables, yet there are some orders whose entire brotherhoods can take to war upon these monstrous beasts.

Knights of Taal's Fury


The Knights of Taal's Fury are devoted followers of Taal, the noble god of nature and wild places. They are not in the true sense knights templar, for there are no formal temples or churches of Taal. Nevertheless, the Knights of Taal's Fury are dedicated to opposing all creatures of Chaos, whose very existence is an affront to nature. The order values Demigryphs above all mounts, believing them to be Taal's vengeance made manifest, and every knight is expected to venture into the wilderness and capture one of these ferocious beasts before they earn their spurs. Many prospective knights do not return from the forest wilds.



The nature god's aspect of the vengeful Griffon adorns the shields of the Knights of Taal's Fury.



The Knights of Taal's Fury typically carry cavalry halberds into battle, the better to hack down the Beastmen they hunt.



The order's knights consecrate their banners during an annual ceremony by dipping them into the raging waters of the River Talabec and throwing in raven feathers and other offerings to the nature god.

Amongst the most superstitious of all Knightly Orders, The Knights of Taal's Fury carry a collection of feathers, fetishes and totemic charms into battle.

Knights of the Vengeful Sun

Though they were founded during the Vampire Wars, the Knights of the Vengeful Sun were a relatively unheard of order for several centuries. It was during the Battle for Ghoull Pass, when a small cadre of the order's Demigrph Knights single-handedly broke the back of an Orc & Goblin army, that they truly made a name for themselves. Following their epic victory, the order's Grand Master declared that all his knights should take to war upon such beasts. They are, as a result, a comparatively small order, for few knights survive their first encounter with a wild Demigrph, but those who do are amongst the finest knights in the Empire.



The order's shields bear stylised symbols of the sun, echoing back to their founding during the Vampire Wars when it was believed that the Undead would cower from such sigils.



Though founded in Altdorf, the Knights of the Vengeful Sun have since moved their primary Chapter House to Bögenhafen, in the heart of the Reikwald Forest, where prides of Demigrphs are known to dwell.




The Knights of the Vengeful Sun wear gilded helmets that match the golden brilliance of the sun, as well as stylised golden crests.



The order's banners and pennants show vengeful suns and valiant knights, a depiction of the Empire's triumph over the creatures of the night during the Vampire Wars.

Knights Griffon


The barding of the Knights Griffon is a deep crimson to reflect the debt of blood the knights, and the Empire, owe the order's founder – Magnus the Pious.



Though the Knights Griffon recruit only from Nuln's local aristocracy, they have sworn to protect Sigmar's temples throughout the entire Empire. Only those knights who have ridden a Demigryph in battle are given the honour of guarding the Great Temple of Sigmar in Altdorf.

Knights of the Gold Lion



The Knights of the Gold Lion adorn their banners and shields with roaring lions, and the helmet and neck barding of their steeds are typically gilded to represent a lion's mane.



Founded during the crusades, the Knights of the Gold Lion took their name after a heroic knight, Erich von Strommer, slew a giant golden lion to prove his courage. Ever since, the Order of the Gold Lion has served the Empire as one of its most brave and loyal Knightly Orders.

Knights of the Arrow

The Knights of the Arrow do not have any Chapter Houses within any of the Empire's cities, preferring to live and train within fortified lodges in the heart of the Reikwald. The order has close links with the Amber College of Magic, whose wizards bound ferocious beasts for them in exchange for military support.



The Knights of the Arrow bear the Amber Order's rune on their pennants, shields and armour, to honour their oaths of loyalty.

Knights Panther



Those Knights Panther who ride Demigryphs to war often wield heavy cavalry halberds called demi-talons, though other more traditional knights still opt to carry lances.



The Knights Panther are amongst the most renowned and valiant Knightly Orders in the Empire. It is no surprise, then, that amidst the ranks of their inner circle are elite warriors who possess both the strength of will and daring courage required to ride armoured Demigryphs into battle.

WARHAMMER® THE EMPIRE



DEMIGRYPH KNIGHTS

The bravest members of a Knightly Order's inner circle will attempt to tame a Demigryph and ride it to battle. This multi-part plastic kit contains three of these mighty knights.

£33.50, €43, 330dkr, 410skr, 410nkr, 330rmb, 165zł



FOR THE FULL EMPIRE RANGE VISIT THE WEBSITE:
WWW.GAMES-WORKSHOP.COM

Pictures for illustrative purposes only. Product contents may vary. Products sold unpainted and unassembled. Certain Citadel products may be dangerous if used incorrectly. Prices correct at time of going to press, please contact us for current availability and Games Workshop prices. Prices quoted are for products sold by Games Workshop through its own stores, catalogue or website. Independent retailers are responsible for determining their own prices.

The Warhammer logo is positioned at the top center of the page. It features the word "WARHAMMER" in a stylized, bold, yellow font with a red outline and a slight 3D effect. The background of the entire page is a dramatic, painterly illustration of a battle scene. In the foreground, several soldiers in chainmail and helmets are visible, some holding spears. In the center, a large, intense fire or explosion dominates the scene, with a figure seemingly engulfed in the flames. The sky is filled with smoke and fire, and the overall color palette is dominated by oranges, yellows, and reds, suggesting a scene of destruction and conflict.

WARHAMMER

TOME OF BATTLE

WARHAMMER EXPANSION

NIGHT OF A THOUSAND ARCANES DUELS

Welcome to the first in a new (and highly irregular) series of articles: the Tome of Battle. Within these pages, you'll find a hefty expansion to your games of Storm of Magic. The detail will probably vary quite a bit from one Tome of Battle to another, but the idea is to provide all you maniacal sorcerers with plenty of fresh ideas with which to contest your wars of wizardry. For example, in the Night of a Thousand Arcane Duels, you'll find new Cataclysm spells and a new scenario. Empire players will also be overjoyed to find Grand Battle Prayers and relics that boost the effectiveness of Warrior Priests and Witch Hunters.

'The Colleges of Magic have taken leave of their senses; if we do not put an end to this they will raze Altdorf to the ground.'


— Grand Theognist Helmgart

Whilst you can play the Night of a Thousand Arcane Duels as a bespoke scenario with a large amount of unique special rules, that's only part of the picture. Each Tome of Battle will add new rules and tactical opportunities to your games of Storm of Magic, and you and your opponent should feel free to pick and choose which rules to use. If Storm of Magic can be compared to a toy box, then the Tomes of Battle are filling it with new toys. You can play with them all, but you don't have to — it's up to you.

Anyway, that's enough wittering — on with the action!

The Wheel of Magic

The Wheel of Magic is a commonly used sigil by practioners of the arcane in the Empire. The wheel represents each of the different Winds of Magic and their relationship with one another — so, the magical lores that fundamentally oppose one another, such as light and shadow, sit on opposite sides of the wheel. Those magical lores that are sympathetic to one another sit adjacent on the wheel. Whilst this is often merely thought of as symbolic, the political relationships amongst the colleges bear more than a passing similarity.



Every eight years representatives of the Colleges of Magic in Altdorf meet to decide which of them will reign as the Supreme Patriarch. This takes the form of a fierce contest of magic in which gladiator wizards battle to defeat their rivals. During one such contest, the rivalries between the Colleges of Magic turned into outright violence and a storm of magic was unleashed that brought Altdorf to the brink of annihilation.

During the year 2415, the resentment and mistrust that existed between the different Orders of Magic reached breaking point. Indeed, the Emperor of the time – the incompetent Dieter IV – purposefully stoked the fires of paranoia and jealousy between the orders, finding the petty squabbles between wizards to be a most entertaining pastime. So it was that when the octannual contest of magic commenced, hundreds of wizards took up their staffs to settle scores with those they believed had given insult against them. With so many challengers, the contests were not confined to the Hall of Duels alone, and as tempers flared many Battle Wizards sought to gain an advantage by fighting from fulcrums of power within their College grounds. Nor was arcane battle limited to duels between different Orders. Indeed, through a cunning coup the Patriarch of the Light Order was usurped and imprisoned within a crystal labyrinth by High Luminary Horx – later known as the White Pretender – who assumed the title of Patriarch for himself. Drunk on power Horx thirsted for the means to challenge Supreme Patriarch Alric and in his desperation he broke into the vaults beneath the Hall of Duels and opened the Book of Volans to glean the secrets of undiluted magic. In an instant his sanity was shattered, and a raging storm of magic broke above Altdorf.

Sorcery rained from the sky. Eldritch bolts of power scoured furrows through Altdorf and pillars of liquid balefire wreaked havoc across the Colleges of Magic. Believing they were under attack from their rivals, the Orders of Magic responded with every scrap of lore at their disposal. Spells, artefacts and war machines that had not seen use in a generation were brought to bear and soon the skies were alight with fireballs, lightning bolts and multi-coloured flashes of light. No longer was this a test of skill, but an all out war of magic. Whole quarters of Altdorf burned as the fire-wreathed Bright Wizards hurled sheets of flame and Lumarkars of Hysh sent beams of searing light lancing across the city. As if rebelling against the conflagration, the Jade College itself seemed to come to life, trees reaching out to strangle any rival wizard who dared approach. Amber

Wizards descended upon the Celestial College's towering spires from atop Griffons even as their earth-bound kin shackled creatures from the depths of the Drakwald to their will and assaulted the Azure Gates from below. The Astromancers fought back with the fury of the heavens, smiting beast, monster and wizard alike with raging tempests and hurtling meteorites.

As the night drew on, the Colleges became ever more desperate. Gold Wizards transmuted entire streets into silver, using gilded cobblestones to bribe mercenaries and brigands to fight for them. The Knights of Judgment, who owed oaths of allegiance to the Grey Order, rode forth at the behest of their Patriarch, the arcane sigils branded in their armour transforming them into avatars of smoke and shadow. Albrecht Hauptman of the Amethyst Order even summoned forth Undead spectres to fight his foes, but many within his Order labelled him a Necromancer, and as the College was engulfed with infighting, wraiths and ghosts ran amok in the streets, feeding on the souls of Altdorf's cowering populace.

Viktor Helmgart, the Grand Theogonist, knew that unless this madness was stopped soon, there would be nothing left of Altdorf to save. Taking matters into his own hands, he gathered every able-bodied soldier he could and marched upon the Hall of Duels. Helmgart sundered the great arcane doors to the hall with a single blow of his warhammer and as the Theogonist and his warriors poured into the hall they saw Horx, gibbering insanely as all eight Winds of Magic danced between his fingertips. The first soldiers to move forward to apprehend Horx were engulfed in a corona of magic as the White Wizard unleashed the full spectrum of magic against them. Every second that passed left a score more of Helmgart's soldiers dead and only when Helmgart stepped before the wizard and, summoning every ounce of his faith, uttered a single word of justice in the booming voice of Sigmar himself, was Horx's magical onslaught halted. The White Pretender was taken aback for a split second, and in that pause a loud crack resounded throughout the Hall of Duels and Horx slumped to the ground as a Witch Hunter's enchanted bullet blew out the back of his head.

A vast pillar of magic erupted forth from Horx's corpse that tore through the roof of the Hall of Duels before separating and engulfing the fulcrums of power on which the duelling Patriarchs stood. Most were slain outright, their bodies torn asunder under the maelstrom. Only Alric and the imprisoned Patriarch of the Light Order survived the magical backlash, and under the scrupulous gaze of the Grand Theogonist they set about rebuilding the Colleges of Magic, introducing safeguards to prevent the cataclysmic events of the Night of a Thousand Arcane Duels from ever happening again.





THE GAUNTLET OF SORCERY

Dire chance has caused many Arcane Fulcrums to appear in close proximity. Will the wizards ally to deny victory to their hated foes, or will they merely fight amongst themselves?

THE ARMIES

Each player chooses his force using the army list from a Warhammer army book, to an equal points value agreed before the game. In addition, each player can spend an extra 25% of that value again on Scrolls of Binding, Pacts and Mythic Artefacts that are unique to games of Storm of Magic – this is sometimes referred to as the Monsters and Magic allowance. In addition, the following limitations apply:

Mythic Artefacts

In a standard-sized army, you can take a maximum of one Mythic Artefact. In a grand army you can take a maximum of two Mythic Artefacts.

Pacts

An army or grand army can take a single Pact.

Scrolls of Binding

In a standard army you can take a maximum of two of each Scroll of Binding. In a grand army you can take a maximum of four of each Scroll of Binding.

THE BATTLEFIELD

This scenario is played on a 6' x 6' board (or, put another way, a square made of nine Realm of Battle sections). Next, you'll need to place eight Arcane Fulcrums, as shown on the scenario map, to represent the endpoints of the Wheel of Magic's 'spokes', then place a ninth Arcane Fulcrum in the centre of the board as the 'hub'.

When this has been done, set up the battlefield as described in the Warhammer rulebook.

DEPLOYMENT

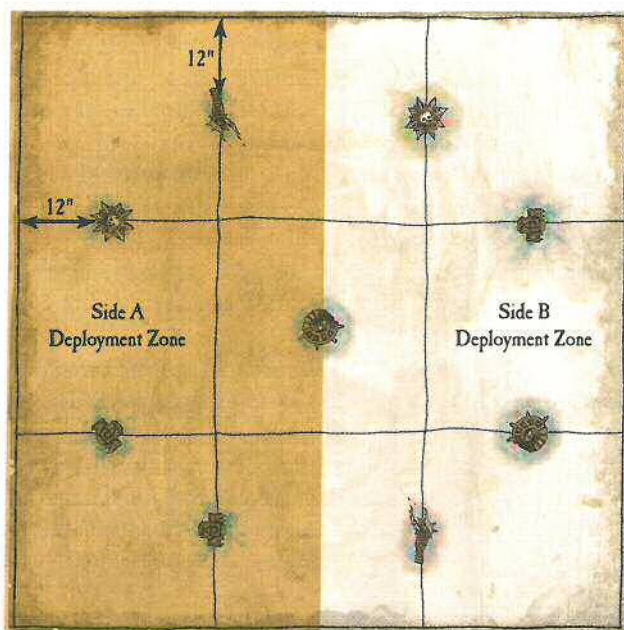
Now, roll off to see which player picks the half of the table he will deploy in. The player places a Wizard (or Runesmith or Runelord) on each fulcrum in his half. His opponent then does the same in the other half. If either player has insufficient Wizards to occupy the fulcrums in his table half, he must choose which to occupy.

The remainder of the armies are then deployed using the rules for alternating deployment – roll off again to see who starts. Units can be placed anywhere on the table as long as all models are



Empire Bright Wizard

We've left the lines on the map to show you where the Arcane Fulcrums sit in relation to the edges of each Realm of Battle board – this doesn't have a game effect, but makes them much easier to place!



To represent the heightened importance of the 'hub', you could use a more imposing piece of terrain as the Arcane Fulcrum in the middle of the board, such as Witchfate Tor, Tower of Sorcery. You could even use a piece of terrain converted especially for the scenario.



completely within 12" of their board edge, or 6" of an Arcane Fulcrum occupied by a friendly Wizard. Any units that cannot be placed enter play following the rules for reinforcements, arriving during the first turn in which there is sufficient space. Units that arrive as reinforcements can do so from any board edge.

FIRST TURN

Roll off after deployment to see which player takes the first turn. The player that finished deploying his army first adds +1 to the roll.

GAME LENGTH

The battle will last for six game turns, or until a time limit agreed by the players is reached.

VICTORY CONDITIONS

At the end of the game, the player who controls the most Arcane Fulcrums wins the battle! However, the 'hub' Arcane Fulcrum counts as three Arcane Fulcrums for the purposes of determining victory – so if your opponent controls the hub, you'll need at least three other Arcane Fulcrums to balance it out!

If both players control the same number of fulcrums, use victory points to break the tie.

SCENARIO SPECIAL RULES

Magical Flux, Arcane Fulcrums, Wild Magic, Cantrips, Cataclysm Spells.

NEW SCENARIO SPECIAL RULES

Grand Battle Prayers.

More than Two Players

This scenario lends itself beautifully to an 8-player game – though you'll need to reduce the points per side accordingly. 750 to 1000 points per player is a good guideline.

If you choose to do this, each player starts the game in possession of a single Arcane Fulcrum, and deploys a Wizard on it. You can either randomly determine who gets which Arcane Fulcrum, or agree amongst yourselves.

Each player's army can only be deployed within 6" of that player's Arcane Fulcrum. Any units that cannot be placed are brought on as reinforcements during the player's first Movement phase, and enter the battlefield via the board edge closest to the player's fulcrum.

Victory conditions are unchanged.

Of course, Warhammer's not primarily designed for multi-player games, so you may well have situations arise where you and your fellow sorcerers will have to adapt the rules. The most common occasions can be found below:

Turn Sequence

- To determine which player goes first, everyone chooses a different Wind of Magic. Then, spin the spinner. The player who chose the Wind of Magic that the spinner comes to rest on goes first, with play proceeding clockwise around the Wheel of Magic.

Magic Phase

- When the Winds of Magic are rolled, all the power dice go to the player whose turn it is, with the dispel dice shared out as equally as possible between the other players. If the dispel dice cannot be shared out equally, randomly determine (one dice at a time) who gets the excess dice.
- When you cast a spell, your opponents must decide as a group who from amongst their Wizards will attempt the dispel. Your opponents can also share dispel dice at any point, so they'll have to decide which players will contribute dice to the attempt and how many they will contribute. You'll probably find that some of your opponents won't want to stop your spells from being cast, as it'll weaken another of their enemies!
- The Lizardmen spell *The Great Leveller* doesn't affect all enemy players/units. Instead, you must choose one of your opponents – the spell then affects that player and his units.

Close Combat Phase

- During the Close Combat phase, only units belonging to the player whose turn it is and all units that are part of the same combat (even if they're not fighting a unit belonging to the player whose turn it is) may fight.
- If units belonging to three or more players are involved in the same close combat, work out combat result for each. The side with the highest score wins, the others lose and suffer the normal consequences for losing a close combat. A unit is only Steadfast if it has more ranks than all enemy units in the combat.



Empire Amethyst Wizard



Empire Amber Wizard



Empire Light Wizard

CATACLYSM SPELLS

The libraries of the Colleges of Magic contain many rare and exotic tomes and grimoires, jealously hidden from their rivals. Within these books are some of the most powerful spells ever cast.

This Tome of Battle adds three new Cataclysm spells to each of the Battle Magic lores. These can be used in addition to, or in place of, the Cataclysm spells in Storm of Magic – it's up to you and your opponent. This is true both of the scenario presented here, and any other Storm of Magic games. Where Cataclysm spells are concerned, the more the merrier!

SORCEROUS BRANDS

Sorcerous Brands are a special kind of Mythic Artefact that make their bearers more susceptible to the effects of certain Cataclysm spells. They therefore don't have any effect on games that don't also use the Cataclysm spells presented elsewhere in this article. Whilst you can't really guarantee what spells your opponent is likely to cast in your Storm of Magic game, you can plan your spellcasting strategy around the Sorcerous Brands you intend to take.

A Wizard who uses spells from one of the Battle Magic lores also automatically counts as having the Sorcerous Brand associated with that lore at no additional cost. Note that this doesn't prevent the Wizard being given a Mythic Artefact (which could even be another Sorcerous Brand).

Sorcerous Brands are Talismans and they follow the normal rules for Mythic Artefacts, with the following exceptions:

- Any character or monster in your army can carry a single brand (even though monsters that are not characters cannot normally take Mythic Artefacts).
- You can duplicate Sorcerous Brands across your army.
- Sorcerous Brands do not count towards the number of Mythic Artefacts your army can take.

Sorcerous Brand of Aqshy	10 points
Sorcerous Brand of Ghur	10 points
Sorcerous Brand of Hysh	10 points
Sorcerous Brand of Chamon	10 points
Sorcerous Brand of Ghyran	10 points
Sorcerous Brand of Azyr	10 points
Sorcerous Brand of Ulgu	10 points
Sorcerous Brand of Shyish	10 points



THE LORE OF FIRE

Raze

Cast on 15+

Presence. *Living fire bursts forth from the wizard's hands, hungrily consuming the target until there is nothing left but ashes and ruin.*

Raze is a **direct damage** spell with a range of 48". The target suffers 3D6 Strength 4 hits. Once this damage has been resolved, all models (friendly and enemy) with a Brand of Ghyran within 12" of the target, or the caster, suffer 2D6 Strength 4 hits.

Myrmidia's Wrath

Cast on 15+

Presence. *The wizard thrusts his hands up into the skies and scarlet-coloured flames shoot out of the ground beneath his foes' feet to burn all that they touch.*

Myrmidia's Wrath is a **direct damage** spell with a range of 30". Centre the small round template over a model in the target unit – it then scatters D6". All models at least partially under the template suffer a Strength 4 hit. All models with a Brand of Shyish or a Brand of Ghur within 12" of the target, or the caster, receive a +1 bonus To Wound with all shooting and close combat attacks until the start of the caster's next Magic phase.

Embodiment of Aqshy

Cast on 15+

Equilibrium. *Clasping close a flame-wreathed key, the wizard draws the power of Aqshy into himself.*

Embodiment of Aqshy is an **augment** spell that targets either the caster, or a friendly model with a Brand of Aqshy within 24". Whilst the spell is in effect, the target is transmogrified into an *Embodiment of Aqshy* – his profile is replaced by the one given below, although his troop type remains unchanged:

M	WS	BS	S	T	W	I	A	Ld
8	5	5	5	5	5	5	5	10

SPECIAL RULES: Breath Weapon (Strength 4), Flaming Attacks, Unstable.

Whilst *Embodiment of Aqshy* remains in effect, the target cannot cast spells, use any wargear or magic items, and nor can other models use its Inspiring Presence or Hold your Ground! rule. *Embodiment of Aqshy* ends if the model is reduced to 0 Wounds (there is no other way the spell can end). When *Embodiment of Aqshy* ends, the target reverts to its original profile (including the number of Wounds it had left when the spell was cast).

THE LORE OF BEASTS

Taal's Fury

Cast on 10+

Presence. *With a guttural and primal shout, the wizard calls down the wrath of the wild, imbuing his allies with the furious anger of Taal himself.*

Taal's Fury is an **augment** spell with a range of 24". The target unit gains the Frenzy and Hatred special rules until the start of the caster's next Magic phase. In addition, all models with a Brand of Aqshy or a Brand of Hysh within 12" of the target, or the caster, gain the Frenzy special rule until the start of the caster's next Magic phase.

Embodiment of Ghur

Cast on 15+

Equilibrium. *With a snarl, the wizard embraces the beast within.*

Embodiment of Ghur is an **augment** spell that targets either the caster, or a friendly model with a Brand of Ghur within 24". Whilst the spell is in effect, the target is transmogrified into an *Embodiment of Ghur* – his profile is replaced by the one given below, although his troop type remains unchanged:

M	WS	BS	S	T	W	I	A	Ld
6	3	3	6	5	5	5	6	10

SPECIAL RULES: Frenzy, Devastating Charge, Unstable.

Whilst *Embodiment of Ghur* remains in effect, the target cannot cast spells, cannot use any wargear or magic items, and nor can other models use its Inspiring Presence or Hold your Ground! special rules (if it has them). *Embodiment of Ghur* ends automatically if the model is reduced to 0 Wounds (there is no other way the spell can end). When *Embodiment of Ghur* ends, the target reverts to its original profile (including the number of Wounds it had remaining when the spell was cast).

Consume Strength

Cast on 15+

Presence. *The strongest survive by consuming those who are merely strong.*

Consume Strength is an **augment** spell with a range of 24". The target unit gains +2 Strength and +2 Toughness until the start of the caster's next Magic phase. In addition, all models (friendly and enemy) with a Brand of Azyr within 12" of the target, or the caster, suffer -1 Strength and -1 Toughness until the start of the caster's next Magic phase.

THE LORE OF LIGHT

Brilliance

Cast on 15+

Presence. *A blazing light bursts from the wizard's chosen allies.*

Brilliance is an **augment** spell with a range of 24". Until the start of the caster's next Magic phase, all attacks against the target unit suffer a -2 to hit. Shooting attacks that do not use Ballistic Skill (or hit automatically) must roll a 6+ on a D6 before the attack is made in order to fire. If the roll is failed the attack is wasted. In addition, all models (friendly and enemy) with a Brand of Ulgu within 12" of the target or the caster suffer a -5 penalty to Weapon Skill, Ballistic and Initiative until the start of the caster's next Magic phase (to a minimum of 1).

Shallya's Blessing

Cast on 15+

Presence. *A tide of healing light sweeps over the wizard's allies.*

Shallya's Blessing is an **augment** spell with a range of 24". The target unit gains the Regeneration (3+) special rule until the start of the caster's next Magic phase. All models with a Brand of Ghur or a Brand of Chamon within 12" of the target, or the caster, gain the Regeneration (5+) special rule until the start of the caster's next magic phase.

Embodiment of Hysh

Cast on 15+

Equilibrium. *The wizard drains the rock of light magic, making his skin hard as stone and his fists strike home like earthquakes.*

Embodiment of Hysh is an **augment** spell that targets either the caster, or a friendly model with a Brand of Hysh within 24". Whilst the spell is in effect, the target's profile is replaced by the one given below, although his troop type remains unchanged:

M	WS	BS	S	T	W	I	A	Ld
6	3	3	8	8	5	1	5	10

SPECIAL RULES: Always Strikes Last, Unstable.

Whilst *Embodiment of Hysh* remains in effect, the target cannot cast spells, cannot use any wargear or magic items, and nor can other models use its Inspiring Presence or Hold your Ground! special rules (if it has them). *Embodiment of Hysh* ends automatically if the model is reduced to 0 Wounds (there is no other way the spell can end). When *Embodiment of Hysh* ends, the target reverts to its original profile (including the number of Wounds it had remaining when the spell was cast).



THE LORE OF METAL

Justice

Cast on 20+

Presence. *Beams of golden energy strip the enemy of their wards.*

Justice is both an **augment** and a **hex** spell. The augment targets every friendly unit within 12"; the hex targets every enemy unit within 12". Note the highest enemy armour save and the lowest friendly armour save. Until the start of the caster's next Magic phase, all enemy units have their armour save changed to the value of the lowest friendly armour save, and vice versa. These armour saves cannot be further modified for any reason (or negated) whilst the spell lasts. In addition, all models (friendly and enemy) with a Brand of Shyish within 12" of any target, or the caster, suffer D6 hits.



Verena's Bargain

Cast on 25+

Presence. *Enchantment turns weakness to greater strength.*

Remains in play. *Verena's Bargain* is an **augment** spell with a range of 24". For the duration of the spell the target unit's Weapon Skill, Ballistic Skill, Strength or Toughness (you choose) is reduced by D3 (to a minimum of 1). In addition, for the duration of the spell, the target unit's Weapon Skill, Ballistic Skill, Strength or Toughness (you choose) is increased by D3 (roll again) – all models with a Brand of Hysh or a Brand of Ghyran within 12" of the target or the caster immediately gain a point of the target's increased characteristic for the duration.

Embodiment of Chamon

Cast on 15+

Equilibrium. *The wizard transforms himself into a magnificent golden statue, with blades for hands and rivet-armoured plates for flesh.*

Embodiment of Chamon is an **augment** spell that targets either the caster, or a friendly model with a Brand of Chamon within 24". Whilst the spell is in effect, the target is transmogrified into an *Embodiment of Chamon* – his profile is replaced by the one given below, although his troop type remains unchanged:

M	WS	BS	S	T	W	I	A	Ld
5	4	4	6	6	5	3	5	10

SPECIAL RULES: Armour Piercing, Scaly Skin (4+), Unstable.

Whilst *Embodiment of Chamon* remains in effect, the target cannot cast spells, cannot use any wargear or magic items, and nor can other models use its Inspiring Presence or Hold your Ground! special rules (if it has them). *Embodiment of Chamon* ends automatically if the model is reduced to 0 Wounds (there is no other way the spell can end). When *Embodiment of Chamon* ends, the target reverts to its original profile (including the number of Wounds that it had remaining when the spell was cast).

THE LORE OF LIFE

Quagmirk's Embrace

Cast on 10+

Presence. *The battlefield grows sodden, drawing down the Wind of Ghyran and dampening flames as they burst into life.*

Remains in play. *Quagmirk's Embrace* is an **augment** spell that targets the whole battlefield. For the duration of *Quagmirk's Embrace*, all spells from the Lore of Life have +3 to cast. In addition, for the duration of the spell, all spells from the Lore of Fire, all models with a Brand of Aqshy and all other attacks with the Flaming Attacks special rule, suffer a -5 penalty to Strength (to a minimum of 1).



Rhya's Bounty

Cast on 10+

Presence. *The wizard blesses his allies with armour formed from writhing vines and creepers.*

Rhya's Bounty is an **augment** spell with a range of 24". The target unit immediately gains +4 Toughness until the start of the caster's next Magic phase. All models with a Brand of Chamon or a Brand of Azyr within 12" of the target, or the caster, immediately gain +2 Toughness until the start of the caster's next Magic phase.

Embodiment of Ghyran

Cast on 15+

Equilibrium. *The wizard's fingers become thorns, his skin gnarled and bark-like.*

Embodiment of Ghyran is an **augment** spell that targets either the caster or a friendly model with a Brand of Ghyran within 24". Whilst the spell is in effect, the target's profile is replaced by the one below, although his troop type remains unchanged:

M	WS	BS	S	T	W	I	A	Ld
6	4	4	7	7	5	2	5	10

SPECIAL RULES: Flammable, Regeneration, Unstable.

Whilst *Embodiment of Ghyran* remains in effect, the target cannot cast spells, cannot use any wargear or magic items, and nor can other models use its Inspiring Presence or Hold your Ground! special rules (if it has them). *Embodiment of Ghyran* ends automatically if the model is reduced to 0 Wounds (there is no other way the spell can end). When *Embodiment of Ghyran* ends, the target reverts to its original profile (including the number of Wounds it had remaining when the spell was cast).

THE LORE OF HEAVENS

Star Tides Ebb

Cast on 10+

Presence. *Even the stars themselves must answer the wizard's call, rearranging themselves to thwart the spells of his foes.*

Remains in play. *Star Tide's Ebb* is a **hex** spell that targets the whole battlefield. For the duration of *Star Tide's Ebb*, all spells, other than those from the Lore of Heavens and the Lore of Beasts, suffer a -2 penalty to cast. In addition, for the duration of the spell, all spells from the Lore of Beasts suffer a -5 penalty to cast, and all models with a Brand of Ghur must re-roll successful saving throws.

Manann's Herald

Cast on 20+

Presence. *A great wave materialises in front of the wizard, before sweeping forth to drown foe and enchantment with an onrush of water and magic.*

Manann's Herald is a **direct damage** spell with a range of 48". The target unit suffers 4D6 Strength 6 hits. In addition, all hex and augment spells currently in play on units containing at least one model with either a Brand of Ghuran or a Brand of Ulgu within 12" of the target, or the caster, end immediately.

Embodiment of Azyr

Cast on 15+

Equilibrium. *The wizard takes on the spite of the storm.*

Embodiment of Azyr is an **augment** spell that targets either the caster, or a friendly model with a Brand of Azyr within 24".

Whilst the spell is in effect, the target's profile is replaced by the one given below, although his troop type remains unchanged:

M	WS	BS	S	T	W	I	A	Ld
12	4	4	4	4	5	6	5	10

SPECIAL RULES: Always Strikes First, Ignores Armour Saves*, Unstable.

*Armour saves cannot be taken against wounds caused by this model.

Whilst *Embodiment of Azyr* is in effect, the target cannot cast spells, cannot use any wargear or magic items, and nor can other models use its Inspiring Presence or Hold your Ground! rules. *Embodiment of Azyr* ends if the model is reduced to 0 Wounds (there is no other way the spell ends). When *Embodiment of Azyr* ends, the target reverts to its original profile (including the number of Wounds it had remaining when the spell was cast).



THE LORE OF SHADOWS

Gloom

Cast on 10+

Presence. *An implacable shadow rolls across the battlefield, thwarting vision and valour both.*

Remains in play. *Gloom* is a **hex** spell that targets the whole battlefield. For the duration of *Gloom*, all shooting attacks suffer a -1 To Hit penalty (attacks that do not roll To Hit are unaffected). In addition, models cannot benefit from the Hold Your Ground and Inspiring Presence rules. Furthermore, all models with a Brand of Hysh (and all units that contain at least one model with a Brand of Hysh) suffer a -2 penalty to Leadership for the duration of the spell.

Ranald's Mischief

Cast on 15+

Presence. *With the aid of a small silvered mirror, the wizard imbues his allies with the ability of his foes.*

Ranald's Mischief is an **augment** spell with a range of 24". Until the start of the caster's next Magic phase, two of the target's characteristics are changed to match those of an enemy unit within 24" of the caster (you choose which enemy unit). To find out which characteristics are changed, roll a D6 twice and consult the following table (if you get a duplicate, re-roll):

1	Weapon Skill	4	Toughness
2	Ballistic Skill	5	Initiative
3	Strength	6	Leadership

In addition, for the duration of the spell, all models with a Brand of Azyr or a Brand of Shyish within 12" of the target, or the caster, have a single characteristic changed to match that of the chosen enemy unit – roll once on the table to find out which. In either case, if the enemy unit has two or more characteristic values, always use the lowest.

Embodiment of Ulgu

Cast on 15+

Equilibrium. *The wizard flickers in and out of the material world.*

Embodiment of Ulgu is an **augment** spell that targets either the caster, or a friendly model with a Brand of Ulgu within 24". Whilst the spell is in effect, the target's profile is replaced by the one given below, although his troop type remains unchanged:

M	WS	BS	S	T	W	I	A	Ld
10	4	4	3	3	5	5	5	10

SPECIAL RULES: Ethereal, Unstable.

Whilst *Embodiment of Ulgu* remains in effect, the target cannot cast spells, use any wargear or magic items, and nor can other models use its Inspiring Presence or Hold your Ground! rules. *Embodiment of Ulgu* ends if the model is reduced to 0 Wounds (there is no other way the spell can end). When *Embodiment of Ulgu* ends, the target reverts to its original profile (including the number of Wounds it had remaining when the spell was cast).

THE LORE OF DEATH

Mental Decay

Cast on 10+

Presence. *For a wizard, a curse of forgetfulness is no trivial thing.*

Mental Decay is a **hex** spell that targets a single enemy Wizard within 24" (even a model inside a unit). Both the caster and the target roll 2D6 and add their Leadership values. If the caster's score is less than or equal to the target's, nothing happens. If the caster's score is higher, the target loses a single Wizard level (randomly determine a spell to be lost as a result) and the caster adds D3 dice to the power pool. In addition, all models with a Brand of Chamon within 12" of the target or the caster suffer a single Strength 4 hit, with no armour saves allowed.

Morr's Peace

Cast on 20+

Presence. *Death holds no fear for those with one foot in its kingdom.*

Morr's Peace is an **augment** spell with a range of 24". The target is Unbreakable until the start of the caster's next Magic phase. In addition, until the start of the caster's next Magic phase, all models with a Brand of Ulgu or a Brand of Aqshy within 12" of the target or the caster are Immune to Psychology.

Embodiment of Shyish

Cast on 15+

Equilibrium. *The wizard becomes death incarnate.*

Embodiment of Shyish is an **augment** spell that targets either the caster, or a friendly model with a Brand of Shyish within 24". Whilst the spell is in effect, the target's profile is replaced by the one given below, although his troop type remains unchanged:

M	WS	BS	S	T	W	I	A	Ld
10	4	4	3	3	5	5	5	10

SPECIAL RULES: Killing Blow, Poisoned Attacks, Unstable.

Whilst *Embodiment of Shyish* remains in effect, the target cannot cast spells, cannot use any wargear or magic items, and nor can other models use its Inspiring Presence or Hold your Ground! special rules. *Embodiment of Shyish* ends if the model is reduced to 0 Wounds (there is no other way the spell can end). When *Embodiment of Shyish* ends, the target reverts to its original profile (including the number of Wounds it had remaining when the spell was cast).

GRAND BATTLE PRAYERS

When a storm of magic rages, the power of the gods – and faith in those gods – is heightened beyond measure. Thus do the Warrior Priests of the Empire become beacons of unshakeable resolve, avatars of their chosen gods whose every utterance can shape the fortunes of battle.

If you are using Grand Battle Prayers in your Storm of Magic game, all Warrior Priests and Arch Lectors (on both sides) know all of the Grand Battle Prayers. Note that whilst all Grand Battle Prayers require Presence or Equilibrium, they do not require the caster to be occupying an Arcane Fulcrum (indeed, as a Warrior Priest isn't technically a Wizard, he can't!).

Word of Glory **Bound Spell (Power Level 15)**

Presence. *With a mighty shout, the Warrior Priest instils his comrades to fight on, no matter the cost.*

Word of Glory is an **augment** spell that targets the Warrior Priest and his unit. The Warrior Priest and his unit gain the Unbreakable special rule until the start of the next friendly Magic phase. In addition, all friendly units within 12" gain the Stubborn special rule until the start of the next friendly Magic phase.



Word of Vengeance **Bound Spell (Power Level 15)**

Presence. *With a single word, the Warrior Priest makes his hatred for the foe a physical force that smites and burns.*

Word of Vengeance is an **augment** spell that targets the Warrior Priest and his unit. The Warrior Priest and his unit gain +2 Strength and Flaming Attacks until the start of the next friendly Magic phase. In addition, all friendly units within 12" gain +1 Strength until the start of the next friendly Magic phase.

Word of Resolve **Bound Spell (Power Level 15)**

Presence. *The Warrior's Priest's voice echoes through those around him, granting them vigour and hardiness beyond mortal ken.*

Word of Resolve is an **augment** spell that targets the Warrior Priest and his unit. The Warrior Priest and his unit gain +2 Toughness and the Regeneration (6+) special rule until the start of the next friendly Magic phase. In addition, all friendly units within 12" gain +1 Toughness until the start of the next friendly Magic phase.

Word of Wrath **Bound Spell (Power Level 15)**

Presence. *With anger unleashed, the Warrior Priest and his allies take the fight to the hated foe.*

Word of Wrath is an **augment** spell that targets the Warrior Priest and his unit. The Warrior Priest and his unit gain +1 Attack and Devastating Charge until the start of the next friendly Magic phase. In addition, all friendly units within 12" gain +1 Attack until the start of the next friendly Magic phase.

Hymn of Victory **Bound Spell (Power Level 15)**

Equilibrium. *As more voices take up the song, every victory is magnified and the tide of battle begins to turn.*

Hymn of Victory is an **augment** spell that targets all friendly units on the board. Until the start of the next friendly Magic phase, all targets that contain at least one friendly Warrior Priest count as scoring twice as many wounds for the purposes of calculating the combat result.

Hymn of Justice **Bound Spell (Power Level 15)**

Equilibrium. *As the song swells and grows, fate itself fights at the Warrior Priest's side, striking down those who would do him harm.*

Hymn of Justice is a **hex** spell that targets all enemy units within 12" of the caster. Until the start of the next friendly Magic phase, whenever a target unit inflicts an unsaved wound, it immediately suffers a wound on a D6 roll of 4+ with no armour saves allowed. Wounds caused by the *Hymn of Justice* are distributed as for shooting attacks.



WITCH HUNTER RELICS

No Witch Hunter dares be caught unawares by a breaking storm of magic. Indeed, many hold safe a carefully prepared stash of holy relics, artefacts and trinkets with which they can gain advantage when the eight winds howl. Such items are not used carelessly. Some are rare or even irreplaceable, others worth more than the contents of the entire Imperial treasury. Nonetheless, desperate times call for desperate measures...

If you are using Witch Hunter Relics in your game, any Witch Hunter in your army can have a single relic for 25 points (this counts against your Monsters and Magic allowance). However, as the relic represents a singular item that the Witch Hunter has acquired in his career, it's impossible to plan for it will be. At the start of the game, when determining spells, roll a D33 on the table below – by this we mean roll two D3 one after the other, counting the first dice as 'tens' and the second as 'units'. Then refer to the table below to see what relic your Witch Hunter has.

D33 Witch Hunter Relic

11 Sheen of Truesilver

Applied properly, truesilver can break the bindings that trammel a monster's will.

At the end of any Close Combat phase in which a Bound Monster suffers one or more unsaved wounds from the Witch Hunter's close combat attacks, randomly select an enemy Wizard. That Wizard must pass a Toughness test for each such wound inflicted, and loses a Wound (with no saves of any kind allowed) for each test failed.

12 Von Mecklenburg's Enchanted Shot

These arcane bullets burst into swirling energy when in the presence of an Arcane Fulcrum.

The Witch Hunter's shooting attacks automatically wound Wizards occupying Arcane Fulcrums.

13 The Powders of Thrice-damned Ossk

The Witch Hunter can cast these powders on the air when a wizard's plans go awry, transforming misfortune to disaster.

One use only. The Witch Hunter can use the Powders of Thrice-damned Ossk immediately when an enemy Wizard on an Arcane Fulcrum miscasts. The caster must roll twice on the Arcane Fulcrum Miscast table, and the Witch Hunter can choose which result is used.

21 Reliquary of Lector Ostranald

This bone shard absorbs harmful sorceries, leaving potential victims unscathed.

Each time the Witch Hunter's unit suffers unsaved wounds from a spell, the first D6 unsaved wounds are absorbed by the Reliquary and have no effect (unsaved wounds with the Multiple Wounds special rule still only count as one).

22 Blessed Silver Hammer

Few unnatural creatures endure long in the presence of this relic.

Any Wizard with the Undead, Nehekharan Undead or Daemon special rule who successfully casts a spell whilst within 12" of a Witch Hunter with this relic immediately suffers a Wound on a D6 roll of a 4+ with no armour saves allowed.

23 The Fang of Orska

The Kraken Orska ruled the seas for many hundreds of years – even now his remains hold power over other beasts.

Any Bound Monster attempting to strike blows against the Witch Hunter must first pass a Leadership test or forfeit any attacks directed against the Witch Hunter.

31 Arabyan Windglass

By shattering the windglass, the Witch Hunter can upset the proper course of the Winds of Magic.

One use only. The Witch Hunter can use the Arabyan Windglass immediately after your opponent has spun the spinner for Magical Flux. If he does so, your opponent must re-spin the spinner.

32 Sanctified Shard of Lichebone

Ancient Necromancers can bypass the most stringent protections – as can those who bear their remains.


Ward saves granted by Arcane Fulcrums cannot be taken against the Witch Hunter's close combat attacks.

33 Balestone Orb

The presence of a balestone orb is annoying, rather than potent, but can disrupt minor magics.

Enemy Wizards within 24" of the Witch Hunter suffer a -5 penalty to cast when attempting to cast Cantrips.

STANDARD BEARER



Don't let Jervis Johnson's mild-mannered nature fool you – go and ask him a simple question and before you know it you've agreed to paint an army for him...

This month's Standard Bearer is about compromise. It's a thorny subject because we're mostly taught that compromising is wrong. However, in my experience that's not true – while there are some things that you can't compromise on, situations where we're forced to make such a stand are rare. What I've found is that we're mostly faced with making choices between two equally valid paths. It's here where learning to compromise comes in.

It's taken me years to realise this. When I started out as a game designer I was very opinionated, which made designing games straightforward: I was right, and everybody else was wrong! I think most people that create things are like this, at least when they start out; the reason I became a games designer was because I played a lot of games and thought 'I can do better!' I think this stubborn belief in your own ideas is something that defines creative people.

that has a right and a wrong answer; the hard stuff is rarely clear-cut. When I started out at the Studio, we were only just embarking on the journey that has led us to the hobby we know today. In that time we've learnt a lot about the right and wrong way to do things. A good example are our army books. Strange as it may seem, it wasn't until the 4th edition of Warhammer that we started writing army books, by which time Warhammer had been around for almost a decade! Now the thought of not doing so seems outlandish.

Usually there is no right or wrong, so you start to compromise. Some people think compromise is wrong, but it's all about the circumstances. Compromising your principles is wrong, but that's not what we're talking about. For example, one of the founding principles of Games Workshop hobby is 'the miniatures always come first', by which we mean we will

“Aim for success, not perfection. Fear always lurks behind perfectionism.”

– Dr David M. Burns

Over time, though, you start to see things differently, you mellow. For a start, you learn through bitter experience that you're not always right. I'm lucky to have worked on some fantastic games, but I've also had a hand in some... well, let's just call them less-successful designs. You also learn to respect other opinions. I've had the privilege to work with talented individuals who've done things differently and taught me there is no 'right' way to design games. You come to respect the work others did before; we stand on the shoulders of giants.

I've learnt that it's only the easy stuff

never let anything compromise our ability to make the best miniatures in the world. So the first step in being able to make a compromise is to know when you will *not*.

This leaves situations where a compromise is needed. These are situations where you need to figure out the best choice. To be able to compromise you must stop worrying about what will happen if you come up with an imperfect solution – you must stand by the best solution.

In order to do this you need to drop any ideological baggage. You will almost certainly have in mind a solution that



When painting, you often have to choose between finishing on time or painting to a higher standard.



It is easy for two people to misinterpret the game rules in certain situations, leading to one of two outcomes: both players compromise or risk have a row over something that is insignificant in the grand scheme of things. It's only a game, after all!

This is where finding a compromise comes in. If you're playing a game in which an unusual circumstance arises that is not clearly defined by the game rules, my advice is to roll a dice to decide. Afterwards, make a note of it and abide by the result should that situation ever arise again.

will be the best for you. But compromise demands that you find the best solution for all. This can be hard, as you may have to give up some sacred cows. For example, I have pared down, simple rules, but I have learnt that this is not to everyone else's taste (they see my elegant solution as simplistic). So I have learnt to sacrifice this sacred cow.

The next step is to define the problem, state the proposed solutions and listen with an open mind. Our CEO, Mark Wells, has a mantra that goes 'both and, not either or', by which he means that the first thing you should do when faced with a choice is to try to achieve both things. You will often find a solution that allows everything to

By now, some of you will be wondering why I'm making such a song and dance about being able to compromise. The answer is simple: although I've been talking about designing games, I've found that learning to compromise can be just as useful in our hobby. An obvious example is painting miniatures, where you'll often find yourself having to make a choice between getting models painted in time for a game, and painting them to a high-enough standard. Something has to give, and although in this case you'll be making a compromise with yourself rather than other people, the techniques I've described can help. Be clear what you won't compromise

“A good compromise is like a good piece of music. Everyone can recognise it.”

– President Barack Obama

be achieved. Searching for a compromise might mean none is needed!

If it proves impossible to get everything everyone wants, the next thing to do is see if there is a solution nobody has thought of. I've lost count of the times that the search for a compromise has led to a better solution than the other ideas we'd had.

Occasionally, though, you will be faced with a difficult choice between several equally good but incompatible solutions. In such a case the only sensible thing to do is listen until a consensus is reached. In situations like this it really helps if there is one person who can make that call, so long as they do so having considered the options. If not, then you will need to talk things through, listen to other points of view, and negotiate a solution.

on, make sure that the problem you want to solve is clear, and then consider the different options with an open mind.

Another place where the art of compromise can help is when rules questions come up in a game. It's not uncommon for a game to grind to a halt, with both sides arguing. Being willing to compromise can go a long way towards sorting things out. The trick is to stop arguing, start listening and begin looking for an answer that both you and your opponent can be happy with (which, in my own experience, is usually encapsulated in 'let's roll a dice to decide').

And with that I will leave you for another month. As always, please to write to me if you have any comments on this month's Standard Bearer!

Write to Jervis at:

Jervis Johnson
c/o White Dwarf
Design Studio
Games Workshop
Willow Road
Nottingham
NG7 2WS
United Kingdom

THE BATTLE FOR TANRAK

In this article, Mat Ward introduces a map-based campaign that sees a huge Necron fleet hailing from the Nihilakh dynasty launching an invasion of the virus-ravaged Imperial planet of Tanrak, along with highlights of the matching Studio campaign.



The forces of the Nihilakh dynasty are on the move. Normally, they rest within their own borders, content to strike mercilessly at intruders, but otherwise leaving the rest of the galaxy to its own destiny. Now, however, something has changed; Nihilakh Tomb Ships are spreading across the stars, conquering whole systems, whilst ancient tomb worlds from Cardrim to Ankekh stir into life once more.

This danger consolidates itself but slowly in the minds of the Imperium's sector commanders. So commonly is contact temporarily lost with planets, listening posts and far-flung explorer ships, that little thought is initially given to the growing silence amongst the stars until it becomes clear that the silence is anything but temporary, and is expanding implacably. By the time the first survivors are able to make their report, plans have been set in motion. Reinforcements are requested from the Imperial Guard, and several Space Marine Chapters are petitioned for aid.

Across the Nihilakh Dynasty's oncoming invasion wave, only one world has the necessary location and defences to act as a bulwark: Tanrak. Long centuries ago, it was the sector capital from which a hundred other worlds were governed. Many of Tanrak's defence lasers, orbital defences and war-manufacture have stood silent since

the Szendro Revolts that saw its governor dethroned and his duties transferred elsewhere. Even so, there are formidable fortifications there for those with the wit and manpower to make use of them.

Alas, it quickly becomes clear that the lack of manpower is to be the deciding factor. With the oncoming Nihilakh fleets only a week away, a voracious and highly contagious plague breaks out on the planet. It tears through the defence forces – and the reinforcements – like wildfire. Within days, much of Tanrak has been reduced to a foetid charnel-cape. A few hive cities on the continent of Tanrak Prime manage to raise hermetic seals in time and are thus spared the plague's onset – the others are reduced to rotting necropolises in days.

So it is that when the Tomb Ships arrive, there are few defenders left to stand against them. With the plague still ravaging the planet's surface, only the Space Marines can operate outside the hive cities, so it is to them the defence falls. Even outnumbered many thousands of times over, on an infested world whose value to the Imperium has fallen greatly in a matter of days, the warriors of the Adeptus Astartes do not once think of abandoning the planet. To them it matters not whether the Battle for Tanrak leads to a hero's death or a glorious victory. This world belongs to the Emperor, and it shall not be yielded lightly...

SURRENDER AND DIE!

The Necrons have invaded Tanrak – let the games begin! Games-mastering duties for the campaign fell to myself and the legendary Dave Andrews – a suitable meld of heartless, icy logic and creative eccentricity (though I'll leave it to you to decide who embodied which in this particular instance).

THE CAMPAIGN MAP

Dave and I knew we wanted to create a map-based campaign. We didn't want the map itself to steal focus from the battles, but rather give the players context for the games they were going to play. In the end, we decided to reproduce the continent of Tanrak Prime using tiles from Planetary Empires, and elected to also use the Planetary Empires rules, with a campaign round lasting two weeks each. We did, however, make a few tweaks.

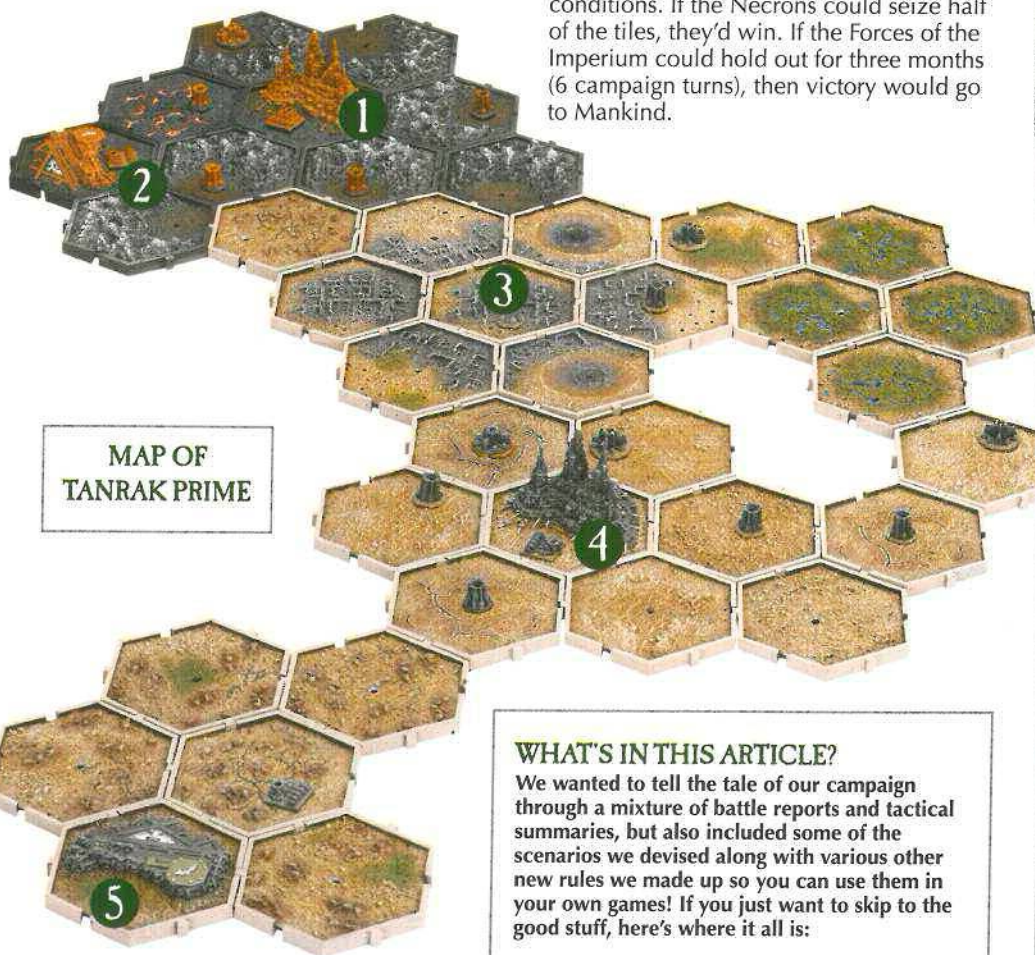

THE INVASION ROUND

Rather than have players claim tiles at the start of the game, all of Tanrak Prime would begin in the Imperium's hands. The first round of games would determine which tiles fell to the Necron advance. In this first round, the Forces of the Imperium would therefore not be able to capture tiles, but would be fighting solely to maintain control. As Dave and I decided that the invaders would have the advantage of surprise, we granted them a +3 bonus to the dice roll when attempting to capture locations at the end of the first round (offsetting the disadvantage of having no adjacent tiles). After the initial invasion, play would proceed using the normal Planetary Empires rules.

VICTORY CONDITIONS

The other main change we'd be making would be to the campaign's victory conditions. If the Necrons could seize half of the tiles, they'd win. If the Forces of the Imperium could hold out for three months (6 campaign turns), then victory would go to Mankind.

We made our map using the plastic tiles from the Planetary Empires box set. We also used the campaign rules included in it as the basis for our own campaign.



MAP OF
TANRAK PRIME

- 1** **Antar's Spire**
Set in the heart of the mineral-rich Ironbone Mountains, Antar's Spire refines and processes much of Tanrak's off-world exports.
- 2** **Skyreach Spaceport**
Skyreach is Tanrak Prime's chief spaceport – a weighty prize for the invaders, if they can seize it.
- 3** **Ruins of Gorrath**
When Waaagh! Snagra descended upon Tanrak, it was the sprawling hive city of Gorrath that bore the brunt of the attack. Now all that remains of the war-torn city are Ork-infested ruins.
- 4** **Torkan's Gate**
The steaming chem-factories of this hive city have desolated the land for hundreds of miles in any direction.
- 5** **Dusthold Spaceport**
Isolated and ruined, Dusthold Spaceport is still serviceable if a commander is prepared to make use of it.

WHAT'S IN THIS ARTICLE?

We wanted to tell the tale of our campaign through a mixture of battle reports and tactical summaries, but also included some of the scenarios we devised along with various other new rules we made up so you can use them in your own games! If you just want to skip to the good stuff, here's where it all is:

Campaign Rules	p76-77
Battle Reports	p81, 82, 85 and 90
Scenarios	p80, 84 and 87
Forces	p78-79
Datasheets	p88-89

THE WARLORDS

THE PLAYERS

The campaign had a hardened core of Warlords including Kevin Chin and his Imperial Fists, Simon Grant and his Space Wolves and Chris Peach and his Necrons. There was also many players who dipped in and out for a game or two, taking on the role of a mercenary player or showing up to play a doubles game with one of the core players. Having a wide pool of players helps keep the campaign's momentum.

When a campaign kicks off in the Design Studio, everyone wants a piece of the action. Sadly campaigns that have too many players tend to collapse under their own weight, or fizzle out as dastardly real life steals the combatants away to shopping, ironing, looking after children and all those things I understand happen to other people. Therefore, Dave and I decided to base the campaign around a core group of eight gamers – four Necron players and four Forces of the Imperium players. Others could drop in and out during the campaign, acting as mercenaries or fleeting allies.

First, and most important, each player needed to have an army! The actual size of the army was less important, as the campaign would allow for different sizes of games – indeed, unless the players proved

to be incredibly sporting, some of the battles might see one side outnumbered.

One detail that couldn't be overlooked, however, was that each player also needed an HQ choice (their Warlord) to represent their presence on the battlefield. Dave felt that this would make the upcoming struggle a bit more personal to the players. Unlike the rest of the players' armies, which they could pick and choose for each battle, their Warlord's wargear and options would be fixed. To push the Warlord idea even further, we added in Injury and Glory tables. If a player's Warlord 'died', he'd in fact just suffer some kind of ghastly wound that would leave him in less than tip-top condition. On the other hand, if a Warlord managed a suitably heroic feat, he'd have a chance of receiving a bonus in the shape of a characteristic boost or an extra rule.

INJURY TABLE

A Warlord needs to roll on this table at the end of any game in which he is removed as a casualty. Unless otherwise stated, each injury can only be suffered once, with duplicate results being re-rolled. If an injury is nullified – such as by the Miraculous Recovery result on the Glory Table – it no longer counts toward the total number of times the injury has been suffered.

2D6 Result

- 2 **Crippled:** Roll twice more on the table and apply the result, re-rolling results of 2 or 12. A model can suffer this result any number of times.
- 3 **Blind in One Eye.** The model's Ballistic Skill is reduced by 1 (to a minimum of 1).
- 4 **Night Blindness.** Whilst the Night Fighting rules are in play, this model's Weapon Skill and Ballistic Skill are 1 (but cannot be reduced further).
- 5 **Shattered Arm.** The model suffers a -1 penalty to his Attacks characteristic to a minimum of 1. A model can suffer this result twice, rather than once.
- 6 **Shattered Leg.** The model moves 2" less than normal (this applies to all kinds of movement, including consolidation and assault moves, but not including disembarkation).
- 7 **Deep Wound.** The model suffers a -1 penalty to his Wounds characteristic to a minimum of 1. A model can suffer this result twice, rather than once.
- 8 **Battle Madness.** The model gains the Furious Charge and Fearless special rules, but loses the Independent Character special rule (if he has it).
- 9 **Head Wound.** The model's Weapon Skill and Ballistic Skill suffer a -1 penalty to a minimum of 1.
- 10 **Weakened.** The model suffers a -1 penalty to his Strength characteristic to a minimum of 1.
- 11 **Doomed.** The model must re-roll all saving throws of 6.
- 12 **Rise from Defeat:** Immediately roll on the Glory table, re-rolling a result of 2, and apply that result instead of an injury.



GLORY TABLE

If a Warlord manages to cause at least 1 unsaved Wound on an enemy Warlord, Independent Character or Monstrous Creature, and the wounded model is later removed as a casualty, he rolls on the Glory table at the end of the game. Unlike injuries, glories are not persistent, but only last for a single battle. This is as it should be – war might be eternal, but glory is fleeting...

2D6 Result

- 2 **Unseen Retribution.** Immediately roll on the Injury table, re-rolling a result of 12, and apply that result instead of a glory.
- 3 **Fated.** In the next battle, your Warlord re-roll failed saving throws of 1.
- 4 **Implacable.** In the next battle, your Warlord has the Eternal Warrior and Stubborn special rules.
- 5 **Master Marksman.** In the next battle, your Warlord receives a +D3 bonus to his Ballistic Skill.
- 6 **Master of Blades.** In the next battle, your Warlord receives a +D3 bonus to his Weapon Skill.
- 7 **Miraculous Recovery.** Choose one Injury currently troubling your Warlord. That injury is nullified and no longer has any effect. If your Warlord has no injuries, re-roll this result.
- 8 **Voice of Command.** In the next battle, all friendly units within 12" of your Warlord can use his Leadership in place of their own. If their Leadership is the same or higher than the Warlord's, then they re-roll failed Leadership tests.
- 9 **Dread Reputation.** In the next battle, all enemy units that wish to launch an assault at the Warlord (or his unit) must pass a Leadership test or forfeit their assault this turn. Units composed entirely of models with the Fearless or And They Shall Know No Fear special rule automatically pass this test.
- 10 **Strength of Ages.** In the next battle, your Warlord receives a +1 bonus to his Strength.
- 11 **Hour of Bloodshed.** In the next battle, your Warlord receives a +1 bonus to his Attacks characteristic.
- 12 **Lord of Battle.** In the next game, your Warlord receives a +D3 bonus to his Weapon Skill, Ballistic Skill and Attacks (roll separately for each).

MERCENARY FORCES

As any aspiring Warlord knows, Planetary Empires has provision for players to hire mercenary units for their games. For our campaign, we decided to enforce a slightly different take on the subject: players would be able to hire mercenaries, but only if they could find a Guest Warlord to take command of them!

I SERVE YOUR WILL, FOR NOW

Every good rule has an exception, however, and this was no different. We decided it'd be jolly good fun if several Necron personalities had been drawn to Tanrak. These special characters would largely be following their own agendas, rather than those of the players, but could be induced into battle for certain promises.

In terms of the campaign, this was resolved by allowing the Necron players to secretly 'bid' points (in reality, prisoners, trinkets or promises of fealty) at the start of the campaign turn. They'd then let myself or Dave know how much they were bidding, and for whose services.

A player who had bid for a character's service then rolls a D6 for every full 10 points spent, and add the results together. Each recruitable character would have a bid threshold – if this total beat the bid threshold, then the character was hired, and joins the player's army for a single battle this turn. The bidding cost aside, he will do so for free – he doesn't count against the army's points cost, and doesn't use up one of the army's HQ choices. If two or more players bid on the same character, and both rolls beat the threshold, then the player with the highest total wins. However, players wouldn't be able to undertake such things lightly – any points bid (successfully or not) would count against their points value in the first battle of the turn.

In part this was all a devious ploy on the part of myself and Dave to stir up a little, erm, discord between our Necron players. However, it's also a great way to get special characters into the action without having them completely take over – first and foremost, this campaign should be all about the deeds of our players' Warlords!

TRAZYN THE INFINITE

Bid Threshold 20

The Archeovist of Solemnace has come to Tanrak in search of a specific artefact: the Cursed Reliquary of Saint Basillius – he'll help anyone who might be in a position to aid him in his search.

Mat says: Trazyn might be a little untrustworthy off the battlefield, but on it he's absolutely reliable – not only is he hard to kill (thanks to his habit of taking over other Necrons), but his ability to capture objectives is a game winner!

ILLUMINOR SZERAS

Bid Threshold 12

Szeras is intrigued by certain biochemical characteristics of Tanrak's inhabitants. He requires prisoners to continue his 'experiments' and knows that war offers ample opportunity to acquire them.

Mat says: All of the special characters available to the Necron players have the potential to change the course of the battle, but Szeras is probably the best value – his ability to upgrade a unit of Necron Warriors or Immortals is well worth bidding for!

NEMESOR ZAHNDREKH

Bid Threshold 22

In truth, Zahndrekh cares little for Krispekh, who he judges to be a cackling maniac with no real sense of honour. However, he does owe him a substantial favour, so has come to Tanrak with goal of clearing that debt.

Mat says: Zahndrekh's ability to bestow or strip a variety of rules can often prove pivotal. Imagine Lychguard with Hit and Run or Heavy Destroyers with Tank Hunters. Then imagine Space Wolves without Counter-attack and so on...

VARGARD OBYRON

Bid Threshold 18


Wherever Zahndrekh goes, Obyron can always be found close by. The Vargard sees the expanding dynasty as a threat, and intends to gather as much information about them before the war concludes.

Mat says: Our players should really consider bidding for Obyron alongside Zahndrekh, but if their budgets won't stretch, the Vargard's well worth considering for his combat potential (he can conceivably manage 10 Attacks in a single round!).

Both Trazyn the Infinite and Illuminor Szeras have business with the Nihilakh dynasty.



CHAD MIERZWA'S NECRONS



CHRIS PEACH'S NECRONS



GLENN MORE'S ELДАР



KEVIN CHIN'S IMPERIAL FISTS



BRING ME THE HEAD OF TRAZYN THE INFINITE

SCENARIO

“ These tiresome humans have no sense of perspective. Until I liberated this trinket they weren't using it, and didn't even know they had it. Wounded pride is such a foolish cause to die for. ”

- Trazyn the Infinite (to himself)

Trazyn's thievery has roused the ire of a recent victim, who has vowed revenge upon the Lord of Solemnace. Normally, this wouldn't matter much to Trazyn, who would simply escape to another body if danger threatened. Alas, and much to his frustration, Trazyn has discovered that the radiation that shrouds his current base of operations prevents so simple a solution. To swap bodies at this point would be like leaping blindly into the dark, with no guarantee of a destination. Thus is Trazyn forced to more devious measures as the enemy draw close. He triggers the transformation of the two surrogate hosts he has to hand, but does not attempt to transfer into either. Instead, the enemy will be faced with a conundrum – to be certain of vengeance, they must destroy all three Trazyns...



ARMIES

We fought this mission between two 1500-point armies. The Necron army contains three Trazyns, although in truth he is only paid for once and takes a single HQ slot.

Mat says: In our campaign we're fortunate enough to have access to plenty of Trazyns. Of course, you may not be quite so fortunate, in which case, feel free to use Necron Lords as stand ins for Trazyns two and three.

BATTLEFIELD

This mission was fought in the ruins of Gorvath, giving a battlefield thick with ruins and rubble. We decided to play it on a 6' x 4' Realm of Battle board, but there's no reason why you couldn't expand or shrink it based on your playing area. A substantially larger battlefield might play better with comparatively larger forces, however – say, another 500 points per side for every two additional Realm of Battle board sections you use.

OBJECTIVES

Trazyn's only goal is to survive the battle – his opponents are seeking to destroy him for his transgressions. In our campaign, this was Kevin's Imperial Fists out for payback – in your games, it's up to you to decide exactly how he's earned the foe's wrath.

DEPLOYMENT

Players roll off, the winner choosing one of the long table edges – his opponent takes the other long table edge. No units are deployed at the start of the game. Instead, any units not kept in reserve move onto the board at the start of their first turn.

FIRST TURN

Trazyn's Necrons automatically have the first turn.

GAME LENGTH

The game ends after 8 game turns have been completed, or one army is completely destroyed.

VICTORY CONDITIONS

Each side scores 1 victory point for every enemy unit destroyed. The Necrons' opponents also score an additional 5 victory points if Trazyn is slain. The side with the most victory points at the end of the game wins.

SPECIAL RULES

Irradiated Wastes: The Ruins of Gorvath are still tainted by the cataclysmic weapons used to defeat Waaagh! Snagra. Roll a D6 at the start of each player's turn. On a score of 1, all non-vehicle models on the battlefield suffer a -1 penalty to Toughness until the end of the turn.

'How Terribly Inconvenient': As Trazyn can't easily escape to another host body, his Surrogate Hosts rule is ignored for this mission.

Who is the Real Trazyn? The enemy can't tell the various potential Trazyns apart, and will have to slay them all to be sure. At the start of the game, the Necron player must make a note as to which Trazyn is the real ruler of Solemnace – the others are decoys. To keep the suspense going, the Necron player shouldn't tell his opponent which Trazyn is which until the end of the game.

CAMPAIGN SPECIAL RULES

Broken Body, Wounded Pride: Whilst some wrinkle of fate will surely preserve Trazyn the Infinite if he is 'slain' in this battle, he'll certainly think twice about returning to Tanrak for a while. Therefore, if the real Trazyn is slain over the course of this mission, his Bid Threshold doubles for the next campaign turn.

TRAZYN'S LAST STAND

BATTLE REPORT

As a Space Marine Chapter renowned for their zeal and uncompromising nature, the Imperial Fists needed little encouragement to rid Tanrak of the meddlesome Trazyn. Thus was the enigmatic archeovist hunted by Kevin Chin's wrathful Space Marines.

Trazyn had most recently been serving with Chris Peach's army under the leadership of Phaeron Krispekh, so it was decided that Chris would bear the responsibility of protecting his charge.

After an opponent-free first turn from the Necrons, Kevin wasted no time in launching an all-out assault on Chris' army – it was clear right from the start that the Imperial Fists were taking no prisoners. Kevin sped down the flanks with his Tactical Squads in Rhinos before disembarking them and taking up positions in cover. This bold but cunning tactic pinned Chris' forces back in the centre, where cover was more sparse.

Chris' forces, assailed on all sides, took a real beating over the next few turns and Kevin was able to corner then finish off one of the three Trazyns with his Master of the Forge. However, even though Chris had thus far been unlucky for the most part,

he did have a few moments where fortune favoured him. His Canoptek Spyder was able to repair the heat ray of the Triarch Stalker just in time for the war machine to obliterate the Dreadnought advancing to engage it in assault. Meanwhile, his nearby Lychguard bested Kevin's Assault Terminators, though not before a second Dreadnought joined the fray and killed the Trazyn that was accompanying them.

The game came down to whether or not Kevin could reach the third Trazyn that had been suspiciously deployed further back with a large phalanx of Immortals. He was (rightly) confident that the two Trazyns he had killed so far were copies, so needed to kill the third model to be sure. But through determination, sacrifice and no small amount of luck, Chris' few remaining units were able to hold off the Imperial Fists just long enough to secure a win by a single victory point.

TURN 3 KEY:

- 1** Kevin tracks down and kills the first copy of Trazyn with his Master of the Forge, crushing its skull with a servo-arm.
- 2** Falling just short of assault range, Kevin's Dreadnought is reduced to molten slag by the Triarch Stalker's heat ray.
- 3** The second Trazyn is torn apart by a Dreadnought.
- 4** The Canoptek Wraiths throw themselves at the Imperial Fists to stall their advance on the third Trazyn.



SPACE WOLVES UNLEASHED

BATTLE REPORT

Sigvald Deathgranter was on the warpath as Simon Grant's Space Wolves engaged the Necron armies of Andrew Kenrick and Simon Adams in a couple of early games, pitting his ruthless fury against the cold logic of Krispekh's lieutenants.

Andrew Kenrick's Necron Overlord, Nemesor Drahvek, was one of the first to lead his invading forces onto the surface of Tanrak and, in doing so, roused the Space Wolves to war. The Necrons advanced, unaware that concealed eyes were watching their every move. Heimdall Wyrdstorm, Rune Priest to Deathgranter's Great Company, sent forth a psychic signal to the Space Wolves' Strike Cruiser, *Wolf's Rage*, stationed in low orbit, summoning the Wolf Lord to battle.

So did the battle begin with a Drop Pod crashing down next to Andrew's Annihilation Barge, the Grey Hunters pouring forth from within to blast the Necron war machine with meltaguns. However, the vehicle's quantum shielding absorbed the worst of the damage, leaving its deadly tesla destructor fully operational. Lascannon fire from Simon's Predator lanced out to destroy a Ghost Ark, but so far the Space Wolves had achieved little to press their initial attack.

Andrew took ruthless advantage of Simon's faltering start, first targeting the Grey Hunters with his Triarch Stalker's heat ray before blasting the squad with his

army's combined firepower to devastating effect. Andrew then unleashed a twin assault with his Canoptek Spyders and Wraiths, whose whip coils enabled the Canoptek Spyders to finish off the last of the squad before they could even retaliate.

Turn 2 announced the arrival of Deathgranter and his mighty Wolf Guard veterans in a second Drop Pod. Moments later, the Annihilation Barge fell victim to the lascannons of the Space Wolves Predator as *Living Lightning* struck out at Drahvek and his Necron Immortals.

Andrew immediately attempted to repeat the success of his first turn on Deathgranter's squad but their Terminator armour enabled them to shrug off the worst of the incoming firepower. Simon unleashed his embattled squad on the Immortals, who swiftly fell to the fury of the Space Wolves. Andrew's Triarch Stalker joined the fray just in time to save the badly damaged form of his Necron Overlord, who fled to safety to escape a finishing blow from Deathgranter's frost axe. With his army blasted by lascannon and plasma fire, even unnatural lightning from the skies above, Drahvek was grudgingly forced to retreat.

HEROES WORTHY OF A SAGA

The Space Wolves were in action once again a few days later, this time against the Necrons of Simon Adams. After stealing the initiative, the Space Wolves were able to quickly gain the upper hand, compounded by the Necrons' poor reserve rolls. But victory was ultimately won with one glorious moment. His Grey Hunters' Razorback destroyed by gauss fire, Simon opted for the 'Space Wolf' approach and charged the offending squad, namely Nemesor Symotek and his 20 Necron Warriors. After a brutal round of close combat, the Necrons were cut down as they fled from the victorious Space Wolves!

Simon's second Drop Pod assault is altogether more successful, as his Wolf Guard engage.



Neil Hodgson's Crimson Fists Librarian faces down Robin Cruddace's Necron Warriors.



Chad Mierzwa's Necron phalanx engages Matt Hutson's Blood Angels in the ruins of Antar's Spire.



ASSAULT AT ANTAR'S SPIRE

SCENARIO

“ Strike directly at your adversary only when a formal declaration has been made.
Victory without honour is worth nothing. ”

- Excerpt from the Necron codes of battle

Frustrated at the slow progress his invasion is making, Phaeron Krispekh orders a teleportation attack on the command centre in Antar's Spire. Such a thing is technically against the ancient Necron codes of battle. However, Krispekh rules that Mankind is barely sentient, let alone a suitable beneficiary of the finer points of civilised conflict. Pausing only to oversee the destruction of the courtier who argued against his Phaeron for a fraction longer than was entirely wise, Krispekh sets his plan in motion. By chance, the Imperial commanders that oppose Krispekh are also engaged in a council of war – inside the very walls of the command bastion that the Necrons seek to destroy. Can the mightiest heroes of Tanrak repel the attack?



ARMIES

We fought this mission between two armies of 2000 points. The Forces of the Imperium were split into four equal parts. Each of the defenders had to include their Warlord and a single Troops choice, and could spend the remainder only on HQ and Elites units. The Necron army was chosen normally (though control was split between our attending Necron players) but players were encouraged to bring as many Canoptek units as possible, and could upgrade their Necron Warrior and Immortals units with phased disruption fields (see below). Necron players did not have to bring their Warlords – this was essentially a suicide mission – but we decided that any Necron Warlord that did take part in the scenario would automatically gain a roll on the Glory table.

BATTLEFIELD

A Fortress of Redemption was placed in the middle of a 6' x 4' board to act as the command bastion, with several other bastions and defence lines deployed to fill out the rest of the board. These use the rules from Planetstrike.

OBJECTIVES

The Necrons have attacked in order to destroy the command bastion, and thus disrupt the Imperial communications. Any collateral damage against the enemy Warlords is fortuitous, but not necessary for victory (it's just bragging rights and rolls on the Injury table for those Warlords who fall).

DEPLOYMENT

The Imperial Warlords are deployed anywhere on the battlefield, with their remaining portion of the army deployed within 12". The Necron army begins the game in reserve – its units must all deploy via Deep Strike.

FIRST TURN

The Necrons automatically have the first turn.

GAME LENGTH

The game ends after six game turns have been completed, or one army is completely destroyed.

Mat says: Whilst the game could end as soon as the bastion is destroyed, the Necron players will doubtless want to hunt down and slaughter the enemy Warlords.

VICTORY CONDITIONS

If the Necrons destroy the command bastion before the end of the game, they win. Otherwise, the Forces of the Imperium wins.

SPECIAL RULES

Deflection Shield: The command bastion is protected by ancient defences. It has a 3+ invulnerable save against all attacks of Strength 10. It has a 5+ invulnerable save against all other attacks. If the command bastion suffers an unsaved glancing or penetrating hit, the deflection shield fails and the saves it grants are lost.

Phase Disruption Fields: Any Necron Warrior or Immortal unit can be given phase disruption fields for +2 points per model. Close combat attacks made by models with phase disruption fields automatically inflict glancing hits on buildings on an armour penetration roll of 5, and penetrating hits on buildings on a 6.

CAMPAIGN SPECIAL RULES

Broken Comms: To represent the defenders being thrown into disarray, if the Necrons win, all of their rolls on the Capture Table at the end of the round receive a +3 bonus.

CANOPTTEK KILLING FIELDS

BATTLE REPORT

The Necrons were attacking in force, and only the might of the Imperial Warlords and their honour guards stood between the vengeful Phaeron and his goal. Could Krispekh behead the Imperial command structure in a single blow?

The assault on Antar's Spire proved to be a short and bloody encounter. The Necron army arrived in overwhelming numbers and the meagre forces arrayed against them, though incredibly powerful, seemed overmatched from the start.

However, as the Necron army materialised, many of the allied units opted to go to ground, thus avoiding the brunt of the Necron Shooting phase. Casualties proved mercifully light, leaving the allied Warlords in a stronger position than they had originally envisaged. But what they couldn't have predicted was their own

utterly dreadful Shooting phase, only accounting for a single Necron Warrior! By Turn 2, the Necron units were in a position to rapid fire and launch their assaults. The Canoptek Wraiths in particular caused carnage and even managed to slay Stefano's Inquisitor outright with a transdimensional beamer!

Ultimately, despite some individual heroics from Simon and Kevin's Warlords, the command bastion was destroyed.

TURN 2 KEY:

- 1 The Canoptek Wraiths tear through the Eldar defending the eastern flank and begin to overrun the allied defences.
- 2 The Grey Knights fight hard, but are overwhelmed by the firepower of the Necron Destroyers.
- 3 In a desperate bid to break the back of the Necron assault, Sigvald Deathgranter leads his Wolf Guard into the heart of the enemy army.
- 4 The Imperial Fists Terminators hold the line against all-comers, even fending off the mighty lychguard.



WARHAMMER
40,000

APOCALYPSE

'How goes the invasion?' The assembled Necron Lords exchanged glances as Krispekh spoke. None of them responded. 'Very well,' the Phaeron continued. 'Chamberlain, I will hear your report now – unless there is a reason I shouldn't be updated of our progress?'

The chamberlain had served the Phaeron too long to fall into quite so obvious a snare. Actually, your eminence, I believe that Margrav Odobakh was about to report, but the grandeur of your entrance took him by surprise.'

Odobakh's eyes flared angrily but the Margrav knew he was trapped. Recovering his composure, he bowed. 'Your eminence, it is my function to report that our forces are making above-projection gains across all secondary targets. In particular, progress has been excellent in Gorvath.'

'And the primary targets?' the Phaeron intoned with menace.

Odobakh paused. 'Against the primary targets, progress has been... less efficient.' He reached forth to the glowing holo-map. 'Heavy resistance has been reported. Our losses have exceeded mission parameters. But...'

'Do I understand correctly?' queried Krispekh, his voice growing louder with every syllable. 'Everything trivial, you have achieved. Meanwhile you lurk here, safe from war, whilst my grand design crumbles through your incompetence and cowardice. Your inability to deliver me so much as a single primitive city has cost me greatly.' The Phaeron's voice rose to a crescendo. **FAILURE HAS ONLY ONE REWARD.'**

Two Praetorians appeared and, with a blistering flash of light, reduced the Margrav to ash.

'Now,' Krispekh said, with silky politeness, 'shall we discuss how best to retrieve the situation?'

After an action-packed flurry of games (in which no few cheers of victory and howls of anguished defeat could be heard) it was time to wrap up the first campaign turn. As things stood, fate (or skill) seemed to be firmly on the side of the Imperial and Eldar alliance – but it was still early days and all that could yet change...

We'd always intended that the first campaign turn should end with something of a bang, and there's no better way to achieve a suitable explosion than a game of Apocalypse. For the purposes of running the campaign, this also presented us with something of a safety valve. In the unlikely event of the Necrons struggling to make any sort of invasion headway,

they would have one last chance to turn things around. If, however, the Necrons were level pegging with the Forces of the Imperium, this final send off to the turn would allow Dave and I to heap the pressure onto Tanrak's defenders. After all, when fighting a battle against an invading force that outnumbers you thousands to one, it shouldn't just be the world that feels under siege.

Oh, and for those who are worried that we were victimising the Forces of the Imperium, fear not. We had plenty of schemes in mind where the balance could yet shift back a little – but if I write them here, there's every chance that the players will get to read it before I want them to, so you'll all just have to wait.

ASHES AND DEATH

APOCALYPSE SCENARIO

“ Build the gates; call the legions through. This world shall yet be ours. ”

- Pharon Krispekh

The Necron invasion has been unrelenting, taxing to the limit the defenders' resources and resolve. Yet though the Forces of the Imperium have thus far fought with valour, their numbers have not been sufficient to counter all of the Necron incursions. So it is that, in the depths of the ash wastes, a small invasion force has gone unnoticed – that is, until a massive energy flare from

their location disrupts vital systems for hundreds of leagues in every direction. Shortly after, low-flying Land Speeders confirm the presence of a massive teleportation array amidst the ash-fields. With such a device at their disposal, the Necrons can effortlessly call in vast numbers of reinforcements. If Tanrak is to have any chance of survival, the teleport array must be destroyed.



ARMIES

We fought this mission between two armies of 4000 points. Each player had to bring his Warlord.

BATTLEFIELD

The board was a 6' x 6' board, with the teleport array in the centre (we used Forge World's Necron Pylon).

OBJECTIVES

The Necrons must protect the teleport array. The Forces of the Imperium must destroy the teleport array.

DEPLOYMENT

The Necrons can deploy anywhere that is more than 12" from any board edges. The Forces of the Imperium can deploy up to 12" on from any board edge. However, the two sides still have to bid for their amount of set-up time – this determines who sets up first, and who goes first.

FIRST TURN

The side that bids the least set-up time goes first.

GAME LENGTH

The game ends after 4 game turns.

VICTORY CONDITIONS

If the Forces of the Imperium can destroy the teleport array or destroy the Necron army before the game ends, they win. Otherwise, the Necrons win.

SPECIAL RULES

Teleport Array: The teleport array is an immobilised AV 12 vehicle with six structure points. It is protected both by quantum shielding, and also has six subatomic shields (these are treated as AV13 Void Shields).

Necron Reinforcements: Any Necron reserves must either Deep Strike or arrive through the array. Units that cannot Deep Strike must arrive through the teleport array – place them in base contact with the array; they can then move as if it had just entered from a board edge. If there is no room for the unit, it can't be placed and must wait for a space to clear.

CAMPAIGN SPECIAL RULES

From Another Dimension: If the Necrons are victorious, all Necron armies in the next campaign turn fight all their battles with +5% to their points value. This bonus is applied before any bonuses from other sources.

TRIARCH LAWBRINGER PHALANX

POINTS: 50 + MODELS

The Triarch Praetorians have fought for untold millions of years to see that the ancient Necrontyr laws do not fade from the galaxy. This noble goal is not without its obstacles, but most daunting of all these is the arrogant anarchy of lesser races, who cast aside the Praetorians' teachings whenever it suits them. Worse, these primitives sometimes actively disrupt the cause of Necron unification, making dishonourable war upon their ancient masters simply because they do not have the discipline of mind to perceive their species' proper place.

Such rebellion can sometimes be thwarted by forthright, but small-scale means – the execution of a primitive rabble-rouser or military commander by an elite phalanx of Triarch Praetorians. At other times, however, a more thorough scouring is required – often on a planetary scale. In such times, the High Judicators who guide the Praetorians in their work often seek aid from influential Phaerons – the

Praetorians are few, and lesser races breed like vermin. At other times, even other Necrons cannot be entrusted with the work at hand – it is then that a High Judicator will breach the ancient vaults and retrieve an apotheosis orb.

An apotheosis orb is similar in function to a resurrection orb, but vastly superior in form and function. Its value, if it can be valued at all, can be counted in whole star systems' worth of wealth. Accordingly, such artefacts are employed sparingly, lest they be lost to perfidious inferiors, or the scheming of Necron Lords. Whilst the apotheosis orb functions, nearby Praetorians can use its energy to infuse themselves with fresh strength and resilience.

Triarch Praetorians are implacable warriors under normal circumstances, the presence of an apotheosis orb transforms them into a nigh-unstoppable crusade of oblivion. Only by shattering the Triarch Stalker, in whose control panel the orb nestles, can the foe have any hope of victory...



Formation:

1 Triarch Stalker

1-3 Triarch Praetorian phalanxes

Special Rules:

Strike Force: All units in the strike force must be deployed within 6" of the Triarch Stalker or, if coming on from reserve, must enter the table within 6" of the Triarch Stalker's point of entry.

Apotheosis Orb: At the start of each game turn, roll a D3 – this is the number of energy points that the apotheosis orb has available this turn. Any energy points that are not immediately used are lost – they cannot be carried over from turn to turn.

Energy points can be expended to give the following effects – make a note of which you are using this turn:

Power Flare: For each energy point expended on the

Power Flare, the Triarch Stalker's weapon gains +1 Strength until the end of the game turn. If this would cause the weapon's Strength to rise above 10, it instead gains the Destroyer type.

Reassembler Field: For each energy point expended on the Reassembler Field, all Triarch Praetorian units within 6" of the Triarch Stalker have +1 to their Reanimation Protocols rolls until the end of the game turn (a roll of 1 always fails).

Sub-atomic Shield: For each energy point expended on the Sub-atomic Shield, the Triarch Stalker gains a sub-atomic shield (treated as an AV13 Void Shield) until the end of the game turn.

GHOST STRIDER PHALANX






POINTS: 100 + MODELS

Ghost Strider phalanxes are employed when the Necrons need to capture ground swiftly, but cannot, for whatever reason, make massed landings via Night Scythe. They are most effective when fighting at full strength, where the Ghost Arks' overlapping layers of quantum shielding massively reinforce one another. Thus can the Ghost Arks advance upon their chosen objective, proof against almost all incoming enemy fire.

As if this weren't enough, the Ghost Arks enjoy a further layer of protection. The Tomb Blades that accompany a Ghost Strider Phalanx contain a secondary programming layer. This layer has one purpose, and one purpose alone: the preservation of the Ghost Arks they accompany. These abnegation protocols lock into the Tomb Blades' sensor systems and keep careful watch for any incoming fire

against the Ghost Arks. Should such an attack be detected, the abnegation protocols seize control of the Tomb Blade, and hurl it spiralling into the path of the shot. This encounter is inevitably fatal for the Tomb Blade and its pilot, but preserves the much more valuable Ghost Ark from the enemy's wrath.

The movement of a Ghost Strider phalanx is almost impossible to predict. The formation is invariably guided by a Walker in the Ether – a Cryptek who can see the geography of pocket dimensions as clearly as he can the physical world. With suitable preparation, the Walker can breach these pocket dimensions, allowing the forces under his command to bypass any foes that stand in their path. Thus can a Ghost Strider phalanx strike without warning, anywhere on the battlefield.



Formation:

- 1-3 Ghost Arks
- 1-3 Necron Warrior phalanxes
- 1-3 Tomb Blade phalanxes

1 Ghost Ark must be designated as the command vehicle.

Special Rules:

Strike Force: All units in the strike force must be deployed within 6" of the command Ghost Ark or, if coming on from reserve, must enter the table within 6" of the command Ghost Ark's point of entry.

Abnegation Protocols: Whenever one of the strike force's Ghost Arks suffers a hit, roll a D6. On a score of 2+, choose a Tomb Blade from one of the strike force's units, and resolve the hit against that model, rather than the Ghost Ark. This rule has no effect against hits caused by blast or template weapons (of any size).

Quantum Zone: Any Ghost Ark in the strike force

receives a +1 bonus to the armour value it receives for quantum shielding for each other Ghost Ark within 3" (this can potentially take front and side armour values up to 15). To benefit from this bonus, both Ghost Arks must be from the same strike force, and still have active quantum shielding.


Walker in the Ether: Whilst the command vehicle is alive, the Ghost Strider phalanx can journey through a pocket dimension instead of moving normally. If this is done, the entire strike force is removed from the tabletop and immediately Deep Strikes back onto the battlefield. This ability cannot be used if Necron Warrior units are not embarked on the phalanx's Ghost Arks.

ASHES AND DEATH: THE BATTLE UNFOLDS

The military might of the Forces of the Imperium and Eldar alliance was tested to its limit when confronted with the full strength of the invading Nihilakh army. As Necrons poured through the teleport array, the allies prepared to strike.

TURN 2 KEY:

- 1** Having deployed far beyond the range of Imperial guns, the Ghost Strider Phalanx relocates into the heart of the raging battle.
- 2** The large unit of Immortals led by Szeras put their BS 5 mechanical augmentations to good use, felling the Grey Knights with beams of gauss fire.
- 3** The Avatar forges a ruinous path towards the teleport array in the centre.
- 4** The Necrons use their Subvert Machine strategic asset to control temporarily the Wave Serpent, blasting an arm from a Grey Knight Dreadnought before it is itself crippled.
- 5** The Imperial Fists Assault Terminators are gradually cut down by the deadly weaponry of the Lychguard and Trazyn the Infinite.
- 6** In the east, the Space Wolves battle their way through Canoptek Wraiths, Scarabs and three Grey Hunters with his warscythe.
- 7** Swooping overhead on his Catacomb Command Barge, Krispekh beheads three Grey Hunters with his warscythe. Sigvald Deathgranter challenges the Phaeron to single combat, seeking to avenge his fallen kin.



BATTLE REPORT

THE CAMPAIGN CONTINUES...

After a long and bloody battle, the Forces of the Imperium succeeded in fighting their way through the Necrons to wreck the teleport array. Casualties on both sides were huge, with Krispekh himself and all four allied Warlords among them.

The despicable Phaeron's masterstroke may have been thwarted, but the Necron invasion of Tanrak is far from over. Keep your eyes out in future issues and on the blog, where we'll keep you informed of any further developments. The Necrons may have been thwarted so far, but they are immortal, and nothing if not patient...



Forge World

Counted mightiest amongst the military power of the Imperium are the god-machines of the Adeptus Titanicus, the Titan Legions. Smallest and fastest of these towering behemoths are the Warhound Scout Titans, armed with crushing firepower and incredible speed.

www.forgeworld.co.uk



The Imperial Eagle and the Crux Titanicus are proudly blazoned upon the cockpit.



The Deus Vulpa is commanded by Princeps Eliath, a veteran of the Legio.



The ancient and revered engine Deus Vulpa of the Legio Metalica, the Iron Skulls.




Each god-machine bears many battle honours, proudly displayed that the foe might tremble before it.

The Titan Crew on Foot, sold separately, are shown for scale purposes.



Mars-pattern Warhound Titan



Each Titan Legion bears its own heraldry and blazons.

The Warhound's weapons are each slaved to a blessed Servitor, permanently hardwired into target-logis cogitators.

Each Titan bears the Machina Opus device of the Adeptus Mechanicus.

The Warhound Praetus Mort of the Legio Gryphonicus, the War Griffons.

The notable engagements of the god-machine are inscribed upon sacred banners.

Lucius-pattern Warhound Titan

THE LORD OF THE RINGS STRATEGY BATTLE GAME

A TALE OF FOUR GAMERS

In the final instalment of our fly-on-the-wall series, our gamers have been busy painting and fighting (on the tabletop) in a bid to be crowned A Tale of Four Gamers Series Champion.

As, but all things must come to an end and our Tale of Four Gamers series is no exception. Over the last three months, four hobbyists have built and painted brand-new armies for The Lord of the Rings Strategy Battle Game and taken their first faltering steps on the battlefield. Each month, our gamers have been competing against one another in a variety of painting and gaming challenges to earn as many series points as possible.

In their busiest month so far, our gamers were tasked with painting a centrepiece for their collection, increasing their force to a 700-point army, and taking part in a multi-player, Good versus Evil battle to bring the series to a suitably climactic end.

For their centrepieces, Simon and Dom decided to paint a vignette from The Lord of the Rings range (shown opposite), whilst Nick and Dan took the opportunity to bulk

out their armies with a new monster (see overleaf). For the second month running, all four gamers managed to score full marks for completing their painting projects on time, so it would be down to the final battle to decide who would be crowned the winner.

For those of you that have been joining in at home, competing with your friends and keeping up with each month's challenges, you now have the chance to be crowned as your own series champion. But if you've been going it alone, you can simply compare your score with our motley foursome instead. Either way, why not send in your photos and final series scores to Dan at Games Workshop's What's New Today blog? whatsnewtoday@games-workshop.co.uk

MONTH THREE – THE FINAL CHALLENGE:

Paint a centrepiece for your collection. For example:

- A large monster.
- A powerful named Hero (must be over 100 points).
- An appropriate diorama (a selection of vignettes are exclusively available online).

Expand your force to a fully painted 700 point army including:

- An army list.
- Any unnamed Heroes to be given appropriate names.
- Your army centrepiece (where relevant).

Arrange and play a multi-player Points Match game, including everyone in your gaming group that is taking part in the Tale of Four Gamers challenge.

Points will be awarded as follows:

- | | |
|-----------------------------------|-----------|
| • Centrepiece painted on time: | +2 points |
| • 700 point army painted on time: | +3 points |
| • Victory in battle: | +5 points |
| • A draw in battle: | +3 points |
| • A loss in battle: | +1 point |

Maximum points on offer this month:

10 points

The Chosen Four:



Often mistaken for an Uruk-hai Berserker, Simon Grant is actually a genuine scion of Gondor.



Behind his deranged smile, Dan Harden is a willing sycophant of the Dark Lord Sauron.



If Dom Murray grew a beard, he would look just like a Rider of Rohan. It's a shame he hasn't, really.



Despite (or even because of) his unhinged nature, Nick Bayton bears the mark of Saruman himself.



Simon: As much as I wanted to use the Death of Gothmog vignette to make a nice display piece for my army cabinet at home, I also wanted to keep the fantastic versions of Aragorn and Gimli as gaming miniatures that I could include in my Gondor army. With that in mind, I drilled holes into the display base so that I could mount or remove them at leisure.

Of course, the Three Hunters wouldn't be complete without Legolas, so I included a model of him as well (standing further back from the others so as not to distract from the main focus of the vignette – namely Gothmog getting the chop!). In larger games, I can now modify my army's theme from the defence of Osgiliath to the Battle of the Pelennor Fields, replacing Boromir (sniff, sniff!) with Aragorn, Legolas and Gimli instead.



Dom: Having concentrated on building and painting an army for the last few months, I felt it would be a refreshing change to paint the Fate of the Witch King vignette as a centrepiece display – that and it depicts one of my favourite scenes from the Return of the King movie!

The vignette itself was mounted on a display base and blended in using Green Stuff and Citadel Sand. Once this was fully painted, I started working on the three characters themselves. I painted each separately and, once they were all completed, glued them to the base to finish it off.

As soon as I finished the vignette, I found myself painting another version of Eowyn and Merry to join my Rohan army. I must have subconsciously been inspired by their heroic stand even as I painted the depiction of their moment of glory!

Uruks of the White Hand

Warband 1: Isengard

Leader – Lurtz

60 points

12 Uruk-hai Scouts with 8 shields.

104 points

Warband 2: Isengard

Mauhûr

60 points

12 Uruk-hai Marauders with 4 Orc bows and 4 shields.

116 points

Warband 3: Isengard

Hurtz, Uruk-hai Captain with heavy armour and two-handed weapon.

60 points

Isengard Troll

105 points

8 Feral Uruk-hai.

96 points

Warband 4: Mordor

Grishnâkh, Orc Captain.

45 points

9 Orc Warriors with 4 shields, 3 spears and 2 two-handed weapons.

54 points

TOTAL: 700 points

Gothmog's War Host of Mordor

Warband 1: Mordor

Leader – Gothmog, Lieutenant of Morgul, with warg.

145 points

12 Morannon Orcs, with 6 spears and 8 shields.

98 points

Warband 2: Mordor

Kragor, Captain of the Black Guard.

60 points

Great Beast of Gorgoroth

125 points

Mordor Troll

100 points

6 Black Guard of Barad-dûr with banner.

97 points

Warband 3: Mordor

Ringwraith with 9 Will, 1 Might and 1 Fate.

75 points

TOTAL: 700 points



Théoden's Royal Host of Rohan

Warband 1: Rohan

Leader – Théoden, King of Rohan, with armoured horse, heavy armour and shield. 90 points

3 Rohan Royal Guard with horses. 48 points

Son of Eorl 22 points

Warband 2: Rohan

Erkenbrand, Captain of Rohan, with horse. 75 points

6 Westfold Redshields throwing spears and banner. 121 points

Warband 3: Rohan

Brytta, Captain of Rohan with heavy armour. 50 points

12 Warriors of Rohan with throwing spears, shields, and banner. 133 points

Warband 4: Rohan

Háma, Captain of Rohan. 50 points

6 Rohan Royal Guard. 60 points

Warband 5: Rohan

Deogar, King's Huntsman. 50 points

TOTAL: 699 points

The Defenders of Osgiliath

Warband 1: Minas Tirith

Leader – Boromir, Captain of the White Tower, with shield. 180 points

12 Citadel Guard with spears. 108 points

Warband 2: Minas Tirith

Faramir, Captain of Gondor, with bow. 75 points

6 Rangers of Gondor with 3 spears. 51 points

Warband 3: Minas Tirith

Lord Baranor, Knight of the White Tower. 55 points

12 Warriors of Minas Tirith with shields and 6 spears. 102 points

Warband 4: Minas Tirith

Madril, Captain of Ithilien. 55 points

6 Rangers of Gondor with 3 spears. 51 points

Warband 5: Minas Tirith

Damrod, Ranger of Ithilien. 20 points

TOTAL: 697 points



Bringing Down the Beast

Mauhúr's Marauders moved towards the centre in a bid to leave Boromir and his Citadel Guard stranded on the extreme flank. However, the warband was all but annihilated over the next few turns by the arrows of the Rangers and blades the Warriors of Minas Tirith, leaving the Great Beast of Gorgoroth horribly exposed. Swift to take advantage of the opportunity, Boromir led his elite soldiery into combat with the mighty creature, and with the aid of the Knight of the White Tower, felled the beast with a flurry of vicious blows.

The Decisive Battle...

All four players gathered with their fully painted armies in a bid to claim the last available points on offer before the final tally was made and series rankings determined. Settling on the Lords of Battle – a suitably dramatic scenario that would see each army's Heroes showing their quality – the players deployed and the action was soon underway.

The Evil alliance began the game with priority, charging forward to get to grips with the armies of Gondor and Rohan arrayed against them. Dom countered with his infantry on the left flank, moving to engage and hold up the Uruk-hai opposite him, whilst the remaining battleline pivoted at the centre with Boromir's warband swinging around on the right flank into the space so recently abandoned by Mauhúr's Marauders. The shooting of the Rangers of Gondor, the King's Huntsmen and the Westfold Redshields took a heavy toll on the lightly armoured Uruk-hai in the first few turns and by the time that combat began in earnest, Simon and Dom were in ascendancy and comfortably ahead on victory points. However, the arrival of the Mordor and Isengard Trolls soon redressed the balance and the Rohan infantry on the left took a real beating.

The breakthrough came with the death of the Great Beast of Gorgoroth in Turn 5, the gigantic creature's death throes causing



Simon: Well that game was the perfect conclusion to a fun, fast and furious three months of painting and playing The Lord of the Rings. The heroism of our leaders, Boromir and Théoden, just gave us the edge we needed to break the back of their army and win the day. For me, that was definitely the highlight and a fitting conclusion to the series.

On that note, it's been a lot of fun taking part in A Tale of Four Gamers with three other such like-minded hobbyists – we're all massive fans of The Lord of the Rings and I believe that has really shone through in the time and effort we've each put into completing the monthly challenges. The final scores were really close in the end, with Nick in particular matching me point-for-point until falling at the final hurdle.

As much as getting everything painted to a monthly deadline required a lot of dedication and hard work, (not to mention a lot of patience from my wife!), the upside is that I've now got an awesome new Gondor army which I can be justifiably proud of. I plan on expanding this army, probably with a Battle of the Pelennor Fields theme in mind, so look out for any updates in the future.



Dom: What a win! It was pretty nervy all the way through, and to say it was a bloody encounter would be an understatement. Erkenbrand performed like a hero of legend, and should rightly have died about two turns earlier than he actually did. And as for those Trolls, the brave Rohan Royal Guard didn't think they were remotely terrifying.

Such a big battle was a great way to end this challenge. The last three months have been great fun. I've got a great looking army out of it and managed to increase the amount of painting that I've done (the threat of an angry White Dwarf editor on deadline day is a great motivator!).

I'm going to continue painting my Rohan army for the foreseeable future, as there's still plenty left to do. I'll start with Éomer's Éodred, followed by Grimbold's Helmingas and a few more Sons of Eorl and Royal Guard for Théoden. I'll have to add the Three Hunters as well as Gandalf and a few of Haldir's Elves too so I can refight the siege of Helm's Deep. And that's not counting the extra warbands, Captains and foot versions of my mounted characters! I'll be painting for a little while yet, but that's the beauty of this hobby – no army is ever truly finished.

FINAL SERIES SCORE:

700 points & centrepiece painted + a win

24

FINAL SERIES SCORE:

700 points & centrepiece painted + a win

20

carnage to both sides with its passing. More crucially, however, there was now a massive hole in the Mordor lines and the Warriors of Minas Tirith and Citadel Guard poured through the gap with Boromir at their head. The Ringwraith was the first to suffer as a result, falling moments later as Denethor's firstborn cut his way through the Mordor flank to reach his quarry.

In the centre, the valiant Rohan cavalry held firm against incredible pressure from Gothmog, the Black Guard and the two Trolls. Dom's canny use of Heroic Moves (and not a few 4+ roll-offs going his way!) combined with poor rolling from Nick and Dan, not to mention Erkenbrand's incredible tenacity, kept the centre of the Good battleline in one piece just long enough for Simon's elite infantry to roll up the flank and break the Evil army.

The game was now at risk of ending, but Nick and Dan were far from finished, battling hard to recover the game. Lurtz cut down the Knight of the White Tower and Kragor brought Faramir to the brink of death. A Warg-less Gothmog rampaged through the centre to assail Théoden directly, whilst Hurtz and the two Trolls tore up Dom's flank. Boromir intervened just in time to save his brother's life, and Lurtz fled before him moments later to avoid the same fate. But the death of Gothmog at the hands of Théoden was the clincher, securing a hard-fought victory for Simon and Dom.



The Glory of King Théoden

Throughout the battle, the King of Rohan had led his men with consummate skill and great courage, bravely leading his Royal Guard into the thick of the Mordor battleline time and time again. His boldness in battle almost cost him his life, however, as an enraged Gothmog carved his way through Théoden's bodyguard to strike the king a dozen brutal blows. But Théoden's shield arm held true and he soon fought back. With the help of two Rangers, desperate to avenge the razing of Osgiliath, King Théoden cut the Orc general down.



Nick: Gaaah! Pipped to the post at the very last minute! What a fantastic game and a great way to end A Tale of Four Gamers too. My Uruks were causing mayhem... right up until they started to run away, that is! But I loved seeing my new Troll in action; he certainly caused the Heroes of Rohan and Gondor a few problems. If only Mauihú had decided to hold up Boromir's

contingent instead of running away, Dan and I might yet have carried the day (*that's right, blame the model!* – Ed).

I love painting The Lord of the Rings miniatures and this series has been a great excuse to crack out the old brushes and paint a themed force that I've wanted to do ever since I first saw The Fellowship of the Ring movie. I also loved the competitive edge to A Tale of Four Gamers – a friendly rivalry is perfect for making you want to finish that painting project! It's been great to see the results of four very different approaches to collecting an army from The Lord of the Rings – we were all inspired by different aspects of the hobby, yet all produced a force we could be proud of. I've still got a few Uruks to add to my army; hopefully I'll see you for Armies on Parade at Games Day.



Dan: I was cheated I tell's ya', cheated! Everything was going to plan, the forces of Mordor and Isengard were sweeping all before them and somehow we managed to seize defeat from the jaws of victory. Okay, so that isn't strictly true – between myself and Nick, we must have rolled more 1s than I have ever seen in a single game – it was a miracle we did as well as we

did. Simon's tactics and Dom's fearlessness in the face of overwhelming odds really won them the game.

There was one point during the battle, whilst we were all laughing at how awful Nick's dice rolling was, which made me glad to be a part of this great hobby. Despite some tight painting deadlines, the whole challenge has been superb fun, from the moment I opened my first box of Orcs to the day when they went to war in our final battle. Every step of the way we've been inspiring and encouraging each other on, giving each other ideas and taking them in return. We now have 2800 points of painted models between us, and every single one of them looks superb, from the lowliest Orc to the mightiest hero. I'm already planning what to add to my army next!

FINAL SERIES SCORE:

700 points & centrepiece painted + a loss

20

FINAL SERIES SCORE:

700 points & centrepiece painted + a loss

15

DEATH WORLDS

A hardened veteran of the Hobby Team, Chad Mierzwa has been there, seen it and modelled it all. Over the next few pages, he tells us how he created two sets of hazardous death world terrain.

Honoured Imperium

I covered the Space Marine statue with vines made from wire, giving the impression of the planet's malignant plant life.

NOXIOUS FLORA

These alien plants were created using stumps from the Warhammer 40,000 Trees kit. I mounted them in a Moonscape crater for added effect and painted the 'flowers' in a red hue as a natural warning of their toxicity.



Moonscape

These craters are fantastic multi-purpose terrain pieces. With a little imagination, they're very easy to customise.

ALIEN FOLIAGE

These trees use the fronds from the Warhammer 40,000 Trees kit that I had left over from the noxious flora. I specifically avoided using any green tones when I painted them, as I wanted to reinforce their alien nature.



DEAD TREES

The Battlescape kit features a number of dead trees that are just great for adding a sense of ruin and desolation to a gaming table. I painted the stumps and broken branches of the trees in light brown shades as if they were rotting.



Battlescape

I love this kit, as it works perfectly as a battlefield ruin or, with a bit of tinkering, a terrain piece fit for a death world.



“The alien dream is to dance on the grave of Mankind.”

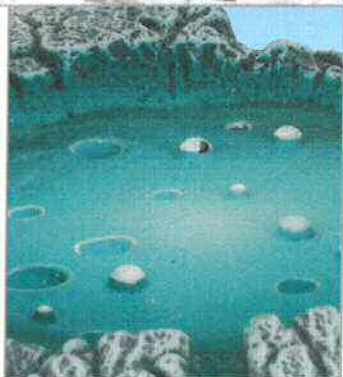
Honoured Imperium

This kit is a great addition to any gaming table as it lends itself to representing an Imperial presence on almost any type of terrain.

Skyshield Landing Pad
Including a Skyshield Landing Pad really adds to the sense of the outpost's isolation, as if it were the only way in or out.

FROZEN LAVA

I basecoated the bubbling core of the Moonscape craters with Stegadon Scale Green before layering with Sotek Green and Temple Guard Blue. To finish the effect, I added a light dusting of Skull White Spray from high above.



FALLEN STATUARY

I painted the shattered aquila symbol first as this would make it easier to weather the stone at the same time (and with the same colours) as the churned snow surrounding it. I applied this principle to all of the terrain.



Shrine of the Aquila


Trimming the base to create a tilt on each of the building sections hints at the violence of the death world's seismic activity.

Moonscape

To make a caustic spring effect, I used filler, which I prodded with a paintbrush handle and embedded with half-beads as it dried.

MAKING ICICLES

The icicles hanging from the Skyshield Landing Pad were made from the clear plastic stems of Flying Bases. I carefully trimmed them down with a Hobby Knife to create an uneven surface before gluing them in place.



POWDERY SNOW

To create this effect, I painted the building as normal then lightly sprayed it from one angle with Skull White Spray. Before it had time to dry, I sprinkled Citadel Snow over the top. This method can be repeated for a thicker snow effect.



CITADEL®

The Warhammer 40,000 scenery range includes a comprehensive range of plastic kits, ranging from ruined building and defensive fortifications to a 6' x 4' modular gaming table. Check online for the full range of terrain kits.



Imperial Sector

The architecture of the Warhammer 40,000 universe made manifest, comprising a mix of Basilica Administratum, Sanctum Imperialis and Manufactorum buildings.

£51.25 €80, 650dkr, 750skr,
750nkr, 500rmb, 275zł

Moonscape

A set of five different variations of plastic craters. These can be used to decorate your war-torn battlefield, representing artillery blast craters or orbital strike points.

£10.50, €15, 115dkr, 140skr,
140nkr, 100rmb, 50zł

Skyshield Landing Pad

A landing pad large enough to comfortably fit an Imperial Valkyrie with room to spare. The armoured crenelations are movable and can be lowered or raised.

£25.50, €32.50, 250dkr, 310skr,
310nkr, 250rmb, 125zł

Realm of Battle Gameboards

The Citadel Realm of Battle Gameboard is a modular gaming surface that uses six 2' by 2' highly detailed plastic tiles that can be set up in a variety of configurations. The two flat tiles are also available separately to make a bigger board.

CITADEL REALM OF BATTLE GAMEBOARD


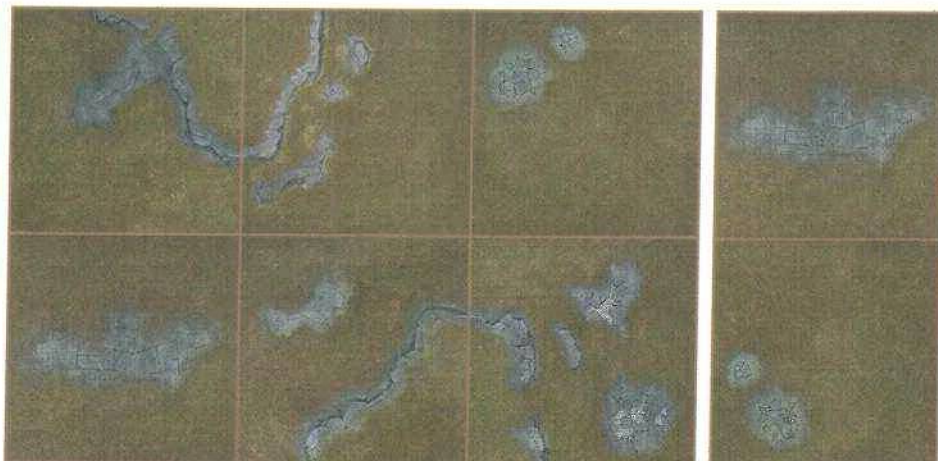
This set contains six individual 2' by 2' gameboard tiles, 32 plastic connectors, and a nylon zip-up bag with shoulder strap.

CITADEL REALM OF BATTLE GAMEBOARD EXTENSION

The extension set contains two flat 2' by 2' gameboard tiles, allowing you to increase your Realm of Battle to a mighty 8' by 4' in size.

SCENERY PAINTING PACK


Containing 400ml of brown paint, 200 grams of Scorched Grass, 25 grams of Static Grass, 118ml of PVA glue and a 2" scenery brush.



Shrine of the Aquila

A huge ruined building dominated by a vast gateway, crowned with stylised architecture depicting a majestic Imperial eagle and flanked by enormous Gothic windows.

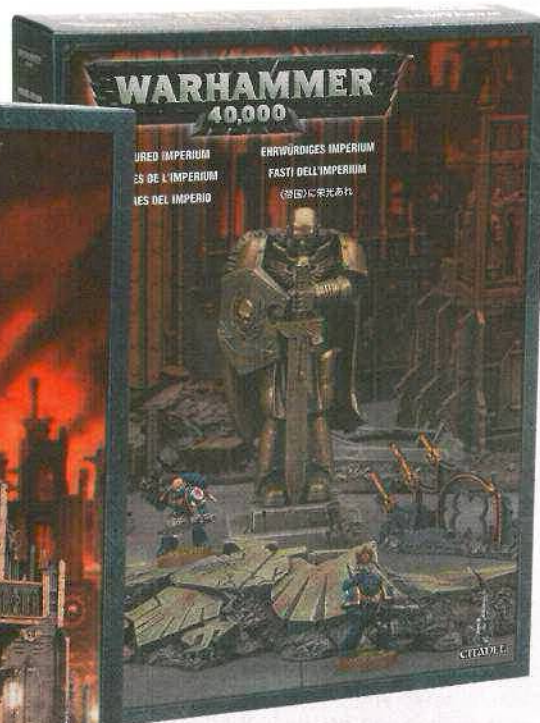
£20.50, €26, 225dkr, 270skr, 270nkr, 200rmb, 100zł



Sanctum Imperialis

This building can be assembled to represent a ruined building that is replete with the baroque iconography and imagery of the Imperial Creed.


£15.50, €22.50, 175dkr, 200skr, 200nkr, 150rmb, 75zł



Honoured Imperium

A three-piece kit containing a ruined piece of Imperial architecture, a broken aquila, and a statue that stands 6" tall, depicting a fallen hero of the Space Marines.

£15.50, €22.50, 175dkr, 200skr, 200nkr, 150rmb, 75zł



An epic week long experience, the College of Artisans is your chance to spend five days indulging in your favourite hobby! We asked the Warhammer World Events Team to tell us more!


Chief Artisan Nick Bayton: The College of Artisans is a weeklong festival where attendees will be able to indulge themselves in their favourite aspects of the hobby. Whether you enjoy collecting, modelling, painting, scenery making or gaming, there is plenty for hobbyists of all ages to enjoy! At the start of the week, you'll be given your Battle Bundle, containing a bucket load of Citadel miniatures and scenery (there will be loads to choose from, from every army and game!). We will be putting on lots of tutorials and events throughout the week, but how you spend the week will then be up to you! Fancy assembling your new models all week with expert help? Go for it! Want to play in a one-day Throne of Skulls event? Do it! The choice is yours! Here's your chance to further your hobby by learning great techniques from experts from around Games Workshop. It's the perfect way for any hobbyist to meet new friends, start a new army, learn new techniques and tactics and just have a really good time!

Master Tactician John Bracken: Warhammer World plays host to some of the greatest gaming events in the world all year round. This summer we really wanted everyone attending the College of Artisans to experience them. As you can imagine, fitting an entire year's worth of events

into one week might sound impossible, but thanks to the College of Artisans' unique format, we have managed to do just that! Whether you want to experience the excitement of a Throne of Skulls, the camaraderie of the Doubles weekend or wish to carve your own saga during the Campaign day the choice is yours!

Head Artificer Adam Snook: The Warhammer World Events Team have teamed up with some of our very good friends from around Games Workshop Head Office to bring you some exclusive seminars, and hobby Masterclasses! If you want to spend a two hour session learning from Mark Bedford and Phil Stutcinkas how to apply the techniques from the Forge World Model Masterclass book, now's your chance! If you want to speak to the expert scenery team here in Warhammer World who are responsible for the terrain in the most inspirational gaming hall on the planet, then here is your opportunity. We have even managed to get Alan Bligh from Forge World to come along and speak about the stack of Imperial Armour books he has written. If that's not enough for you, Black Library will be selling pre-release books and goodies months before they hit the shelves. You do not want to miss this, it's going to be the stuff of legends!

ENGINEER VON BRACKENHOFFEN'S



Come and spend a whole week with us here at Warhammer World, indulging in your favourite hobby! With tutorials from special guests from around Games Workshop, gaming events including a hallowed Throne of Skulls and more, you won't want to miss this!

**20th August–24th August 2012,
Warhammer World, Nottingham**

What will you need to attend?

- All equipment, including paints, brushes and glue are provided – all you need is yourself!
- Travel and accommodation for the week.
- Attendees must be aged 12+. Those aged 12–15 must be accompanied by a responsible adult.
- For any further information regarding the event, e-mail us at whworldevents@games-workshop.co.uk, or call us on 0115 9004994.
- Tickets cost £180 per person and are available from www.games-workshop.com

What does the ticket cover?

- Access to loads of tutorials, gaming events and other events besides throughout the week!
- Your choice of Battle Bundle, which will include a large selection of Citadel Miniatures and scenery, which you can work on all week and keep!
- Lunch everyday in our Restaurant.
- Organised entertainment in the evenings, including quizzes, film screenings and more!
- Access to all of Warhammer World's facilities, including the Miniatures Hall.



Alan Bligh
Forge World Writer
and Games Developer



Blake Spence
Forge World Scenery
Designer



Phil Stutinskas
Forge World
Miniatures Designer
and Painter



Ray Dranfield
Warhammer World
Scenery Expert



Gareth Williams
Warhammer World
Scenery Guru



Nick Bayton
Figure Painter
Extraordinaire



John Bracken
Master Tactician



Adam Snook
Gaming Guru

Tickets available from 2nd May 2012!

EVENTS DIARY

Conquer the world at tournaments and learn new skills at hobby days! Events are your opportunity to immerse yourself fully in the hobby with, potentially, people from all over the world. Events are the places to spend your weekends.

WARHAMMER WORLD EXHIBITIONS

VAMPIRE COUNTS

March 10th – May 6th
Disguised in finery befitting the grandest of nobility, the Vampire Counts are a perilous threat to the Old World. Admire their chilling presence in the original artwork and miniatures from the Design Studio.

May 2012

May 12th

WARHAMMER DOUBLES WEEKEND

Details: Stand back to back once more as you unleash a myriad of spells, shot and slaughter upon your unsuspecting foes! You and your stalwart ally, duped pawn or nefarious conspirator must see off a multitude of rival teams in this arena of conquest! Play five great games over the weekend where only the mightiest will prevail!

Tickets: Tickets cost £90 per team.

May 26th

WARHAMMER 40,000 CAMPAIGN WEEKEND: BADAB WAR PART II

Details: The Badab War is one of the blackest moments in Imperial History. A bitter war between two factions wreaks havoc on the area of Imperial space known as The Maelstrom. Alliances are forged and shattered in heartbeats. As you wage war your chosen hero will gain fame and notoriety as you discover what fate awaits you in the Badab War!

Tickets: Tickets cost £58 per player

DESIGN STUDIO OPEN DAY

14th July 2012, 10am-6pm
Warhammer World, Nottingham

For one day only, the Design Studio staff, including 'Eavy Metal painters, Games Development, Miniatures Design team, and many more, will be here at Warhammer World running seminars, hobby demonstrations, and answering all your questions about the hobby!

What can you experience at the Open Day?

- Seminars run by the Games Development team
- Hobby demonstrations with the 'Eavy-Metal, Hobby, and Miniatures Design teams
- A variety of interactive gaming activities, as well as the chance to chat to all of the creative staff in the Design Studio
- Stunning displays of artwork, miniatures and terrain produced by the Design Studio

Other information

- Tickets cost £15 per person and are available from www.games-workshop.com
- We provide free parking on site throughout the day
- Food and drink is available all day from Bugman's Bar
- For up to date information about the Open Day, join our Facebook page - GWWarhammerWorld

Tickets available from 2nd May 2012!

REALM OF BATTLE MASTERCLASS



Choose from a selection of possible designs* including:

- Rolling green fields
- Sweeping deserts
- Barren ash wastes
- Frozen snowscapes
- Alien red planets
- Rocky plateaus

*Please note, scenery and miniatures sold separately

Are you daunted by the task of fully painting a whole Citadel Realm of Battle board? Not sure that you have the knowledge to get it just right and don't want to mess it up? Why not pop along to our Warhammer World Citadel Realm of Battle workshop where our expert team will take you through the steps to make your board look amazing!

Saturday 11th August 2012,
Warhammer World, Nottingham

What does the ticket cover?

- You will get a Citadel Realm of Battle board undercoated and ready to go complete with carry case, you will get all the foundation paints to cover the whole board in a selection of colour schemes to suit any army, access to the scenery teams specialist equipment to get the board covered in static grass, and all the finishing touches.
- Players must be aged 12 or over – anyone under the age of 16 must be accompanied by a responsible adult.
- For any further information regarding the event, e-mail us at workshoptickets@games-workshop.co.uk, or call us on 0115 9004994.

- Hands on tuition from Forge World scenery designer Blake Spence and Gareth Williams from the Warhammer world scenery team
- Tea and coffee will be provided throughout the day
- A hot lunch with your tutors
- Access to all of Warhammer World's facilities, including the Miniatures Hall.
- Tickets cost £250 per person and are available from www.games-workshop.com

Tickets on sale 2nd May 2012, available from www.games-workshop.com
Places on this Masterclass are extremely limited, so please book early to avoid disappointment

WARHAMMER

WARHAMMER
40,000

THE LORD OF THE RINGS
STRATEGY BATTLE GAME

June 2012

June 2nd



MASTERCLASS: SCULPTING

Details: Sculpting legends Aly Morrison, Trish Carden and Aragorn Marks will take you through the steps required to change an Empire Greatsword in a rotting undead minion! This Masterclass will focus on giving you the skills to convert models using green stuff to make them truly unique!

Tickets: Tickets cost £105 per person and include all the tools and equipment you will need to make your conversion on the day, and includes hot drinks and food with the tutors.

June 16th



THE LORD OF THE RINGS DOUBLES WEEKEND

Details: The ever-popular Lord of the Rings Doubles weekend returns as mighty armies clash in epic battle! Join with your ally and fight to both conquer and defend Middle-earth as you experience Lord of the Rings gaming in a whole new way!

Tickets: Tickets cost £90 each (admits two players) and include access to the event, three meals each over the weekend and Saturday night entertainment in the form of the ever-popular Hobbit Olympics!

June 23rd



WARHAMMER THRONE OF SKULLS JUNE '12

Details: Come to Warhammer World and take part in another great Warhammer Throne of Skulls event as we unleash the armies of The Old World in conflict for a whole weekend! Grab your army and come along for a great Warhammer experience, take a look at some wonderful looking armies, and swap war stories with friends old and new.

Tickets: Tickets cost £58 per player and include access to the event and three meals over the weekend.

June 30th



WARHAMMER 40,000 DOUBLES WEEKEND

Details: Descend upon Warhammer World with your Battle Brother to wreak havoc and mayhem in our June Doubles Weekend. Engage in five glorious battles in a war torn universe as you and many others strive for supremacy. Bear witness to some amazingly painted armies, play some amazing games and meet with old friends whilst making new ones!

Tickets: Tickets cost £90 each (admits two players) and include access to the event, three meals each over the weekend and Saturday night entertainment.

WARHAMMER WORLD EXHIBITIONS

The Empire

May 12th – July 8th

Since its founding the Empire has stood fast, its tireless citizen soldiers and valiant heroes surviving against innumerable foes.

Detailed miniatures and evocative artwork show this army in their full glory.



Forge World MASTERCLASS SPACE MARINE VINDICATOR



Spend the day with Forge Worlds top painters and sculptors Mark Bedford and Phil Stutinskas, producers of such models as the Ork Mega Dread and Caestus Assault Ram, as they take you through the techniques they use to paint a Space Marine Vindicator!

4th August 2012, Warhammer World, Nottingham

What will you need to attend?

- Tickets must be aged 16 or over.
- For any further information regarding the event, e-mail us at info@www.games-workshop.co.uk or call us on 0115 9060994.

Tickets available from
2nd May 2012!

What does the ticket cover?

- A Space Marine Vindicator, prepared to be your choice of any one of the following Chapters: Ultramarines, Dark Angels, Space Wolves, Black Templars, Red Scorpions, Grey Knights, Night Claws, or Blood Angels.
- Hands on tuition from Mark Bedford and Phil Stutinskas, experts from the Forge World team.
- Tea and coffee will be provided throughout the day.
- A hot lunch with your tutors.
- Access to all of Warhammer World's facilities, including the Miniatures and Exhibitions Hall.
- Tickets cost £115 per person and are available from www.games-workshop.com

WARHAMMER
40,000

IMPERIAL
ARMOUR

WARMARCH



War on an unprecedented scale awaits those brave enough to march to war in August. Cities are torn apart and entire regiments vanish as smoking shell casings the size of battle tanks rain down from the heavens like broken gods. Men panic and aliens flee in terror as the shadow of their source blots out the very light of the sun.

18th–19th August 2012,
Warhammer World, Nottingham

What will you need to attend?

- You will need a fully painted 1750 point army from any current Warhammer 40,000 Codex or Imperial Armour book.
- A copy of the Warhammer 40,000 rulebook and your relevant Army Book/Codex, as well as dice, templates, objectives and a tape measure.
- Travel and accommodation for the weekend.
- The Ironsides 70k and Warhammer World events. Guide: These are available to download from www.games-workshop.com on the Warhammer World section.
- Please reach the event 15 minutes early.
- For any further information regarding the event, please e-mail us at info@www.games-workshop.co.uk or call us on 0115 9060994.

What does the ticket cover?

- Five great games of Warhammer 40,000 over the weekend!
- Lunch on Saturday and Sunday, and an evening meal on Saturday.
- Daily registration between 10.00–10.30 on Friday night, and open gaming until 2.00.
- Organised entertainment on Saturday evening, including a quiz from ForgeWorld!
- Access to all of Warhammer World's facilities, including the Miniatures and Exhibitions Hall.
- Tickets cost £58 per player and are available from www.games-workshop.com

Tickets available from 2nd May 2012!



FIND OUT WHAT'S GOING ON AT WARHAMMER WORLD AND YOUR LOCAL HOBBY CENTRE WITH
FACEBOOK, TWITTER AND ON WWW.GAMES-WORKSHOP.COM



SETTING UP A GAMING CLUB



Want to set up your own gaming club? Bek Hawkbly is Games Workshop's Community Co-ordinator and looks after all club enquiries. If you have any questions or need advice about any club issues then give Bek a call. Bek is also a keen hobbyist of many years and has armies for all our core systems.

Contact:

Bek Hawkbly

Tel: 0115 900 4821 or
017826 911 555

Email: bek.hawkbly@games-workshop.co.uk

Games Workshop's Community Coordinator, Bek Hawkbly has years of experience when it comes to running and setting up gaming clubs. We asked her to share her advice and top tips.

Being in a club means being part of a like-minded group of people who share the same interests. Socialising in such an environment is not difficult at all. One of the truisms of the hobby is that there are no absolutes: there is no one right way to do any of the things that hobbyists do. Painting, modelling, and even gaming are arts that are best learned alongside the experience of others. Sharing your enthusiasm and ideas, helping each other week by week, is a great way to improve your skills and abilities.

The advantages of being in a club are many and include lots of other armies to play against as well as a wealth of knowledge to tap into.

Getting Started




There are a few factors which you will need to consider, and we will cover these in this article. We also have a Club Toolkit with all this information and more, to get one just get in touch.

The first thing to think about is where your club will meet. Community venues are great places to start looking. These can be anything from a Scout Hut to a Sports

Hall or Library. These are rooms available to hire or use freely, usually owned and run by a third party not directly connected with the club. They can be found by enquiring at Town Halls, Civic Centres and local Libraries. Your local Games Workshop store may also know of venues in the area.

Pubs and Private Clubs are also popular venues and often have rooms which can be hired out by clubs. These rooms often mean your club will have an age restriction of 18+ due to licensing laws. On no account should minors be put into a position where they may be able to buy or consume alcohol, nor should the proprietor have to worry about having underage customers on his premises.

Schools make great venues for the students and teachers in that or any nearby institution. However, unless they offer the hire of rooms as venues after school for clubs, sports or adult education, they will not be suitable for independent or adult-orientated clubs. (If you are interested in starting up a school club, please have a look at the School Toolkit, available on the Games Workshop website or contact me directly.)



Important Information

To ensure your club enjoys quality hobby time and is stress free you will need to think about some basic Health and Safety.

Always check the fire safety procedures, facilities as well as Child Protection guidelines (these only apply if the club has any members under the age of 18). It is also worth considering legal requirements: many venues insist that there is at least one adult over the age of 18 who will take responsibility for the hiring of the venue.

Do you (or the venue) have Public Liability Insurance. This is very important as if the venue is not covered you may be personally liable! It's good to decide on an

age range for your club as this can often make some decisions about venues for you!


Go For It!

Once you have done this all you need to do is find your new club members! The best way to do this is to talk to other customers in your local Games Workshop Hobby Centre – the store's Facebook page is a great way to find out which other hobbyists are looking for places to play.

So, if you have always wanted to start a club but were not sure how, now you know! Simply give me a call and I will send you a pack and you will be well on your way to having a regular place to play.

FIVE REASONS TO ATTEND A CLUB

1. You can get a regular variety of games with your favourite rules systems
2. You can all help each other create and enjoy the ultimate army of miniatures
3. You can all work together to build gaming boards and scenery
4. You can work to build hobby skills so that you get more from your hobby than you ever could alone
5. You can take part in more than a standard game – campaigns, special scenarios and club ladders are all easy to do



If you are still at school and would love to be part of a club then don't despair! We have lots of support for School Clubs including The School Tool Kit which provides the information needed to get started. We even have a School League for you to participate in!

For more details get in touch with Bek Hawky – see contacts opposite.

Alternatively, visit:
www.games-workshop.com

VISIT: WWW.GAMES-WORKSHOP.COM

STORE FINDER

OPENING TIMES

Games Workshop stores can be found up and down the land, in cities and towns, on high streets and in shopping centres. Consequently, the opening hours of individual stores may vary greatly.

We therefore recommend you contact the relevant store for individual opening times before visiting.

You can find your local store's details online with our Store Finder:

www.games-workshop.com

Hobby Centres are Games Workshop's own retail outlets. Each store provides gaming and painting facilities and is staffed by expert hobbyists.

Full range of products

All our Hobby Centres stock a full range of Warhammer 40,000, Warhammer and The Lord of The Rings games and models as well as all the hobby materials you need to collect, build and paint your armies.

In-store order point

All our Hobby Centres also have a webstore order point through which you can choose from our entire range of Citadel miniatures, including the Specialist Games and Collectors ranges and the ever-expanding range of Bitz Packs which allow you to further customise and add character to your armies.

What's more, if you have your order sent to your local Hobby Centre, we'll send it POST FREE!

Free painting & modelling advice

No matter what your level of painting or modelling skill, if you spend 30 minutes with one of our members of staff you will see those skills improved and might find out something you never knew.

Free gaming & tactics advice

All our staff are experienced gamers (after all it's what they do for a living!). They can give you sound tactical advice, help you build battle-winning armies and clear up most of your rules queries.

Free Beginners programme

Our special Beginners programme teaches you how to play and helps you take your first steps into the Games Workshop hobby. All you need to do is come along.

STORE LISTING

May 2012

AVON

GW BRISTOL:
33b Wine Street,
BS1 2BQ Tel: 0117 925 1533
facebook.com/GWBristol
GW BRISTOL (CRIBBS CAUSEWAY):
Unit 129, The Mall,
BS34 5LP Tel: 0117 959 2520
facebook.com/GWCrbsCauseway
BRISTOL, Antics Model Shop:
BS1 3DB Tel: 01179 273 744
BRISTOL, Area 51:
BS7 8BA Tel: 01179 244655
BRISTOL, Cut and Thrust Wargaming:
PS2 6U Tel: 01173 920 021
CRIBBS CAUSEWAY, HobbyCraft:
BS34 5TS Tel: 01545 051 6524

BEDFORDSHIRE

GW BEDFORD:
10 Greyfriars,
MK40 1HP Tel: 0123 427 3663
facebook.com/GWBedford
BEDFORD, Close Encounters:
MK40 1PW Tel: 01234 270777
DUNSTABLE, Parallel Worlds:
LU5 4NP Tel: 01582 668 280
HARPENDEN, Lorna's:
AL5 1TH Tel: 01582 749 304
LEIGHTON BUZZARD, 8 Model Shop:
LU7 1TA Tel: 01525 373357

BERKSHIRE

GW MAIDENHEAD:
1 Kingway Chambers, King Street,
SL6 1EE Tel: 01628 863 1247
facebook.com/GWMaidenhead
GW NEWBURY:
114 Bartholomew Street,
RG14 5DT Tel: 01634 540 340
facebook.com/GWNewbury
GW READING:
29 Oxford Road,
RG1 2QA Tel: 0118 959 8693
facebook.com/GWReading
GW WINDSOR:
Unit 3, 6 George V Place,
SL4 1QP Tel: 01753 861007
facebook.com/GW Windsor
HENLEY ON THAMES, Henley Model Miniatures:
RG9 1AG Tel: 01494 372464
READING, HobbyCraft:
RG1 3HS Tel: 01494 051 6532

SLOUGH, Warlord Workshop:
SL1 4JG Tel: 01753 694 171
WINDSOR, WJ Daniels:
SL4 1DP Tel: 01753 862106

BIRMINGHAM AREA

GW BIRMINGHAM:
36 Priory Queensway,
B4 7LA Tel: 0121 233 4840
facebook.com/GWBirmingham
GW DUDLEY:
Unit 36, Merry Hill Centre,
DY5 1SP Tel: 0121 446 1010
facebook.com/GWDudley
GW SOLIHULL:
690 Warwick Road,
B91 3DX Tel: 0121 705 7997
facebook.com/GWSolihull
GW SUTTON COLDFIELD:
36 Birmingham Road,
B72 1QQ Tel: 0121 354 3174
facebook.com/GWSuttonColdfield

GW WALSALL:
Unit 26, Old Square Shopping Centre,
WS1 1QP Tel: 0192 272 5207
facebook.com/GW Walsall

GW WOLVERHAMPTON:
9 King Street,
WV1 1ST Tel: 0190 231 0466
facebook.com/GWWolverhampton

BIRMINGHAM, Console Games:
B45 0LD Tel: 0121 457 7736
KIDDERMINSTER, TJ Models:
DY16 2DP Tel: 01562 747002

BUCKINGHAMSHIRE

GW AYLESBURY:
8 Market Street,
HP20 2FN Tel: 01296 429 703
facebook.com/GWAylesbury

GW HIGH WYCOMBE:
No 55 Eden Walk Gallery, Eden,
HP11 1BJ Tel: 0149 453 1494
facebook.com/GWHighWycombe

GW MILTON KEYNES:
Unit 2, 592 Silbury Boulevard,
MK9 2AD Tel: 0150 869 0477
facebook.com/GWMiltonKeynes

AYLESBURY, HobbyCraft:
HP20 1DG Tel: 01494 051 6525

CHESHAM, Harvey Johns:
HP5 1BP Tel: 01494 782161
GERRARDS CROSS, Howard Marshall:
SL9 0LS Tel: 01753 802952

HAZELMERE, Childs Toys:
HP15 7AA Tel: 01494 711 425
MILTON KEYNES, HobbyCraft:
MK13 4PU Tel: 0845 051 6544

CAMBRIDGESHIRE

GW CAMBRIDGE:
34 Regent Street,
CB2 1DP Tel: 0122 331 3350
facebook.com/GamesWorkshopCambridge

GW PETERBOROUGH:
3 Westworth Street,
PE1 1DN Tel: 01733 890 092
facebook.com/GWPeterborough

CAMBRIDGE, Cambridge Toy Shop:
CB1 1PA Tel: 01223 309 010

CAMBRIDGE, HobbyCraft:
CB1 3ET Tel: 0845 051 6584

ELY, City Cycle Centre:
CB5 4PB Tel: 07553 663131

EYNSBURY, Wheelers:
PE19 2TA Tel: 01480 476529

HUNTINGTON, Niche Comics:
PE29 3TF Tel: 01480 352 307

MARCH, The Toy Box:
PE15 8LB Tel: 01354 658 051

PETERBOROUGH, The Rift:
PE1 1EL Tel: 01733 341607

WISBECH, Prams & Toys:
PE13 1BA Tel: 01945 584142

CHANNEL ISLANDS
JERSEY, ST. HELIER, The Little Shop:
JE2 3NT Tel: 01534 501923
GUERNSEY, ST. PETERS PORT, Carousel:
GY1 1TB Tel: 01481 721723

CHESHIRE
GW CHESTER:
112 Foregate Street,
CH1 1HD Tel: 0124 431 1987
facebook.com/GW Chester
GW CREWE:
8 Market Street,
CW1 2EG Tel: 01270 216903
facebook.com/GWCrewe
GW MACCLESFIELD:
31 Church Street,
SK11 6LB Tel: 0162 561 9020
facebook.com/GWMacclesfield
GW STOCKPORT:
32 Mersey Square,
SK1 1BA Tel: 0161 474 1443
facebook.com/GWStockport

STORE FINDER KEY

GAMES WORKSHOP HOBBY CENTRE
(*) These Hobby Centres are closed on Mondays and Tuesdays.
PREMIUM STORE
Stocks most of the product range.*
NEW STORE OPENING
Indicates new stockists.
* To be sure they have what you want in stock, we recommend calling the store first.

GW WARRINGTON:
Unit 20, Bank Street, Time Square,
WA1 2AP Tel: 0192 565 1984
facebook.com/GWWarrington
BRIDGEMERE, HobbyCraft:
CW5 7QB Tel: 0845 051 6537
CHESTER, HobbyCraft:
CH1 4BY Tel: 0845 051 6546
CONGLETON, Colours and Crafts:
CW12 1EE Tel: 01260 277211
CREWE, HobbyCraft:
CW1 2RP Tel: 0845 051 6529
ELLSMERE PORT, D&A Models:
CH65 8JH Tel: 01535 57949
NORTHWICH, Level 1:
CW9 5AE Tel: 01696 45053
NORTHWICH, The Model Shop:
CW9 5EA Tel: 01606 47740
STOCKPORT, Gossings Toymaster:
SK6 6AW Tel: 01614 272099
STOCKPORT, HobbyCraft:
SK1 2HH Tel: 0845 051 6530
WARRINGTON, HobbyCraft:
WA2 8TP Tel: 0845 051 6541
WIDNES, Widnes Model and Craft Centre:
WA6 6AZ Tel: 01514 228043

CLEVELAND

GW MIDDLESBROUGH:
Unit 33, 39 Dundas Street,
TS1 1HR Tel: 0164 225 4091
facebook.com/GWMiddlesbrough
BILLINGHAM, W. Boyes & Co Ltd:
TS20 2NW Tel: 01642 292 732
GUISBOROUGH, Road Flag Ltd:
YS14 6BN Tel: 01287 677772
HARTLEPOOL, Chips:
TS26 9HL Tel: 01429 860800
MIDDLESBROUGH, Waugh Games:
TS5 0TL Tel: 01642 292 732
NORMANBY, PC Tech:
TS6 0LT Tel: 01642 481085
RED CAR, PC Tech:
TS10 3DL Tel: 01642 461010
STOCKTON ON TEES, Hobbies R U:
TS10 1PL Tel: 01642 335187
STOCKTON ON TEES, Miniature Games:
TS10 1BD Tel: 01642 679 666

CORNWALL

GW TRURO:
Unit 1, Bridge House, New Bridge Street,
TR1 2AA Tel: 0187 232 0047
facebook.com/GWTruro

BODMIN, Brickells:
PL31 2BL Tel: 01237 77088
CALLINGTON, GMS @ Simphee's:
PL17 7AN Tel: 01379 383900
EAST LOOE, Today Toyshop:
PL13 10F Tel: 01642 292 732
HAYLE, Blewett's of Hayle:
TR27 4BQ Tel: 01736 753 012
LAUNCESTON, Gamezone Models:
PL15 9DY Tel: 01566 773407
LISKEARD, Trago Mills:
PL14 6HY Tel: 01579 348877
PENZANCE, Newlyn Post Office:
TR18 5HL Tel: 01736 364592
REDRUTH, Barb's Lil Shop:
TR15 2AU Tel: 07939 586 934
ST AUSTELL, Mad for Miniatures:
PL25 9QB Tel: 01726 72259
ST IVES, Dragon's Hoards:
TR26 2DS Tel: 01736 799404
WIDEBRIDGE, Brickells Toy & Nursey:
PL27 7DD Tel: 01208 812615

COUNTY DURHAM

GW DURHAM:
64 North Road,
DH1 4SQ Tel: 0191 374 1062
facebook.com/GWDurham
GW DARLINGTON:
79 Slaughergate,
DL3 7LX Tel: 0132 538 2463
facebook.com/GWDarlington

BISHOP AUCKLAND, Chips:
B15 9JH Tel: 0191 608 586 049
facebook.com/GWBishopAuckland

BISHOP AUCKLAND, Windshop Models:
DL14 7PF Tel: 01308 669 766

CHESTER LE STREET, Chips:
DH3 3BH Tel: 01642 227348

CONSETT, Chips:
DH8 5LA Tel: 01642 227348

DARLINGTON, Lamb's:
DL3 9EP Tel: 01325 466642
SEAHAM, Games of War:
SE7 0AA Tel: 01915 817 118
STOCKTON ON TEES, HobbyCraft:
TS17 7BW Tel: 0845 051 6559

CUMBRIA

GW CARLISLE:
Unit 2, Farla Lane,
CA1 1DP Tel: 01222 859 8216
facebook.com/GWCarlisle

GW KENDAL:
Unit 4 & 5, Blackhall Yard,
LA9 4LU Tel: 01524 539 722211
facebook.com/GWkendal

BARROW-IN-FURNESS, Heaths:
LA14 1JE Tel: 01229 820 435

BOWNESS-ON-WINDERMERE, Emel Atkinson & Sons:
LA23 3AP Tel: 01539 443 047

BRAMPTON, Hadrian's Hobbies:
CA8 1NW Tel: 07662 177 909

COCKERMOUTH, The Toy Shop:
CA13 9LU Tel: 01900 825855

KENDAL, Airys of Kendal:
LA9 4RA Tel: 01539 720 781

PENRITH, Harpers Cycles:
CA11 7PG Tel: 01768 864 475

WORKINGTON, Toy Towns:
CA14 1NQ Tel: 01900 873 322

DERBYSHIRE

GW CHESTERFIELD:
21 Infieldgate,
S40 1RL Tel: 01246 271118
facebook.com/GWchesterfield

GW DERRY:
42 Sadler Gate,
DE1 3NR Tel: 0133 237 1657
facebook.com/GWDerby

ASHBOURNE, Lumbards Toy Shop:
DE8 1CG Tel: 01535 345115

BUXTON, Knowles Toys and Models:
SK17 6JY Tel: 01298 24203

CHESTERFIELD, Midland Co-op:
S40 1UN Tel: 01246 220 700

DERBY, Tokyo Otaku:
DE1 2DB Tel: 01232 311355

DERBY, Toy Planet:
DE1 2PQ Tel: 01332 347734

GLOSSOP, Wain Services:
SK13 7AB Tel: 01457 553 548

ILKSTON, Midland Co-op:
DE7 2SD Tel: 01292 327 777

MATLOCK, Shakes:
DE4 3AQ Tel: 01629 582 482

RIPLEY, Chimera Leisure:
DE5 3BU Tel: 01773 747849

STANLEY COMMON, Oakfield Farm:
DE7 6P4 Tel: 07969 534912

DEVON

GW BARNSTAPLE:
8 Queens House, Queen Street,
EX32 3JH Tel: 01271 859115
facebook.com/GWBarnstaple

GW EXETER:
314 Sidwell Street,
EX4 6NN Tel: 0139 249 0305
facebook.com/GWExeter

GW PLYMOUTH:
64 Cornwall Street,
PL1 1LR Tel: 0175 225 4121
facebook.com/GWPlymouth

GW TORQUAY:
12 Market Street,
TQ1 3AQ Tel: 0180 320 1036
facebook.com/GWTorquay

BRIXHAM, Mainly Miniatures:
TQ6 4HJ Tel: 01803 882 355

CULMOMPTON, Nanna's Toy Chest:
EX15 1LB Tel: 01864 839317

DARTMOUTH, WG Pillar & Co:
TQ6 9AN Tel: 01803 832 139

EXETER, Khaos Games Ltd:
EX4 4AX Tel: 01392 670 022

EXETER, Iron Haven Games:
EX2 6NN Tel: 01392 202 462

EXMOUTH, Collett's Model Trains:
EX8 1JL Tel: 07885 988578

HONITON, Pressplay:
EX14 1PG Tel: 01404 549612

KINGSBRIDGE, The Trading Post:
TQ7 1PG Tel: 01548 052 923

NEWTON ABBOT, Trago Mills:
TQ12 6JD Tel: 01626 821111

OKEHAMPTON, Kinderbox:
EX20 1AW Tel: 01837 659950

PAIGNTON, Paignon Model Shop:
TQ6 5BT Tel: 01803 555802

PLYMOUTH, Antics Model Shop:
PL1 1DU Tel: 01752 221 851

PLYMOUTH, Giants Lair:
PL4 0ST Tel: 01752 226 975

PLYMOUTH, Nimrod Models:
PL7 2AJ Tel: 01752 311999

SIDMOUTH, Clidmore Toymaster:
EX10 8LZ Tel: 013955 64992

TAIVISTOCK, Kaleidoscope:
PL19 0HE Tel: 01822 615 236

TAIVISTOCK, Games and Computers:
PL19 0DD Tel: 01822 616288

TEIGNMOUTH, Jackman's Toybox:
TQ14 8EA Tel: 01626 788755

TEIGNMOUTH, M Cubed:
TQ14 8PE Tel: 01626 870955

TIVERTON, Banbury's:
GL6 0QD Tel: 01884 252627

TORRINGTON, Toyzone:
EX38 8HQ Tel: 01895 824 790

TOTNES, Finishing Touches:
TQ9 5RW Tel: 01303 862244

TOTNES, Today Toyshop:
TQ9 5PB Tel: 01803 640 193

DORSET

GW BOURNEMOUTH:
85 Commercial Road,
BH2 5RT Tel: 01202 319 252
facebook.com/GWBournemouth

GW POOLE:
Unit 12 Fountains Centre,
BH15 1DB Tel: 01202 268 5634
facebook.com/GWPoole

BLANDFORD, Inspirations:
DT11 7PX Tel: 01250 408999

BOURNEMOUTH, HobbyCraft:
BH22 1DJ Tel: 0845 051 6520

BRIDPORT, Frosts Toymaster:
DT16 3JP Tel: 01308 232 271

CHRISTCHURCH, Simple Miniature Games:
BH23 1EB Tel: 01202 489721

DORCHESTER, Dorchester Toys:
DT1 1BT Tel: 01305 261 152

SHAFESBURY, The Toy Box Dorset Ltd:
SP7 4B Tel: 01761 858 177

SHERBOURNE, The Corner House:
DT9 3JL Tel: 01793 815 615

SHERBOURNE, The Toy Barn:
DT9 4X Tel: 01793 815 840

SWANAGE, Leonard's:
BH19 1BT Tel: 01199 426096

WEYMOUTH, Howley's Toymaster:
DT4 8HQ Tel: 01305 779255

WIMBORNE MINSTER, Riverside Toys:
BH21 1LN Tel: 01202 881754

ESSEX

GW CHELMSFORD:
Unit 4C, The Meadows Centre,
CM2 6FD Tel: 0124 549 0048
facebook.com/GWChelmsford

GW COLCHESTER:
2 Short Wyre Street,
CT1 1LN Tel: 0120 676 7279
facebook.com/GWColchester

GW SOUTHEND:
12 Southchurch Road,
SS1 2NE Tel: 0170 246 1251
facebook.com/GWSouthend

GW THURROCK:
Unit 415B, Level 3, Lakeside Shopping Centre,
RM20 2ZJ Tel: 01700 884 7133
facebook.com/GWThurrock

HARLOW, Marquee Models:
CM20 1XS Tel: 01279 423 334

BASILDON, HobbyCraft:
SS14 1WP Tel: 0845 051 6536

BASILDON, Xlounge Gaming Ltd:
W18 4ND Tel: 01268 293 591

BILLERICAY, Toys N Tucks:
CM12 9YB Tel: 01277 650444

BRAINTREE, Kidzone Toys:
CM7 2YA Tel: 01776 554 793

BRAINTREE, Games Cellar:
CM7 3JY Tel: 01376 552755

BRENTWOOD, B&M Cycles:
CM14 4RG Tel: 01277 214 342

CHADWELL HEATH, Atomic Comics:
RM6 4AH Tel: 02085 978 547

CHELMERSFORD, HobbyCraft:
CM2 6XE Tel: 0845 051 6572

CLACTON ON SEA, Clacton Art & Craft Centre:
CO15 1JA Tel: 01255 436 346

COLCHESTER, 4TK Gaming:
CO4 5EG Tel: 01206 756300

HARLOW, HobbyCraft:
CM20 2DA Tel: 0845 051 6565

HORNCHURCH, Tole Haven:
RM12 4TN Tel: 01708 475051

LEIGH ON SEA, Caliver Books:
SS9 3NH Tel: 01559 302 111

MALDON, Colin Bliss Models:
CM9 3BE Tel: 01621 851 327

RAYLEIGH, Toys N Tucks:
SS6 7EV Tel: 01268 775 501

RAYLEIGH, Gamerz Nexus:
SS6 7HL Tel: 07875 957506

SAFFRON WALDEN, Game On:
CO15 1AX Tel: 01799 508 022

SOUTHEND ON SEA, Wayland Games:
SS2 3SE Tel: 01702 662730

WESTCLIFFE ON SEA, Argosy Toys:
SS0 9LJ Tel: 01702 346 006

GLOUCESTERSHIRE

GW CHELTENHAM:
16 Pittville Street,
GL52 2JL Tel: 0124 222 4419
facebook.com/GWCheltenham

GW GLOUCESTER:
35 Clarendon Street,
GL1 1EA Tel: 0145 500 5033

GW STRATFORD:
Bourton on the Water, Bourton Model Railway,
GL54 2AN Tel: 01342 821 821

CHELTENHAM, HobbyCraft:
GL51 9RR Tel: 0845 051 6581

CIRENCESTER, Crocodile Toys:
GL7 2PR Tel: 01285 656 050

GLOUCESTER, HobbyCraft:
GL1 5SF Tel: 0845 051 6522

MORETON IN MARSH, Cotswold Book Store:
GL52 0AE Tel: 01603 655 266

STROUD, Antics Model Shop:
GL9 6AN Tel: 01452 764417

HAMPSHIRE

GW BASINGSTOKE:
3 Potters Walk,
RG21 7GQ Tel: 0125 646 0050
facebook.com/GWBasingstoke

GW PORTSMOUTH:
24 Arundel Street,
PO1 1NL Tel: 0239 287 6266
facebook.com/GWPortsmouth

GW SOUTHAMPTON:
23 East Street,
SO14 1HG Tel: 0238 033 1962
facebook.com/GWSouthampton

GW WINCHESTER:
35 Jewry Street,
SO23 8BY Tel: 0196 286 0199
facebook.com/GWWinchester

ALDERSHOT, The Game Shop:
GU11 1DZ Tel: 01246 211 443

ALTON, Alton Model Centre:
GU34 1DD Tel: 01420 542 244

ANDOVER, Andover Toys:
SP10 1LX Tel: 01264 352 261

BASINGSTOKE, HobbyCraft:
RG23 4HN Tel: 0845 051 6371

EASTLEIGH, Eastleigh Waygames:
SO30 5JA Tel: 02380 644 179

FAREHAM, Craft Crazy:
PO16 0EF Tel: 01249 285 371

FARNBOROUGH, Dark Star:
GU14 6EN Tel: 01252 545019

FLEET, Fleet Toys:
GU15 3TH Tel: 01252 613949

FORDINGBRIDGE, All The Cool Stuff:
SP6 1AX Tel: 01245 620 696

GOSPORT, TD Books and Wargames:
PO15 1LR Tel: 07969 49485

HAVANT, HobbyCraft:
PO9 1ND Tel: 0845 051 6558

LYMINGTON, He Figures:
SO41 3AQ Tel: 01950 672002

MILFORD ON SEA, Milford Models and Hobbies:
SO41 0QD Tel: 01590 642 112

NEW MILFORD, Toys of New Milford:
GU25 4JZ Tel: 01763 705 177

NORTHEND, Fun Toys and Games:
PO2 0LH Tel: 02392 696734

PETERSFIELD, Folly Models:
GU31 4AD Tel: 01730 267 932

PORTCHESTER, Vicor Models:
PO24 9UZ Tel: 01292 351 160

RINGWOOD, Toys of Ringwood:
BH24 1AT Tel: 01425 479 444

ROMSEY, Roundabout:
SO51 8GD Tel: 01794 512 145

SOUTHAMPTON, Rod & Sues Models:
SO10 4AA Tel: 02380 844 550

SOUTHAMPTON, HobbyCraft:
SO18 3HW Tel: 0845 051 6521

SOUTHSEA, Solent Wargames:
PO4 0JP Tel: 02392 363175

SOUTHSEA, Southsea Models:
PO5 2SG Tel: 02392 733 208

WINCHESTER, Childhood's Dreams Ltd:
SO23 9DT Tel: 01962 861 953

HEREFORDSHIRE

GW HEREFORD:
40 Elgin Gate,
HR4 4AB Tel: 01432 355 040
facebook.com/GWHereford

HEREFORD, Weebly Bookshop:
HR4 8SA Tel: 01544 319292

LEDBURY, Little Shop of Wonders:
HR8 2AA Tel: 01531 632206

LEOMINSTER, Martin's Models & Crafts:
HR5 8AS Tel: 01568 613 782

ROSS ON WYE, Revolutions:
HR9 7DY Tel: 01569 562 639

HERTFORDSHIRE

GW HEMEL HEMPSTEAD:
16 Bridge Street,
HP1 1EF Tel: 0144 224 9752
facebook.com/GWHemelHempstead

GW ST ALBANS:
18 Heritage Close,
AL3 4EB Tel: 01772 786 1193
facebook.com/GWStAlbans

GW STEVENAGE:
5 Queenway,
SG1 1DA Tel: 01438 355044
facebook.com/GWStevenage

BERKHAMSTEAD, Hamlin's:
DE2 2AB Tel: 01442 864 642

BUNTINGFORD, Lost Ark Games:
SG9 9AD Tel: 01753 446 414

CHESTNUT, Creative Thinkings:
EN8 9NU Tel: 01992 622333

HITCHIN, Battle Worlds:
SG5 1BY Tel: 01462 436588

HITCHIN, Mainly Models:
SG5 1BY Tel: 01462 427 704

LEICHTWORTH GARDEN CITY, Cultbert's Toys:
SG6 3DA Tel: 01462 450330

LEICHTWORTH, Rowells Toy Emporium:
SG6 3DN Tel: 01462 480 717

STEVENAGE, HobbyCraft:
SG1 1XN Tel: 0845 051 6553

STEVENAGE, KS Models:
SG1 3AN Tel: 01476 746 616

WELWYN GARDEN CITY, Fun House Toy Store:
AL8 6HA Tel: 01707 391 319

WATFORD, HobbyCraft:
WD17 2SF Tel: 0845 051 6538

ISLE OF MAN

DOUGLAS, Model Tech:
IM2 1ER Tel: 01624 666 055

ISLE OF WIGHT

NEWPORT, Cheap Thrills:
PO10 1JP Tel: 01983 530 570

NEWPORT, R P Games:
PO30 1BQ Tel: 01342 821 821

NEWPORT, Toy & Models:
PO30 1BQ Tel: 01983 528 250

RYDE, The Sports & Model Shop:
PO33 2DT Tel: 01983 862 454

KENT

GW BLUEWATER:
Unit 052B, Upper Thames Walk, Bluewater,
DA9 9SQ Tel: 0132 242 7880
facebook.com/GWBluewater

GW CANTERBURY:
Unit 5, Iron Bar Lane,
CT1 2HN Tel: 0122 745 2880
facebook.com/GWCantebury

GW MAIDSTONE:
74 Pudding Lane,
ME14 1PA Tel: 01622 267 7435
facebook.com/GWMaidstone

GW TUNBRIDGE:
36 Grosvenor Road,
TN1 2AP Tel: 0189 252 5763
facebook.com/GWTunbridge

ASHFORD, Kid's Stuff:
TN23 1AB Tel: 01233 610200

ASHFORD, Xpress Games:
TN14 8JN Tel: 01233 621710

BEXLEY HEATH, Kit Krazy:
DA6 8DT Tel: 0209 298 7177

BROADSTAIRS, Time & Space:
ME10 1LE Tel: 01843 866 006

CHATHAM, Maymores:
ME4 4EP Tel: 01634 400 931

CRAWFORD, HobbyCraft:
DA1 4LD Tel: 0845 051 6535

DEAL, John Roper:
CT14 5TE Tel: 01394 361404

DOVER, Turners Models:
CT17 0ST Tel: 01393 263 711

DOVER, Xpress Games:
CT16 1BU Tel: 01394 449358

EDENBRIDGE, D&M News and Toys:
TN9 5AG Tel: 01732 862 837

FOLKESTONE, Penkraf:
CT19 4QD Tel: 01792 292992

FOLKESTONE, Xpress Games:
CT26 3AD Tel: 01501 449 474

GRAVESEND, Steve's Collectables and Toys:
DA12 2EQ Tel: 01474 564 465

GRAVESEND, The Stamp Centre:
DA13 0AT Tel: 01774 862 439

HILDENBOROUGH, Toy Time:
TN11 9AQ Tel: 01732 833 695

HYTHE, Apple Jax:
CT21 3JU Tel: 01303 262 692

MAIDSTONE, HobbyCraft:
ME15 6EN Tel: 0845 051 6539

MAIDSTONE, Model World:
ME14 5JH Tel: 01622 734535

MAIDSTONE, No Man's Land:
ME14 1HP Tel: TBC

ROCHESTER, Rochester Games:
ME1 1JT Tel: 07952230818

SEVENOAKS, JH Lorimer:
TN13 1JR Tel: 01732 452 840

SEVENOAKS, Manloves:
TN14 5AR Tel: 01732 454 952

SITTINGBOURNE, F1 Hobbies:
ME10 3TB Tel: 0845 2606222

SITTINGBOURNE, Nickel Books:
ME10 4PD Tel: 01795 429 546

THANET, HobbyCraft:
CT10 2BF Tel: 0845 051 6564

TUNBRIDGE WELLS, HobbyCraft:
TN3 3UR Tel: 0845 051 6568

LANCASHIRE

GW BLACKPOOL:
8 Birley Street,
FY1 1DU Tel: 0125 375 2056
facebook.com/GWBlackpool

GW BOLTON:
Unit 14 (1st floor), Crompton Place,
BL1 1DF Tel: 0120 436 2131
facebook.com/GWBolton

GW BURY:
16 Crompton Street,
BL9 0AP Tel: 0161 797 6540
facebook.com/GWBury

GW PRESTON:
15 Miller Arcade,
PR1 2QY Tel: 0177 282 1855
facebook.com/GamesWorkshopPreston

GW WIGAN:
W21 1NP Tel: 01942 829121
facebook.com/GWWigan

ASHTON UNDER LYNE, Roundabout Toys:
OL6 6AJ Tel: 01613 432 344

BLACKBURN, Batcave:
BB2 1JL Tel: 01254 667 488

BLACKBURN, Mercers Toys:
BB2 2BA Tel: 01254 681401
facebook.com/GWBlackburn

BLACKPOOL, Collectables:
FY4 1BW Tel: 01253 403839

BOLTON, HobbyCraft:
BL1 2SL Tel: 0845 051 6531

BOLTON, Portcullis Wargames Emporium:
BL1 4AD Tel: 01204 772 522

BURNLEY, Compendium:
BB12 0BQ Tel: 01262 457 060

CHORLEY, Hampsons Toys & Nursery World:
PR7 2SQ Tel: 01757 264045

CLITHEROE, Cowgills of Clitheroe Ltd:
BB7 2DA Tel: 01200 423 587

COLNE, West End Model Centre:
BB8 0BT Tel: 01282 667711

FLEETWOOD, The Model Exchange:
FY7 7JW Tel: 01253 874 247

LEIGH, Stork Ltd:
WN7 1AW Tel: 01942 671 116

ORMSKIRK, Taylors:
L39 2AA Tel: 01695 735516

POULTON LE FLYDE, Padley Toys:
FY6 7AA Tel: 08452 997 749

PRESTON, HobbyCraft:
PR1 6AF Tel: 0845 051 6529

THORNTON, The Toy Store:
FY5 4JZ Tel: 01252 455 905

WIGAN, Crazy Gamer:
WN4 9AU Tel: 01942 375 594

LEICESTERSHIRE

GW LEICESTER:
Unit 2, 16/20 Silver Street,
LE1 3ET Tel: 0116 253 0510
facebook.com/GWLeicester

GW LOUGHBOROUGH:
23 Bggin Street,
LE11 1UA Tel: 0150 923 8107
facebook.com/GWLoughborough

LEICESTER, Table Top Tyrant:
LE1 3JA Tel: 01162 533 554

ASHBY-DE-LA-ZOUCH, Shellbrook Toys:
LE65 1AF Tel: 01530 412 185

ASHBY-DE-LA-ZOUCH, Steve's Models:
LE65 1HP Tel: 01530 416 627

Loughborough, Wargames Inc:
LE11 1JA Tel: 01509 235505

LEICESTER, Ace Connections:
LE17 4EJ Tel: 01535 583535

MARKET HARBOURCH, Chips:
LE16 7DS Tel: 01858 466 172

MELTON MOWBRAY, Cobwebs:
LE13 1XA Tel: 01664 500700

LINCOLNSHIRE AREA

GW BOSTON:
45 Wide Bargate,
PE21 6SH Tel: 01205 356596
facebook.com/GWBoston

GW GRIMSBY:
9 West St Mary's Gate,
DN31 1LB Tel: 0147 234 7757
facebook.com/GWGrimsby

GW LINCOLN:
Unit 5/6A, Saltersgate, (outside of Waterside Centre),
LN2 1DH Tel: 0152 254 8027
facebook.com/GVLincoln

ALFORD, Last Minute Gift Shop:
LN11 9EF Tel: 01507 462130

BOURNE, Paint A Pot Place:
LN41 9RN Tel: 01522 820 809

GRANBROUGH, Mad About Trains:
DN21 1HS Tel: 01477 411 010

GRANBROUGH, At Hobbies Ltd:
NG31 9SE Tel: 01476 579933

LOUTH, Castaline:
LN17 9ET Tel: 01507 602 149

MABLETHORPE, Belas Toymaster:
LN12 1AD Tel: 01507 473 328

SCUNTHORPE, Shermans Model Shop:
DN15 6LD Tel: 01774 862 439

SKEGNESS, The Model Shop:
PE25 3NY Tel: 01754 763 429

SKEGNESS, Warlords of the Coast:
PE25 1RY Tel: 01754 763866

SPALDING, Mason's Models:
PE11 2QJ Tel: 01775 722 456

STAMFORD, Stamps and Hobbies:
PE9 2AZ Tel: 01780 767934

LONDON

GW ANGEL:
36-37 Myddleton Street, Angel Islington,
EC1R 1UA Tel: 0207 7130835
facebook.com/GWAngel

GW BROMLEY:
Unit 24, The Mall, Bromley,
BR1 1TS Tel: 0208 466 0678
facebook.com/GWBromley

GW COVENT GARDEN:
Unit 33, The Market,
WC2E 8BE Tel: 0207 240 5106
facebook.com/GWCoventGarden

GW CROYDON:
Unit 35, Centrale Shopping Centre, Kewley Road,
KT11 1TF Tel: 0208 680 4600
facebook.com/GWCroydon

GW EPSOM:
8 High Street,
KT19 8AD Tel: 01372 751881
facebook.com/GWEpsom

GW KENSINGTON:
Shop 7, Lancer Square, Kensington Church Street,
W8 4HH Tel: 0207 937 7011
facebook.com/GWKensington

GW KINGSTON ON THAMES:
33 File Road,
KT1 1SF Tel: 0208 549 5224
facebook.com/GWKington

GW OXFORD ST:
Unit P10, The Plaza Shopping Centre,
W1D 1LT Tel: 0207 436 0839
facebook.com/GWOxfordSt

GW MUSWELL HILL:
117 Alexander Park Road,
N10 2DP Tel: 0208 883 9501
facebook.com/GWMuswellHill

GW ROCHFORD:
12 Quadrant Arcade,
RM1 3ED Tel: 01708 742 140
facebook.com/GWRochford

GW STAINES:
8 Clarence Street,
TW18 4SF Tel: 0178 446 0675
facebook.com/GWStaines

GW LUTON:
5M1 1UF Tel: 0208 770 9454
facebook.com/GamesWorkshopLuton

GW UXBRIDGE:
Unit 32, Chaggers Mall, The Pavilions Shopping Centre,
UB8 3JL Tel: 0189 525 2800
facebook.com/GWUxbridge

GW WATFORD:
Unit Q, 1A Queen Street, Harlequin Centre,
WD17 2JH Tel: 01923 245388
facebook.com/GWWatford

GW WOOD GREEN:
Unit 93, The Mall Wood Green, High Street,
N22 4AB Tel: 0208 9391079
facebook.com/GWWoodGreen

BARNET, Toys Toys Toys:
EN5 5KQ Tel: 0208 449 0966

BATTERSEA, Comet Miniatures Market:
SW11 5RH Tel: 0207 924 1005

BECKENHAM, Beckenham Toys:
BR3 1EN Tel: 0203 605 355

BLACKHEATH, 2nd Impressions:
SE3 0TA Tel: 0208 852 6192

BRENT CROSS, HobbyCraft:
NW2 6LW Tel: 0845 051 6578

BROMLEY, Chatterton Toys:
BR2 9QN Tel: 02084643006

HISWICK, Turnham Arts and Crafts:
W4 1LS Tel: 0208 7352872

CROYDON, HobbyCraft:
CR0 4AU Tel: 0845 051 6570

DULWICH, The Art Stationers:
SE21 7BN Tel: 0208 693 5938

EALING, Northfields Models:
W13 9QU Tel: 0208 299 3444

EAST SHEEN, Pastelium:
SW14 8AA Tel: 0208 878 0866

ENFIELD, Pearsons:
EN2 6

YOUR LOCAL STORE

GW MANCHESTER:
Unit B35, Marsden Way South, Ardale Centre,
M4 3AT Tel: 0161 834 6871
facebook.com/GWManchester

MANCHESTER, FAIR:
Unit 12F Tel: 01422 378 532

MANCHESTER, Travelling Man:
Unit 11W Tel: 01612 371 877

MERSEYSIDE AREA

GW LIVERPOOL:
13b Central Shopping Centre, Ranelagh Street,
L1 1QE Tel: 0151 703 0963
facebook.com/GWLiverpool

GW SOUTHPORT:
Unit 2, The Edge, 7 Highton St,
PR9 0TE Tel: 0170 450 1255
facebook.com/GWSouthport

BRIMSTAGE, Wargamesstore:
Ch63 6JA Tel: 01244 678139

BIRKENHEAD, Minney Trading:
CH41 2YH Tel: 01516 661 013

ST HELENS, Scott Rock Hobbies:
WA9 5UN Tel: 01252 690742

ST HELENS, Rennie's Arts and Crafts:
WA10 1NW Tel: 01744 739660

NORFOLK

GW KINGS LYNN:
23 Norfolk Street,
PE9 1AN Tel: 01553 777 920
facebook.com/GWKingsLynn

GW NORWICH:
12-14 Exchange Street,
NR2 1AT Tel: 0160 376 7656
facebook.com/GWNorwich

CROMER, Cromer Furniture:
NR27 9HT Tel: 01263 515153

DERHAM, Starlings ToyMaster:
NR19 1TR Tel: 01162 697 769

DISS, Toy Box Toys:
IP22 4LD Tel: 01379 640 003

GREAT YARMOUTH, Kerrisons:
NR30 2NZ Tel: 01493 851 891

GREAT YARMOUTH, Platform 1 Model Shop:
NR30 2NU Tel: 01493 642 258

HOLT, Starlings ToyMaster:
NR25 6BN Tel: 01263 713 101

HUNSTANTON, Pavilion ToyMaster:
PE9 5AM Tel: 01485 533 188

NORWICH, HobbyCraft:
NR1 1WR Tel: 0845 051 6573

NORWICH, Kerrisons:
NR3 2RX Tel: 01602 494 008

NORWICH, Langleys:
NR13 6LH Tel: 01603 621955

SHERINGHAM, Starlings ToyMaster:
NR26 8DS Tel: 01263 822 368

NORTHAMPTONSHIRE

GW KETTERING:
4 Lower Street,
NN16 8DH Tel: 01536 411114
facebook.com/GWKettering

GW NORTHAMPTON:
24 Abington Square,
NN1 4AA Tel: 01604 636 687
facebook.com/GWNorthampton

BURTON LATIMER, Cockspoon UK Ltd:
NN15 5LA Tel: 01536 725 995

NORTHAMPTON, HobbyCraft:
NN5 5AF Tel: 0845 051 6523

NORTHAMPTON, Wargames Workshop:
NN1 4AE Tel: 07931 775263

PETERBOROUGH, HobbyCraft:
PE1 4DZ Tel: 01753 312 415

RUSHDEN, Osborne Sports & Toys:
NN10 0PE Tel: 01953 312 415

WELLINGBOROUGH, Software Seller:
NN8 1BQ Tel: 01933 440 861

NORTHUMBERLAND

CORBRIDGE, The Village Square:
NE45 5AW Tel: 01438 634 056

MORPETH, TC Allan:
NE61 1BA Tel: 01670 515 136

NOTTINGHAMSHIRE

GW NOTTINGHAM (Central):
34a Friar Lane,
NG1 6DQ Tel: 0115 948 0651
facebook.com/GWNottingham

GW WARHAMMER WORLD:
Willow Road, Lenton,
NG7 2WS Tel: 0115 916 8410
facebook.com/GWWarhammerWorld

MANSFIELD, Eye of the Storm:
NG18 5BU Tel: 01623 234919

ARNOLD, W. Boyes & Co Ltd:
NG5 7EB Tel: 01159 266 106

BESTON, Chimera Leisure:
NG9 2HA Tel: 01159 228880

MANSFIELD, TC Painting Studios:
NG21 9DA Tel: 01623 480841

MANSFIELD, The Games Emporium:
NG18 1NQ Tel: 01623 640 522

NEWTORPE, Calver Books:
NG26 2DP Tel: 01159 382111

NOTTINGHAM, Nottingham Miniatures:
NG3 1DE Tel: 0115 8413000

NOTTINGHAM, HobbyCraft:
NG2 3GZ Tel: 0845 051 6249

NOTTINGHAM, Vague Connections:
NG1 3EP Tel: 07816 978488

RETFORD, Bookworms:
NG22 6EA Tel: 01773 898224

WEST BRIDGFORD, Inspirations:
NG25 5GR Tel: 0115 982 1200

OXFORDSHIRE

GW OXFORD:
1A Bush House, New Inn Hall Street,
OX1 2DH Tel: 01865 242 102
facebook.com/GWOxford

BANBURY, Trinder Bros:
OX16 5BN Tel: 01293 262 546

WALLINGFORD, Kev's Toys:
OX10 0EW Tel: 01491 825136

WITNEY, Dentons:
OX28 6HW Tel: 01993 704 979

SHROPSHIRE

GW SHREWSBURY:
6 Market Street,
SY1 1LE Tel: 0174 336 2007
facebook.com/GWSHrewsbury

WELSHUNGTON, Questing Knight Games:
TF1 1PS Tel: 01952 417 747

JACKFIELD, Robert Harrop Designs Ltd:
TF8 7LJ Tel: 01952 884804

OSWESTRY, Totally Games:
SY11 2SZ Tel: 01691 688 994

DOONINGTON, Sanda Games:
T2 8AF Tel: 01952 567 722

WHITECHURCH, Mollob Toys:
SY13 1AF Tel: 01948 841399

SOMERSET

GW BATH:
15 St James Parade,
BA1 1UL Tel: 01222 533 4044
facebook.com/GWBath

BRIDGWATER, Insane Games:
TA6 3BW Tel: 01278 433554

BURNHAM ON SEA, GW Hurley:
TD4 1PA Tel: 01278 789 281

CLEDON, Insane Games:
BS21 6ND Tel: 01275 871612

FROME, The Ellenbury Press:
BA11 1BS Tel: 01373 462 139

FROME, Frome Model Centre:
BA11 1DA Tel: 01373 463295

MIDSOMER NORTON, Signals:
BA3 2DB Tel: 01761 402484

SOMERTON, Somerton Hobbies:
TA11 6QQ Tel: 01458 273755

STREET, Insane Games:
BA16 0HP Tel: 01458 441443

TALNOTON, Crackers:
TA1 4ER Tel: 01273 335 057

TALNOTON, Hatcher & Sons:
TA2 8RX Tel: 01273 272 277

WELLS, Insane Games:
BA5 2AW Tel: 01749 679911

WELLS, Kids Stuff:
BA5 2DP Tel: 01749 676 217

WESTON SUPER MARE, The Games Bunker:
BS23 1RH Tel: 01934 621411

YEOVIL, Atomic Comic & Games:
BA20 1LH Tel: 01935 432 639

YEOVIL, Witch Engine:
BA20 1NH Tel: 01935 427077

STAFFORDSHIRE

GW BURTON ON TRENT:
Unit B, Union Court, Union Street,
DE14 1AA Tel: 0128 353 5865
facebook.com/GWBurton

GW STOKE:
27 Stafford St,
ST1 1JU Tel: 0178 220 5287
facebook.com/GWStoke

BURTON ON TRENT, Midco Toys:
DE14 1JE Tel: 01283 215 810

FENTON, Guys That Game:
ST4 2DA Tel: 012081 336048

HANLEY, The Game Place:
ST1 1EG Tel: 01782 285 542

LEEK, Old Skool:
ST13 5JW Tel: 01538 383 161

LICHFIELD, Digital Dragons:
WS13 4DT Tel: 01827 627291

LONGTON, AN Miniature Models:
ST3 1NW Tel: 01782 321 790

LONGTON, The Game Place:
ST3 2NS Tel: 01782 698 218

NEWCASTLE-UNDER-LYME, Chippy's:
ST5 2AH Tel: 01782 660 343

NEWCASTLE-UNDER-LYME, Jollies Arts:
ST5 2AT Tel: 01782 616 700

STAFFORD, HobbyCraft:
ST17 4SU Tel: 0845 051 6569

STAFFORD, Midlands Co-op Society:
ST16 2BP Tel: 01785 224331

STAFFORD, Stafford Games:
ST16 2HS Tel: 01785 245577

STAFFORD, Too Fat Cobolins:
ST16 2NQ Tel: 01785 244 499

TAMWORTH, HobbyCraft:
B78 3BH Tel: 0845 051 6525

SUFFOLK

GW IPSWICH:
63 Westgate Street,
IP1 3DZ Tel: 01473 210 031
facebook.com/GWIpswich

BECCLES, Toy Box:
NR24 9HE Tel: 01502 712 765

BURY ST EDMUNDS, Starlings ToyMaster:
IP33 1BE Tel: 01284 761 646

FELIXSTOWE, Wizards Workshop:
IP11 2AW Tel: 01294 272 233

LOWESTOFT, Annatar:
NR32 1HB Tel: 01502 513477

NEWMARKET, Adams Toys Ltd:
CB8 8UG Tel: 01638 863 147

STOWMARKET, D J Collectables:
IP14 1AH Tel: 01449 771 015

STOWMARKET, Simpson & Sons:
IP14 1HA Tel: 01449 612 914

SUDBURY, Tinetti's Toys:
CO10 1JL Tel: 01777 372238

WOODBRIDGE, Toytown:
IP12 1DH Tel: 01294 383 170

DORKING, Dorking Models:
RH4 1BL Tel: 01306 881 747

FARNHAM, Enchanted Wood:
GU9 7XK Tel: 01252 722222

FARNHAM, Games Pod Computer Games:
GU9 7PB Tel: 01252 227 563

GODALMING, The Toy Box:
GU7 1NN Tel: 01483 424379

HASLEMERE, Enchanted Wood:
GU27 2HR Tel: 01428 648900

OXTEY, JH Lorimer:
GU8 0QA Tel: 01883 715 305

REDHILL, Gamers Guild:
RH1 1BB Tel: 01737 789 123

REIGATE, The Toy Shop:
RH2 9AE Tel: 01737 245 300

RICHMOND, Toy Station:
TW9 1EE Tel: 0208 940 4896

SURBITON, Heroes and Legends Games:
KT6 7AR Tel: 0203 258 0634

SUTTON, The Games Shop:
SM3 9JK Tel: 02086 446 660

WOKING, HobbyCraft:
GU22 8BD Tel: 0845 051 6556

SUSSEX AREA

GW BRIGHTON:
Unit 7, Nile Pavilions,
BN1 1HW Tel: 0127 320 3333
facebook.com/GWBrighton

GW CRAWLEY:
11 Broadway,
RH10 1DX Tel: 01293 355 2072
facebook.com/GamesWorkshopCrawley

GW EASTBOURNE:
33 Cornfield Road,
BN21 4QG Tel: 01323 344 1423
facebook.com/GWEastbourne

GW WORKINGHAM:
2 Bath Place, Worthing,
BN1 3BA Tel: 01903 213 930
facebook.com/GWWorkingham

BILLINGHURST, Aurora Gaming:
Tel: 01403 701 991

BOGNOR REGIS, Spains Models and Craft Tools:
PO21 1DD Tel: 01243 842 521

BOGNOR REGIS, Trains Models and Hobbies:
PO21 1EH Tel: 01243 864 727

BRIGHTON, Brighton Toy and Model Museum:
BN1 1AD Tel: 01273 749494

BRIGHTON, Onslaught Games:
BN1 1W Tel: 01273 6673841

BURGESS HILL, Kid's Stuff:
BN15 9NP Tel: 01444 257 724

CHICHESTER, Kid's Stuff:
PO19 1DS Tel: 01243 788055

CHICHESTER, Toywizz:
PO19 1DS Tel: 01243 788 055

CRAWLEY, HobbyCraft:
RH11 7ST Tel: 0845 051 6552

EAST GRINSTEAD, Martells of Sutton:
RH19 1BE Tel: 01342 321303

EAST WITTINGER, Shell Toys and Gifts:
TO20 8BL Tel: 01243 672353

HASTINGS, Hastings Hobbies:
 TN24 1HL Tel: 01424 200821

HAYWARD'S HEATH, Clarke's:
RH16 4LL Tel: 01444 457551

HORSHAM, Battleguest Games:
 RH13 5AA Tel: 01403 242003

HOVE, Kids Dreams:
BN3 5TD Tel: 01273 420 646

LEWES, Tashiro's Arts and Crafts:
BN2 2DB Tel: 01273 487676

SEAFORED, Toytown:
BN25 1PL Tel: 01323 895 681

ST LEONARDS ON SEA, Silvermill Models and Toys:
TN37 6PA Tel: 01424 431 133

STEYNING, The Dollhouse Shop:
BN44 3BD Tel: 01903 816812

UCKFIELD, Kid's Stuff:
TN22 5DQ Tel: 01825 768 398

WISBOURGH GREEN, Aurora Gaming:
RH14 0ES Tel: 01403 701991

TYNE AND WEAR AREA

GW NEWCASTLE (Central):
Unit 6, Newgate Shopping Centre,
NE1 5PY Tel: 0191 232 2410
facebook.com/GWNewcastle

GW METRO (Metro Centre):
Unit 2, First Floor, The Arcade
(near the Mediterranean),
NE1 1YU Tel: 0191 661 0930
facebook.com/GWMetroCentre

GW SUNDERLAND:
2538 High Street West, Sunderland,
SR1 3DH Tel: 01915 100 434
facebook.com/GWSunderland

HIGHTON LE SPINE, The Games Outpost:
DH4 4JW Tel: 0191 385 2038

GATESHEAD, HobbyCraft:
NE11 0BD Tel: 0845 051 6547

NEWCASTLE UPON TYNE, Fantastic Toys:
NE1 5QE Tel: 07812 511001

NEWCASTLE UPON TYNE, Travelling Man:
NE1 5JE Tel: 01912 614 993

NORTH SHIELDS, SR Gladston & Son:
NE29 6QJ Tel: 01912 570 335

PELAW, Graham's Wushop:
NE10 0RW Tel: 01914 690745

SUNDERLAND, Toy and Computer Store:
SR1 3JH Tel: 0191 565 5196

COVENTRY, HobbyCraft:
CV3 6TA Tel: 0845 051 6534

LEAMINGTON SPA, Avon Toys:
CV32 4HR Tel: 01926339922

FARNKATON, Heart of England Co-op:
CV11 6JA Tel: 02476 582 331

RUGBY, Joto Railways & Models:
CV22 3SJ Tel: 01788 562 372

SOLIHULL, HobbyCraft:
B90 4LD Tel: 0845 051 6562

STRATFORD-UPON-AVOX, Much ado about toys:
CV37 6WV Tel: 01789 295 805

WARWICK, Castle Trains:
CV34 4HS Tel: 01926 497 905

WOLVERHAMPTON, HobbyCraft:
WV11 1BP Tel: 0845 051 6543

WILTSHIRE

GW SALISBURY:
1B Winchester Street,
SP1 1HB Tel: 01722 233 0955
facebook.com/GWSalisbury

GW SWINDON:
16 Brunel Plaza,
SN1 1LF Tel: 01793 343 6036
facebook.com/GWSwindon

CHIPPENHAM, Thorntons ToyMaster:
SN15 3WL Tel: 01249 463100

DEVIZES, Devizes Toys:
SN10 1AG Tel: 01380 723 841

MARLBOROUGH, Ducklings Toys:
SN8 1BS Tel: 01672 512170

MELKSHAM, Gammalogue:
SN12 6LE Tel: 01225 700754

MELKSHAM, The Toyshop:
SN12 6LE Tel: 01225 703 204

SWINDON, Cleopatra's Palace:
SN20 2TA Tel: 01793 724266

SWINDON, HobbyCraft:
SN3 4ES Tel: 0845 051 6551

TROWBRIDGE, The Toy Shop:
BA14 8AS Tel: 01225 768 415

WESTBURY, The Gas Cupboard:
BA14 3PB Tel: 01372 323 825

WESTBURY, Triple Helix Wargames:
BA13 4LS Tel: 01373 855 300

WOOTTON BASSETT, Mark's Models Ltd:
SN4 7AQ Tel: 01793 851 242

WORCESTERSHIRE

GW WORCESTER:
23 Lydgate Mall, Cathedral Plaza,
WR1 2QS Tel: 0190 561 6787
facebook.com/GW Worcester

DROITWICH, HobbyCraft:
WR9 0DG Tel: 0845 051 6548

DROITWICH, Look-rite Ltd T/A Toyworld:
WR9 0EG Tel: 01905 772 403

EVESHAM, Total Wargames:
WR11 7BE Tel: 01206 513 013

MALVERN, The Toy Corner:
WR14 3LT Tel: 01684 577344

PERSHORE, Plumpuz Ltd:
WR10 1EL Tel: 01386 555 002

REDDITCH, Hobby Hut:
B97 4JL Tel: 01527 540 940

STOURBRIDGE, Invasion Games:
DY8 1EF Tel: 01384 373536

YORKSHIRE

GW BRADFORD:
4 Piccadilly, Bradford,
BD1 1JW Tel: 01274 473 9430
facebook.com/GWBradford

GW DONCASTER:
26 High Street, Doncaster,
DN1 1DW Tel: 0130 232 0535
facebook.com/GWDoncaster

GW HARROGATE:
53 Station Parade,
HG1 1TT Tel: 01423 356 4310
facebook.com/GWHarrogate

GW HULL:
30 Paragon Street,
HU1 3ND Tel: 0148 258 9576
facebook.com/GWHull

GW LEEDS:
38A Leeds Lane,
LS1 6LB Tel: 0113 242 0634
facebook.com/GWLeeds

GW SHEFFIELD (Central):
16 Fitzwilliam Gate,
S1 4JH Tel: 0114 273 0114
facebook.com/GWSheffield

GW SHEFFIELD (Meadowhall Centre):
Unit 918, High Street, Upper Mall
(next to entrance near Boots),
S9 1EN Tel: 0114 256 9826

GW WAKEFIELD:
96 Kirkgate, The Ridings Centre,
WF1 1TB Tel: 0192 436 9431
facebook.com/GWWakefield

GW YORK:
13A Lendal,
YO1 8AQ Tel: 0190 462 8014
facebook.com/GWYork

GW SHEFFIELD, Wargames Emporium:
S1 2FB Tel: 0114 754 826

BARNLEY, Janco Toys:
S70 5AA Tel: 01226 208054

BEDALE, Golden Tortoise:
DH8 2AN Tel: 01677 423 233

BEVERLY, Beverly Model Shop:
HU17 0AA Tel: 01482 864 223

BRIDLINGTON, W. Boyes & Co Ltd:
YO15 2DN Tel: 01262 609 111

BRIDLINGTON, T2 Internet Cafe:
YO15 3AL Tel: 01262 604 654

DEWSBURY, Cosmic Toys and Collectables:
WF13 1LF Tel: 01524 650348

DONCASTER, Zone Out:
DN1 2PW Tel: 01302 810285

HUDDERSFIELD, Patriot Games:
HU11 1DU Tel: 01484 511019

HUDDERSFIELD, Something Wicked:
HU11 1BT Tel: 01484 559 226

HULL, Archers Games:
HU1 3BA Tel: 01482 221011

HULL, Heroes Hideout:
HU5 4SH Tel: 01482 944 631

HULL, Hobby Fortress:
HU1 3HG Tel: 07798 606 397

HULL, HobbyCraft:
HU1 3JY Tel: 0845 051 6566

ILKLEY, W. Boyes & Co Ltd:
LS29 8HQ Tel: 01434 601 344

LEEDS, HobbyCraft:
LS10 1EW Tel: 0845 051 6542

LEEDS, Leeds Wargaming Centre:
LS7 2BU Tel: 01754 121617

LEEDS, Millennium Models:
LS27 0SE Tel: 0113 238 9266

LEEDS, Travelling Man:
LS1 6DE Tel: 01334 236 461

NORTHALLERTON, Chips Northallerton:
DL6 1NA Tel: 01609776712

NORTHALLERTON, T & M Grover Ltd:
DL7 8LW Tel: 01609 773 534

PICKERING, Pickering Model Centre:
YO18 7AJ Tel: 01751 472 762

POCKLINGTON, Chylds Play:
YO42 2QZ Tel: 01759 306 041

RICHMOND, Finklegate Tea Room:
SN10 4AA Tel: 01752 512170

RIPON, The Knowledge Magnet:
HG4 1PA Tel: 01765 690118

SCARBOROUGH, Space, Myth and Magic:
YO11 1HQ Tel: 08456



SOLIHULL



www.facebook.com/GWSolihull

Games Workshop Solihull has had a full makeover, so we paid them a visit to see the beautiful new store and find out what is going on in this awesome Hobby Centre.

After serving the local hobby community faithfully for 14 years, Games Workshop Solihull has had a well-deserved lick of paint, a sumptuous new carpet and several other finishing touches. The result is a bright, open and spacious new look – ideal for everyone to enjoy, from a brand new hobbyist who wants to hone their modelling and painting skills to a veteran gamer who wants to book a gaming table for a head to head challenge.

Gathered around the hobby station, frantically working on the final touches to their forces for the afternoon's activities, were just a few members of Solihull's huge and vibrant community; a great source of tactics and painting tips. In fact, several hobbyists were already well on the way

with their Armies on Parade and Golden Demon projects for this year's Games Day!

The refurbishment has also given the Hobby Centre a great excuse to build several new gaming boards; you can see the work in progress on a besieged and embattled fastness for Warhammer, below.

Be sure to pop in and check on the boards' progress; you might even be able to book a game on the store's great terrain!

Games Workshop Solihull

690 Warwick Road
Solihull, West Midlands
B91 3DX

Tel: 0121 7057997



DINGWALL, Sports and Model Shop:
 INV9 9RY Tel: 01349 862 346
DUMFRIES, Toytown:
 DG1 1BW Tel: 01387 264894
DUNDEE, Highlander Games:
 DD1 3JH Tel: 01382 666 315
DUNDEE, HobbyCraft:
 DD3 3RX Tel: 0845 051 6583
DUNFERMLINE, Abbey Models:
 KY12 7NH Tel: 01383 731 116
DUNFERMLINE, Walker's Opticians:
 KY11 9NH Tel: 01383 821 688
EDINBURGH, HobbyCraft:
 EH15 3RD Tel: 0131 221 4561
EDINBURGH, Marionville Models:
 EH12 8LX Tel: 01313 177 010
EDINBURGH, Toys Galore (Mid Lothian):
 EH4 1DR Tel: 01313 28199
EDINBURGH, Toys Galore (West Lothian):
 EH10 4QR Tel: 01397 703 651
ELGIN, Junner's Toymaster:
 IV30 1JZ Tel: 01343 542 492
FALKIRK, Little Monster Toys:
 FK1 1UJ Tel: 01324 670079
PORT WILLIAM, The Granite House:
 PT13 6AD Tel: 01397 703 651
GLASGOW, Static Games:
 G1 5RJ Tel: 0141 3252985
GLASGOW, HobbyCraft:
 G3 9DL Tel: 0845 051 6555
GREENOCK, Arts, Crafts & Hobbies:
 PA15 1DE Tel: 01475 785 204
HAMILTON, Ink Spot:
 ML3 6BU Tel: 01698 201311
HELENSBURGH, Acorn Art:
 GB4 8AW Tel: 0143 667 2132
INVERNESS, Heroes For Sale:
 IV1 1DR Tel: 01463 711717
INVERNESS, Inverness Modelshop:
 IV1 1PJ Tel: 01463 712446
INVERNESS, Junners Toymaster:
 IV1 1QA Tel: 01463 233 234
INVERURIE, Models Unlimited:
 AB51 3XQ Tel: 01467 672 277
ISLE OF LEWIS, NT Gaming:
 HS6 2JN Tel: 01799 461 401
KIRKCALDY, The Hope Chest:
 KY1 1ED Tel: 01592 260 116
KIRKCALDY, Kingdom of Adventure:
 KY1 1XF Tel: 01592 328121
KIRKCUDBRIGHT, Solway Books:
 DG4 4HZ Tel: 01557 230635
KIRKNEWTON, Potter Around:
 BH22 8LX Tel: 01506 228 961
KIRKWALL, Cycle Orkney:
 KW15 1AQ Tel: 01836 875777
LARGS, Bus Stop Toy Shop Ltd:
 KA30 8RH Tel: 01475 609892
LIVINGSTON, HobbyCraft:
 EH54 6RQ Tel: 0845 051 6577
LIVINGSTON, Worlds at War:
 EH54 5ED Tel: 01506 494013
NAIRN, Nairn Model Centre:
 IV21 4AG Tel: 01667 451 480
PAISLEY, Paisley Model Shop:
 PA1 3J5 Tel: 0161 899 4221
PERTH, The Gamers Pad:
 PH2 8EP Tel: 01738 442 836
PERTH, Intrepidations:
 PH2 8LT Tel: 0173 856 1900
PETERHEAD, George Donald Ltd:
 AB42 1DT Tel: 01779 474 737
PETERHEAD, Peterhead Puffers:
 AB42 1TE Tel: 01779 481102
SHELDON, Harrys Dept Store:
 ZE1 0LL Tel: 01595 693 097
STEWARTON, Annie Arts:
 KA3 38Y Tel: 01540 484400
STONEHAVEN, Toymaster Toyland:
 AB39 2DS Tel: 01569 766333
STRANRAER, Discover:
 DG9 7RS Tel: 01776 700669
THURSO, Durran's:
 WH14 7AN Tel: 01847 893 169

WALES

GW CARDIFF:
 31 High Street, Tel: 0292 064 4917
 CF10 1PU
 facebook.com/GWCardiff
GW CARMARTHEN:
 19 Bridge Street,
 SA31 3JS Tel: 01617 231209
 facebook.com/GWCarmarthen
GW CWMBRAN:
 30 The Parade, Cwmbran, Gwent,
 NP44 1PT Tel: 01633 874 070
 facebook.com/GWcwmbran
GW NEWPORT:
 11 Griffin Street,
 NP20 1GL Tel: 0163 325 6295
 facebook.com/GWNewport
GW SWANSEA:
 53 Kingway,
 SA1 5HQ Tel: 0179 246 3969
 facebook.com/GWswansea
CARDIFF, Firestorm Games:
 CF10 5DQ Tel: 02920 227117
ABERYSTWYTH, Albattross:
 SY23 2LN Tel: 01978 617 836
BRECON, J Clark Toys & Gifts:
 LD3 7AL Tel: 01478 602 865
CARPHILL, Jet Models and Hobbies:
 CF83 1JS Tel: 02920 806060
CARNARFONN, Austins:
 LL55 1RR Tel: 07724 801101
CARDIFF, Antics Model Shop:
 CF10 1AW Tel: 02920 229 965
CARDIFF, HobbyCraft:
 CF11 8AZ Tel: 0845 051 6558
CARDIFF, Otakuzoku:
 CF24 4AA Tel: 07891639960
CATHAYC, Page 23 Ltd:
 CF24 4AA Tel: 02921 328 832
CHEPSTOW, Antics Corner:
 NP16 5EW Tel: 01291 627 393
DOLGELLAU, Waterloo:
 LL40 1AU Tel: 01341 423 407
HAVERFORDWEST, Enrys Art Supplies:
 SA61 1NH Tel: 01343 779 846
LAMPETER, Lomax's:
 SA48 7HC Tel: 01570 422 539
LLANDUDNO, Acme Games:
 LL30 2TL Tel: 01248 354708
LLANTWIT MAJOR, Rainbow Plaza:
 CF61 1XZ Tel: 01446 794 118

NEATH, Fish N Things:
 SA10 6TE Tel: 01792 812 399
NEWPORT, HobbyCraft:
 NP20 3BA Tel: 0845 051 6540
NEWPORT, D-9 Models:
 NP20 10X Tel: 01633 222822
NEWTOWN, Crafts and Co:
 SY16 2PQ Tel: 01686627800
OSWESTRY, Totally Games:
 SY1 1QG Tel: 01691 688994
PEMBROKE, Dragon Alley:
 SA71 4DA Tel: 01646 621 456
PONTYPRIDD, Sugar and Spice:
 CF37 2TH Tel: 07879 221 379
PORTHMADOC, Porthmadoc Models:
 LL41 4DE Tel: 01766 830269
RHYL, Games Exchange:
 LL18 1TR Tel: 01745 336644
SWANSEA, HobbyCraft:
 SA5 4BA Tel: 0845 051 6585
WELSHPOOL, Frontline Games:
 SY21 7JP Tel: 01938 590256

INTERNATIONAL ACCOUNTS

ARGENTINA

BAHIA BLANCA, Las Cuatro Plumas:
 Tel: 029 14 52 57 57
BUENOS AIRES, La Cueva del Enano:
 Tel: 011 52 91 49 22
BUENOS AIRES, Warzone SA:
 Tel: 011 47 10 00 40
LA PLATA, Septimo Portall Comics:
 Tel: 022 14 22 15 67
MENDOZA, El Baron Rojo:
 Tel: 034 14 24 10 54

BELGIUM

GW ANTWERPEN:
 Vleminckxstraat 10, Antwerpen, Antwerpen2000
 Tel: 03485 8627
 facebook.com/GWAntwerpen
GW GENT:
 St Niklaasstraat 17a/19, Gent 9000
 Tel: 09223 1920
 facebook.com/GWgentWorkshopGent
AALST, Hermelijn:
 Tel: 053 41 48 66
HASSEL, Oberon:
 Tel: 011 551 350
LEUVEN, Spelfanaat Leuven:
 Tel: 016 84 36 47
MECHELEN, De Spelfanaat:
 Tel: 015 34 59 07
AALST, Highborn:
 Tel: 0485 26 64 47
AARSCHOT, Ingelberts:
 Tel: 032 56 56 62 23
BRUGGE, Paypros:
 Tel: 050 211717
BRUSSELS, InterToys Anderlecht:
 Tel: 025 23 84 73
DENDERMONDE, Utopia Games:
 Tel: 052 52 31 99
Ghent, World's End Comics:
 Tel: 091 099 222 05 76
HALLE, Het Speelplezier:
 Tel: 024 724 587 36
HALLE, Mishra's Playground:
 Tel: 023 61 58 53
HALLE, Top 1 Toys:
 Tel: 023 56 04 03
HEIST-OP-DEN-BERG, RC Vulture:
 Tel: 032 473 82 54
KONTICH, Janneke Maan:
 Tel: 03 448 22 34
KORTRIJ, Albion:
 Tel: 036 32 43 07
OVERIJSE, InterToys Overijse:
 Tel: 036 87 42 53
OOSTENDE, King Arthur:
 Tel: 059 51 57 56
ROESELARE, Black Border:
 Tel: 051 20 82 50
RONSE, Modelbouw Dekeyser:
 Tel: 053 45 79 60
SINT NIKLAAS, Krokodil:
 Tel: 03 296 77 64
TURNHOUT, 't Bazarek:
 Tel: 014 41 19 36
VILVOORD, Boekcenter BVBA:
 Tel: 032 002 251 20 05
WESTKERKE, What Ever:
 Tel: 032 04737 77 16 41
WESTOUTER, Domino:
 Tel: 057 445166

BOLIVIA

COCABAMBA, Last Trick:
 Tel: 59 1 707 10325
LA PAZ, Kenosha:
 Tel: 59 1 775 03283
LA PAZ, Las Dos Torres:
 Tel: 59 1 720 0731
ORURO, Taurus:
 Tel: 59 1 724 53614
SANTA CRUZ, Urolaki:
 Tel: 59 1 726 20510

BRAZIL

CAMPINAS, Legends do Brasil:
 Tel: 19 3234 3343

CAYMAN ISLANDS

GEORGE TOWN, GameShack:
 Tel: 1 355 943 4263

CHILE

ANTOFAGASTA, Osamu Manga & Toys:
 Tel: 56 9 5086467
LAS CONDES SANTIAGO, Fennis Hobbies:
 Tel: 56 98 464 62 07
LAS CONDES SANTIAGO, Mirax:
 Tel: 56 22 46 34 60
PROVIDENCIA SANTIAGO, Guild Dreams:
 Tel: 56 22 31 71 43 60 02 99
PROVIDENCIA SANTIAGO, Stronghold:
 Tel: 56 97 905 4214

CHINA

GW SHANGHAI:
 8138 XinTianDi Stlv, 245 MaDang Road,
 LuWan District, Shanghai 200021
 Tel: 33766176
BEIJING, Beijing Book Building:
 Tel: 0086 10 64665904
BEIJING, Beijing Warhammer Club:
 Tel: +86 13601274736
BEIJING, Qi-Wan Miniatures Wargame Club:
 Tel: 0086 13 681244512
BEIJING, Tong Yun Card Game:
 Tel: 0086 13602156086
BEIJING, Wangjuejue Xinhua Bookstore:
 Tel: 0086 10 63277787
BEIJING, Warhammer Elite Club:
 Tel: 0086 13 601274736
BEIJING, Warhammer Elite Club:
 Tel: 0086 10 82615654
BEIJING, Xinshi Hobby Xinjiekou Shop:
 Tel: 0086 10 82615654
BEIJING, Xinshi Hobby Zhongguancun Shop:
 Tel: 0086 10 59863768
CHENGDU PROVINCE, Kid's Castle:
 Tel: 0086 13608813609
CHONGQING, XinShangYou Game:
 Tel: 0086 13 638392310
FUZHOU City, PlayShov Warhammer Club:
 Tel: 0086 591 83339552
KUNMING, Kunming Elite Warhammer Club:
 Tel: 0086 13658813609
KUNMING, Yunnan Lanyu Model:
 Tel: 0086 871 4112937
QINGDAO, Qingdao Battle of Wits Club:
 Tel: 0086 13963950012
SHANGHAI, Boocup:
 Tel: 0086 21 50308079 / 0086 21 50200551
SHANGHAI, Good Knight Board Game Store:
 Tel: 0086 21 50308080
SHANGHAI, You Lai, You Qu:
 Tel: 0086 13916719676
SHANGHAI, Zark:
 Tel: 0086 21 57631665
SHANTU, Miniature Kingdom:
 Tel: 0574 8881091
SHENYANG, Shenyang Warhammer Club:
 Tel: 0086 13889197092
TIANJI, Tianjin Waaah! Gaming Club:
 Tel: 0086 13682199861
WUHAN, Stormcastle Warhammer Club:
 Tel: 0086 13476991231
WUHAN, Zhi-Li Model:
 Tel: 0086 27 82818761
XIAN, Xian Waaah! Warhammer Club:
 Tel: 0086 13476991231
ZHENGZHOU, Zhengzhou Warhammer Front HQ:
 Tel: 0086 13952517573

COLUMBIA

CALI, Magic Columbia:
 Tel: 072 371 46 26
MEDELLIN, Juego & Real:
 Tel: 57 4 332 8686

CROATIA

ZAGREB, Carla Magica:
 Tel: 00385 516130269

CYPRUS

NICOSIA, Isengard Fantasy Shop:
 Tel: 00 35 725880700
PAFOS, Pafos Crusade:
 Tel: 00357 976 49072

CZECH-REPUBLIC

BRNO, Cerny Rytir:
 Tel: +42041214044
CEKES BUDEJOVICE, Chaotit:
 Tel: +420602489158
HARADEC KRALOVE, Knihupectvi Valhalla:
 Tel: +420495522009
KOPRIVNICE, Magici:
 Tel: +420495522009
KOSTELEK, Cerny Pekelny Kotlik:
 Tel: +420605504448
LIBEREC, Battle Games-Obchodni Pavilon:
 Tel: +420777526154
OSTRAVA, Matrx (knihupectvi):
 Tel: +420774 404 01 21
PRAHA, Ogr Doupe:
 Tel: 019 533 48372
PRAHA, Cerny Rytir:
 Tel: +420223212461
VSETIN, Atlantis:
 Tel: +420571411697

DENMARK

GW KOBENHAVN:
 Frederiksborggade 5K1, 1360,
 Tel: 0045 33 12 22 17
 facebook.com/GWkbenhavn
AALBORG, Dragons Lair:
 Tel: +45 98 12 18 18
ARIHUS, C Dragons Lair:
 Tel: +45 86 18 44 03
KOBENHAVN K, Faraos Cigare:
 Tel: +45 33 67 20 09
LYNGBY, Faraos Cigare:
 Tel: +45 32 10 21 23
ODENSE C, Dragons Lair:
 Tel: +45 63 11 12 19
ROSKILDE, Fanatic Roskilde:
 Tel: +45 46 36 35 48
AALBORG, 9K Painting:
 Tel: 28 21 08 19
ARIHUS, Gunzone:
 Tel: 33 12 45 45
ASNæs, Bog & Ide:
 Tel: 59 05 00 14
BORNHOLM, Dorthes Hobbystue:
 Tel: 56 95 94 49
ERSLEV, Asgaard Games:
 Tel: 40 81 94 58
ESBJERG, Arnold Busck:
 Tel: 75 12 11 77
ESPERGAARDE, Arnold Busck:
 Tel: 49 13 19 46
GREVE, Greve Games:
 Tel: 46 01 38 8640
HELINGE, Arnold Busck:
 Tel: 48 79 40 01
HELINGE, Hobby og Fritid:
 Tel: 49 21 45 42
HERLEV, Bog & Ide:
 Tel: 44 39 31 21

HERNING, Færges Kælder:
 Tel: 35 10 18 97
HJØRRING, Arnold Busck:
 Tel: 98 92 00 40
HOBRO, Østerskov Efterskole:
 Tel: 61 69 35 93
HOBÆK, Bog & Ide:
 Tel: 59 45 13 00
HOBÆK, Hack 'n' Slash:
 Tel: 61 66 29 12
HØRSKØD, Legekæden:
 Tel: 75 61 60 11
HØRSKØD, Bog & Ide:
 Tel: 60 46 46 74
KOBENHAVN K, Fantask:
 Tel: 33 93 85 38
KOBENHAVN S, Pipi Legetøj:
 Tel: 32 55 24 47
KOBENHAVN N, Wicked Workshop:
 Tel: 75 50 03 04
KOLDING, Good Games:
 Tel: 45 87 04 45
LYNGBY, Arnold Busck:
 Tel: 45 87 04 45
NÆSTVED, Guns and Games:
 Tel: 21 20 20 20
ODDER, Legekæden:
 Tel: 86 54 42 76
RANDERS, Byrge Sørensen Hobby:
 Tel: 86 42 58 14
RANDERS, Randers Hobby Import:
 Tel: 86 13 59 28
SKIVE, Jydsk Boghandel:
 Tel: 97 72 35 99
SLAGELSE, Uldtøtten:
 Tel: 58 53 50 35
SOLROD STRAND, Fantacia Games:
 Tel: 43 69 02 99
ST HEDDINGE, Hobbystalden:
 Tel: 56 50 86 10
STENLØSE, HH Hobby:
 Tel: 23 46 39 61
SVENDSBORG, Farve & Hobby Hjørnet:
 Tel: 62 21 31 31
TAASTRUP, Genbrugsbøger:
 Tel: 43 61 61 15
VIBORG, Bog & Ide:
 Tel: 86 62 68 68

ESTONIA

TALLINN, Ludo:
 Tel: 66 20 27520484
TALLINN, Rautakirja Estonia:
 Tel: 6336018
TARTU, Ludo:
 Tel: 7333369

FALKLANDS

STANLEY, Falkland Collectibles:
 Tel: 0050021174

FINLAND

GW HELSINKI:
 Simunkatu 9, 00100,
 Tel: 09 25 15 45 25
 facebook.com/GWHelsinki
ESPOO, Tapiolan Pelikauppa:
 Tel: 09 - 4129 941
HELSINKI, Fantasiapeliit Helsinki:
 Tel: 09 630 803
HELSINKI, Stadin Pelikauppa:
 Tel: 09 6804300
JOENSUU, Fantasiapeliit Joensuu:
 Tel: 013 284 314
JYVÄSKYLÄ, Fantasiapeliit Jyväskylä:
 Tel: 0141 216 629
KOUVOLO, Kouvolan Puolenkuun Pelit:
 Tel: 033 222 52 08
LAHTI, Lahden Puolenkuun Pelit:
 Tel: 03-7515151
LAPPEENRANTA, Fantasiapeliit Lappeenranta:
 Tel: 05 541 1375
OULU, Fantasiapeliit Oulu:
 Tel: 030 379 4906
PORVOO, Porvoon Pelikauppa:
 Tel: 019 533 48372
TAMPERE, Fantasiapeliit Tampere:
 Tel: 033 222 52 00
TURKU, Fantasiapeliit Turku:
 Tel: 023 232 84 13
ÅHTARI, Honkanien Kirjakauppa:
 Tel: 06 553 0927

ALAND, Dillen AB:

ALAND, Dillen AB:
 Tel: 01815578
ENKÄS, Kungsbokhandeln AB:
 Tel: 01924461028
HYVINKÄÄ, Värinappi:
 Tel: 019 414 700
IMATRA, Kirja-Lahja Alex Ky:
 Tel: 0543 19555
KARIS, Blå Lådan KD:
 Tel: 019 234 94
KERAVA, Keravan Pelikauppa:
 Tel: 09 49780813
KLAUKKA, Hilma ja Huugo:
 Tel: 09 879 2697
KOTKA, Eagle Card OY:
 Tel: 0038 3 214238
KOUVOLO, Muovipox KY:
 Tel: 0331117551
APINJÄRVI, Onnimuxu:
 Tel: 040 7189543
MIKKELI, Lastentarvike Muppela:
 Tel: 01531611
MIKKELI, Mikkelin Pelikauppa:
 Tel: 09 42890753
ORIVES, Silver Seed:
 Tel: 0417751516
PIEKSAMÄKI, Sirkkis:
 Tel: 015 348 370
PORI, Askartely-Pori:
 Tel: 02 6326671
PUDASJÄRVI, Aarrearkku:
 Tel: 010 388 8640
RAAHE, Raahen Astartelu ja Papperi:
 Tel: 082236825
SEINÄJOKI, Fantasilinna:
 Tel: 040 561338
SEINÄJOKI, Pelikeidas:
 Tel: 00358 6 4177080

TAMPERE, Kirja Karkkainen:
 Tel: 03 2255185
TAMPERE, Tuoni Tuotuin:
 Tel: 03 715 3905
VAASA, Pelimies OY:
 Tel: 06 312 5111

GIBRALTAR

GIBRALTAR, K&M Hobby Centre:
 Tel: 350 2007037

GREECE

HALANDRI, Box of War:
 Tel: 0030 694432531
ATHENS, Fantasy Shop:
 Tel: 0030 210 8231072
ATHENS, Fantasy Shop: Exarcheia:
 Tel: 0030 210 3828877
ATHENS, Fantasy Shop: Kallithea:
 Tel: 0030 210 359 2922
ATHENS, Hobby Planet:
 Tel: 0030 210 6042816
ATHENS, Kaissa Amarusiou:
 Tel: 0030 210 641675
ATHENS, Kaissa Glyfadas:
 Tel: 0030 210 5982 957
ATHENS, Kaissa Halandriou:
 Tel: 0030 210 6898485
ATHENS, Kaissa Laidromiou:
 Tel: 0030 210 366488
ATHENS, Kaissa Monokeros:
 Tel: 0030 210 8013 990
ATHENS, Kaissa Pagratou:
 Tel: 0030 210 7218 318
ATHENS, Strategy Hall:
 Tel: 0030 210 357573
CHANIA, Kaissa Chanion:
 Tel: 0030 2821084996
CRETE IRAKLEON, Papercut:
 Tel: 0030 2810346168
HALANDRI, Game Corps:
 Tel: 0030 6947990764
HALKIDA, CO Corner:
 Tel: 0030 2221 087315
LILOUPOLO, Kaissa Ilioupoleos:
 Tel: 0030 211 404885
KALITHEA, Kaissa Kalitheas:
 Tel: 0030 210 9359950
KERKIRA, Digital Fantasy:
 Tel: 002261035279
LARISA, Kaissa Larisas:
 Tel: 0030 2410 338555
LOANNINA, Kaissa Loannina:
 Tel: 0030 2410 535555
LARISA, Kaissa Larisas:
 Tel: 0030 2410 535555
NAPFIO, Miniature Shop:
 Tel: 0030 27520484
NEA SMYRNI, Games Vault:
 Tel: 0030 210 9304722
PATRAS, Kaissa Patras:
 Tel: 0030 2610625632
PERISTERI, Kaissa Peristeriou:
 Tel: 0030 210578787
THESSALONIKI, Kaissa Kalamaria:
 Tel: 0030 2310 449377
THESSALONIKI, Hobby Games:
 Tel: 2310 252666
THESSALONIKI, Kaissa Thessalonikis:
 Tel: 0030 2310 257 397
THESSALONIKI, Underworld:
 Tel: 0030 2310 2401 93
VOLAS, Fantasy Shop:
 Tel: 0030 24210 28782

HONG KONG



ANGEL



www.facebook.com/GWAngel

Located in the heart of the historic borough of Islington in Greater London, Games Workshop Angel is a terrific Hobby Centre with loads of room to play games and paint models.

The Angel Hobby Centre runs loads of regular gaming nights, painting sessions and beginner courses, which are a great place to pick up some new tips, tricks and advice for fantastic painting, excellent modelling and killer armies. The store is also packed with superbly finished miniatures, many of which are creations of the members of the in-store gaming club, called the Angel Death Company which, despite the name, is a friendly group that make up the thriving community of the Angel Hobby Centre.

It is this community of welcoming hobbyists along with the extremely helpful staff at Angel that make the Hobby Centre a great place to go to. Whether you are new to the hobby or a seasoned player, the Angel store is a great place to hone your


skills in gaming and painting, no matter what level you are at.

The opportunities to participate in events and activities at the store are many, ranging from playing competitive tournaments at weekends, to casual painting sessions. So, if you are looking for a great gaming club to join, or simply want to talk about a project on the go, visit Games Workshop Angel today.

Games Workshop Angel

36/37 Myddleton Street
Islington, London
EC1R 1UA

Tel: 0207 7130835



INDONESIA

BANDUNG, Hobbyline:
T: 025 4310255
JAKARTA BARAT, Comics N Games:
T: 021 6500-0000
JAKARTA SELATAN, Fantasy N Games:
T: 021 620-0033
SURABAYA, Fantasy N Games:
T: 031 620-0033
SURABAYA, Fantasy N Games:
T: 031 640-2475

IRELAND

DUBLIN:
Unit 3, Inver Liffey Street
T: 01 453 127 257 01
facebook.com/GWdublin
CORK, Other Realms:
T: 021 497-0755
DUBLIN, Gamers World:
T: 01 453 29392
BALINA, World of Wonder Balina:
T: 053 932 7275
BLACK ROCK, Arts and Hobby:
T: 01 453 127 257 01
COBETT COURT, Arts and Hobby:
T: 01 453 29392
CORK, Murphy's Toymaster:
T: 021 497 0755
COUNTY DONEGAL, Tinnys Toys:
T: 01 453 29392
COUNTY KILDARE, Gamers Hub:
T: 01 453 29392
COUNTY LOUTH, Marley Model Mania:
T: 01 453 29392
COUNTY MEATH, Art and Hobby Navan:
T: 01 453 29392
COUNTY MEATH, Toys & Fun Galaxy:
T: 01 453 29392
COUNTY OFFALY, Marty's Model Miniatures:
T: 01 453 29392
COUNTY TIPPERARY, RB Models

COUNTY TIPPERARY, RB Models
COUNTY TIPPERARY, Tall Tales Bookshop:
T: 01 453 29392
COUNTY WESTMEATH, Arts and Hobby Athlone:
T: 01 453 29392
COUNTY WESTMEATH, Arts and Hobby Mullingar:
T: 01 453 29392
DOUGLAS, Arts and Hobby:
T: 01 453 29392
DROGHEDA, Arts and Hobby:
T: 01 453 29392
DUBLIN, Arts and Hobby Dundrum:
T: 01 453 29392
DUBLIN, Art and Hobby Liffey Valley:
T: 01 453 29392
DUBLIN, Banba Toymaster:
T: 01 453 29392
DUN LAOGHAIRE, Toymaster Banba Dun Laoghaire:
T: 01 453 29392
DUN LAOGHAIRE, Arts and Hobby:
T: 01 453 29392
DUNGARVAN, Toymaster Murphys:
T: 01 453 29392
DROGHEDA, Arts and Hobby:
T: 01 453 29392
ENNIS, Tir na Nog Toymaster:
T: 01 453 29392
GALWAY, Nobbys's Hobby's:
T: 01 453 29392
GREYSTONES, Arts and Hobby:
T: 01 453 29392
KERRY, Cabal's Toymaster:
T: 01 453 29392
LIMERICK, Arts and Hobby:
T: 01 453 29392
LIMERICK, The Gatherings:
T: 01 453 29392
MARKET CROSS, Arts and Hobby:
T: 01 453 29392
NEW ROSS, Bridge Stores:
T: 01 453 29392
NEWBRIDGE, Arts and Hobby:
T: 01 453 29392
SANTRY, Arts and Hobby:
T: 01 453 29392
STILLORGAN, Toymaster Nimble Fingers:
T: 01 453 29392
THURLES, Bookworms:
T: 01 453 29392
WEXFORD, Gamers Paradise:
T: 01 453 29392
WEXFORD, Readers Paradise:
T: 01 453 29392
WICKLOW, The Hobby Shack:
T: 01 453 29392
WICKLOW, Hopkins Toymaster:
T: 01 453 29392
YOUNGHAL, Murphys Toymaster:
T: 01 453 29392

ISRAEL

HAIFA, Kitano:
T: 04 453 29392
HERZLIA, Freak:
T: 03 453 29392
RAMAT HASHARON, Tapuah:
T: 03 453 29392
TEL AVIV, Freak:
T: 03 453 29392
TEL AVIV, Kitano:
T: 03 453 29392

JAPAN

GW JINBOCHO:
Jinbocho 1-15, Chiyoda-ku, Tokyo.
T: 03 3296 2933
facebook.com/GWJinbocho
GW NAKANO:
Fushimi Bldg 7B-2, Nakano-ku, Tokyo
T: 03 3300 4076
facebook.com/GWnakano

KAZAKHSTAN

ALMATY, Meloman Dostyk:
T: 7 727 291 5378
ALMATY, Meloman Grand:
T: 7 727 291 5378
ALMATY, Meloman Mega:
T: 7 727 291 5378
ASTANA, Meloman:
T: 7 727 291 5378

LATVIA

RIGA, Comics Shop:
T: 0371 2770039
RIGA, Ludo:
T: 6729460
LITHUANIA
VILNIUS, D6 Necona:
T: 09 370 5 213369

MACAU

MACAU, Game Fun Table Games Shop:
T: +853 66604827

MADEIRA

MADEIRA, Sétima Dimensão:
T: 351 291 238 244

MALAYSIA

BANDAR TANJONG TOKONG, Gameforce:
T: 016 4449194 / 04990301
KOTA KINABALU, Just Wargame:
T: 6013 855 5369
KUALA LUMPUR, Comics Mart:
T: 03 2287 9629
KUALA LUMPUR, Hobby Forge:
T: 60 17616670
PENANG, Game Forge:
T: 60 164701475 / 60 4890301
PETALING JAYA, Wolf's Game Shop:
T: 012 2599532

MALTA

MALTA, Forbidden Power:
T: 00356 21 227999
MALTA, K Hobbies Ltd:
T: 00356 21 893423

MEXICO

AGUASCALIENTES, Tienda Omega:
T: 449 915 39 26
CANCUN Q ROO, Gamer's Den:
T: 998 998 06 01
CANCUN QTO, Animundo:
T: 461 200 01 20
CELAYA GTO, La Cueva Del Mago:
T: 461 546 76 16
CELAYA GTO, Zona Otaku:
T: 461 299 0851
CUERNAVACA, Darkland:
T: 777 771 71 52
LOMAS, Quest Hobbies & Games:
T: 55 63 63 60
MEXICO DF, Battle Lore:
T: 55 51 18 07 99
MEXICO DF, Capital 8:
T: 55 51 18 07 99
MEXICO DF, Colecciones Colibri:
T: 55 50 19 99 60
MEXICO DF, Imp Comics:
T: 55 55 98 92 79
MEXICO DF, Kallisti:
T: 55 55 98 92 79
MIXCOAC, Quest Hobbies & Games:
T: 55 98 92 78
SATELITE DIO, Entretenido Toys:
T: 55 46 33 04 32
TOLUCA, War Games:
T: 722 37 52 77 11

MOLDOVA

CHISINAU, Adept:
T: 373 6981996

THE NETHERLANDS

GW ALKMAAR:
Laat 48, 1811 EK
T: 072 512 2899
facebook.com/GWAlkmaar
GW AMERSFOORT:
20 Kerkstraat, 2811,
T: 033 465 4423
facebook.com/GWAmersfoort
GW AMSTERDAM:
Rokin 36, 1012 KT,
T: 020 622 3853
facebook.com/GWAmsterdam
GW BREDA:
Torenstraat 21, 4811 KV,
T: 0765 229 277
facebook.com/GWBreda
GW DEN HAAG:
Schoonheids 128, 2511 AX,
T: 070 392 7836
facebook.com/GWDenHaag
GW DORDRECHT:
Voorstraat 38AG, 3311 CX,
T: 078 611 9940
facebook.com/GWDordrecht
GW EINDHOVEN:
Kleine Berg 30, 5611 JV,
T: 040 248 3448
facebook.com/GWEindhoven
GW GRONINGEN:
1 Grote Xonnie Elbeeghe, 9712 BJ,
T: 050 311 0101
facebook.com/GWGroningen
GW ROTTERDAM:
Van Oldenbarnevelstraat 452, 3012 AP,
T: 010 280 0268
facebook.com/GWRotterdam
ARNHEM, Spelkwartier:
T: 026 370 2028
DEN BOSCH, De Dobbeltsteen:
T: 033 430 5727
ENSCHDEDE, Pipelines:
T: 053 430 5727
GRONINGEN, Purperen Draak:
T: 064 166 1972
HAARLEM, Spellenhuis:
T: 020 53 1112
LEEUWARDEN, Spelklijn:
T: 058 213 1112
LEIDEN, Vliegervloer:
T: 071 513 2783
MAASTRICHT, Vliegervloer:
T: 063 325 1653
MIDDELBURG, De Burcht:
T: 011 865048
NIJMEGEN, Moenen & Mariken:
T: 043 323 6119
TILBURG, De Dobbeltsteen:
T: 013 544 3700
UTRECHT, Subcultures:
T: 030 2311122

ZWOLLE, Games-n-Ut

ALKMAAR, Bookers & Strippers:
T: 072 512 1213
ALMER STAD, Ruan Creatief:
T: 036 513 977
ALPHEN AAN DEN RIJN, Hoge Ogen:
T: 0172473031
AMERSFOORT, Spellenwinkel:
T: 033 470 0332
AMSTELVEEN, Het Ganzenbord:
T: 020 641 2552
ASSEN, Ploek:
T: 059 231 3292
BARENDECHT, Peter's Postreint:
T: 0180 619339
BERGEN OP ZOOM, Boz Spellen:
T: 016 259120
BERGEYK, Wouters Technohobby:
T: 049 751 0248
BEVERWIJK, Bmm Games:
T: 025 1215568
BREDA, Spellenwinkel Breda:
T: 076 522 17 56
DELFT, Speldorado:
T: 015 213 4516
DEVENTER, Knibbel Comics:
T: 057 061 6879
DOETINCHEM, Top 1 Toys Speelplan:
T: 0314 366348
DORDRECHT, Hobby Modelbouw Dordrecht:
T: 078 631 2711
EDE, Tinnen Solaat:
T: 0316 65 3296
EINDHOVEN, Gameforce Eindhoven:
T: 040 2447030
EMMELOORD: Toys & Zo
T: 052 7620 6991
EMMEN, Spiritohoes:
T: 0591 645287
GEMERT, Top 1 Toys Van de Goor:
T: 0492 36 58 43
GRONINGEN, Wirwar:
T: 050 314 9424
HEEMSKERK, Bob Hesi:
T: 041 0251 24 19 99
HEERHOGWAARD, Huider Modeltreinen:
T: 0725714157
HENGLO, De Dondersteen:
T: 074 259000
HILVERSUM, Hilversumse Boekhandel:
T: 035 632 33 31
HOOFDDORP, Spellenwinkel Wahalla:
T: 023 5570992
HOORN, De Spellenhoorn:
T: 031 02791 28 55 65
KERKRAD, Aido Aido Modelbouw:
T: 045 242542
LEIDEN, Tolkenwinkel:
T: 071 541 2324
LEIDEN, Warp 9:
T: 071 213380
LEYSTAD, Games of War:
T: 06 3195 9619
MAASTRICHT, Houtjet:
T: 063 36 67 78
NES AMELAND, Top 1 Toys Van den Brink:
T: 0619 54 21 21
NIJMEGEN, Schellings Speelgoed:
T: 031 40 787 10 00
OLDENZAAL, Top 1 Toys:
T: 0541535238
RIJNSBURG, Toys 2 Play:
T: 071 40 21 244
RIJSWIJK, Ted's RC Shop:
T: 076 4158014
RIJSWIJK, Top 1 Toys In de Bogaard:
T: 070 39 32 41
ROERMOND, Bloemboetiek Hermien:
T: 047 331 6824
ROSMALEN, Top 1 Toys Jovi:
T: 031 231 212409
ROSENDAAL, Top 1 Toys Jadin:
T: 0165 55 7664
ROTTERDAM, Rogue Trader:
T: 010 2709233
SCHOONHOVEN, De Grijper Boekhandel:
T: 0182 382491
SITTARD, Atomik:
T: 046 4515074
SLIEDRECHT, De Grijper:
T: 0184 412 744
SLUIS, Ed van de Vijver Top 1 Toys:
T: 015 401251
UDEN, Goblin:
T: 041 227 0562
UTRECHT, Labyrinth:
T: 030 281 7157
UTRECHT, Whoops:
T: 030 220 4123
VENLO, Modelbouw Luthart:
T: 077 354 2688
WASSENAR, Top 1 Toys Kouwenhoven:
T: 070 511 0211
WINTERSWIJK, Top 1 Toys Winterswijk:
T: 054 351 2822
ZEVENBERGEN, Top 1 Toys:
T: 0168 330455
ZOETERMEER, RC-Pitstop:
T: 079 316 0560

NORWAY

GW OSLO:
Møllergata 7, 0179,
T: +47 22 32 25 50
facebook.com/GWoslo
ÅLESUND, Brio Kremmerhuset Moa Syd:
T: 077 1043779
BERGEN, Outland:
T: +47 5531482
DRAMMEN, Drammen Spillforening:
T: +47 93819757
FREDRIKSTAD, Norstar Leketorget:
T: +47 69315630
KONGSBERG, Rolf Liane:
T: +47 98819560
KRISTIANSTAD, Outland:
T: +47 38099420
MO I RANA, Ringo Lekehjernet Mo:
T: +47 75151717
MOSJØEN, Hobbyssenteret:
T: +47 75170179
NARVIK, Ringo Barnes Verden:
T: +47 7646505

SANDNES, Oseland Hobby:

SJØVEGAN, Outpost:
T: +47 95701245
SKIEN, Sokratis Hobby Gården:
T: +47 3520764
STAVANGER, Outland:
T: +47 51930800
STOKKE, Hobby Hagen:
T: +47 33332292
TROMSØ, Tromsø Bruktbokhandel:
T: +47 77508074
TRONDHEIM, Outland:
T: +47 7320545
TRONDHEIM, Tronderfrim:
T: +47 73520840
TØNSBERG, Brio Bamse:
T: +47 33167979
TØNSBERG, Gledeshuset:
T: +47 92251797

PANAMA

HATO PINTADO, Arkham & Hobbie Games:
T: 507 3 95 60 11

PERU

AV ARENALES, Colores y Miniaturas:
T: 51 14 71 66 64

PHILIPPINES

LAHUG CITY, Neutral Grounds:
T: 0923 6349082
MAKATI CITY, Neutral Grounds:
T: (632) 8195800
MUNTINLUPA, Neutral Grounds:
T: (632) 8502033
QUEZON CITY, Neutral Grounds:
T: (632) 8502033
SAN JAUN, Neutral Grounds:
T: (632) 7278583
TAGUIG, Hobbies and Landes:
T: (632) 850939

POLAND

GW WARSAW:
Unit No. 215, Złota Tarazy, ul. Złota 59, 00-120
T: TBC
facebook.com/GWWaraw
BIELSKO-BIALA, Gnom:
T: 0648 31 8213432
KATOWICE, Bard:
T: 048 32 2571817
KRAKOW, Bard:
T: 048 12 633 80 63
POZNAN, Bard:
T: 048 61 8538277
WARSAWA, Faber i Faber:
T: 048 22 8451245
KRAKOW, Bard:
T: 048 71 3417472
BIALYSTOK, Komnata Gier:
T: 048 666191663
BYDGOSZCZ, Wargamer:
T: 048 51 709725
CZESTOCHOWA, Bard:
T: 048 79837213
GDANSK, Rebel Centrum Gier:
T: 048 58 3470200
GDANSK, Usmiech Naszego Dziecka:
T: 048 38 3057045
GDYNIA, Future:
T: 048 50156366
GLOGOW, Zielone Wzgorka:
T: 048 60233773
GOLUB-DOBRZYŃ, Escalibur:
T: 048 781702499
GORA, Zielone Wzgorka Centrum Gier:
T: 602337754
GORZOW WIELKOPOLSKI, Przystan Gier:
T: 048 790719110
KIELCE, Wargamer:
T: 048 25 8087824
KOSZALIN, Tecza Zabawki:
T: 048 94 3422075
KRAKOW, ACTOM:
T: 048 12 5565678
KRAKOW, Bard:
T: 048 12 5565678
KRAKOW, Sklep Smok:
T: 048 12 4301101
KRAKOW, Valkiria-sklep:
T: 048 12 415525
KRAKOW, Vanahelm:
T: 048 12 421137
LEGNICA, Sklep Feniks:
T: 048 69 4406610
LODZ, Da-ta:
T: 048 42 6337263
LODZ, Model-Fan:
T: 048 42 6440028
LODZ, Gameford:
T: 048 42 6311161
LODZ, Stagar Studio:
T: 605650752
LODZ, Strategia Centrum Gier:
T: 048 79695539
NOWY SĄCZ, Graal Hobby:
T: 048 60 413612
OPOLE, HMS Computers II:
T: 048 77 4547413
OSTROW WIELKOPOLSKI, Centrum Gier Arena:
T: 048 69 6477727
OSWIECIM, Sklep Modelarski Model-Hit:
T: 048 60274519
POZNAN, Cube-Q-Workshop Polana:
T: 661 6712415
POZNAN, Cube-Q-Workshop M1:
T: 661 6712415
POZNAN, Cube-Q-Workshop King Cross:
T: 048 506079264
POZNAN, Cube-Q-Workshop Panorama:
T: 514812564
POZNAN, Cube-Q-Workshop Pestka:
T: 514812564
POZNAN, Wilczek:
T: 048 506352888
PSZCZYNA, Red Scorpion:
T: 602656281
RADOM, Wargamer:
T: 048 503582761
RZESZOW, Gamekeeper:
T: 048 69 2629238
RZESZOW, W&W Sklep Modelarski Model-Hit:
T: 017 85 28 101

SIEMIANOWICE, Jaga PHU:

SZCZECIN, Fenix:
T: 048 69593495
TARNOW, Sklep Gier Jaskinie:
T: 048 69593495
TORUN, Splej Papiernicy:
T: 048 56 652293
TORUN, Strefa Gier:
T: 048 69593495
WARSAWA, Afra Games World:
T: 048 50594548
WARSAWA, Altdorf:
T: 048 22 6280392
WARSAWA, Cydela:
T: 048 22 6552700
WARSAWA, Graal Blue City:
T: 048 22 3117427
WARSAWA, Graal CF Skorosz:
T: 048 22 852795
WARSAWA, Graal Dworzec Centralny:
T: 048 69601053
WARSAWA, Graal Galeria Mokotow:
T: 048 22 5413118
WARSAWA, Graal KEN Centre:
T: 048 22 2089090
WARSAWA, Graal Rondo Wiatraczna:
T: 048 224080031
WARSAWA, Graal Sarmacka:
T: 048 22 8427400
WARSAWA, Hobbyt:
T: 048 22 6340206
WARSAWA, Morion Bielany:
T: 048 22 4241602
WARSAWA, Paradox:
T: 048 22 6280781
WARSAWA, Sklep Superserie:
T: 048 213 438 444
WARSAWA, Wargamer Centrala:
T: 048 7247513
WARSAWA, Wargamer CH Targowek:
T: 048 7247513
WARSAWA, Wargamer CH Wola Park:
T: 048 7247513
WARSAWA, Wargamer Wilcza:
T: 048 22 6282826
WROCLAW, Bolter:
T: 048 50227996
WROCLAW, Sklep Feniks:
T: 048 69 4566618
WROCLAW, Wroclaw Model Centre:
T: 713419991
WROCLAW, Planszoweczka:
T: 79201796
ZABRZE, U Zyrzafy:
T: 052105081
ZIELONA GORA, Zielone Wzgorka:
T: 048 602337754

PORTUGAL

ALCANTARAS, CascaisPress:
T: +351 214 000 310
BELOURA, Hobbykit:
T: +351 214 850 901
CALDAS DA RAINHA, Magic Club Caldas:
T: +351 239 049 610
COIMBRA, Divercentro:
T: +351 239 049 610
COIMBRA, Inforhobbies:
T: +351 239 781 466
LISBOA, Fnac:
T: +351 219 404 700
LISBOA, Homem Azul:
T: +351 213 529 520
LISBOA, Lojas Arena:
T: +351 213 153 580
LISBOA, Myrdinn's Magic, Lda:
T: +351 213 032 258
PORTO, Lojas Arena:
T: +351 222 011 388
SINES, Galeria BT:
T: +351 249 632 511
TELHEIRAS, Tabak:
T: +351 217 165 574

PUERTO RICO

SAN JUAN, Game Wizard:
T: +787 449 8249
SAN JUAN, Maximum DC:
T: +787 766 9634

RUSSIA

BARNAL, Europa:
T: 8 (902) 072 29 700
BLAGOVESHENSK, Igmorin:
T: 8 (4160) 522 243
BOR, Karusel:
T: 8 (83159) 65 297
CHELYABINSK, Hobby Store:
T: 8 (112) 320 7008
CHERPOVEEC, Galaktika:
T: 8 (921) 253 6347
EKATERINBURG, Magicportal.ru:
T: 8 (343) 31 3987
EKATERINBURG, Mosiga:
T: 8 (343) 372 3446
EKATERINBURG, World of Models:
T: 8 (343) 381 0705
IRKUTSK, Krasivaya Igra:
T: 8 (3952) 722 972
KALININGRAD, Fangorn:
T: 8 (4012) 521 524
KALUGA, Nastolny Grad:
T: 8 (4840) 795 911
KAZAN, Urza:
T: 8 (917) 247 7938
KHABAROVSK, Karton:
T: 8 (242) 1015 100
KRASNOYARSK, Hobby Land:
T: 8 (905) 477 0025
KRASNOYARSK, Astronomikon:
T: 8 (905) 477 0025
KRASNOYARSK, Rodnik:
T: 8 (913) 573 3043
KRASNOYARSK, Mosiga:
T: 8 (391) 293 7358
KRASNOYARSK, Stek CD-DVD:
T: 8 (913) 265 2571
LUKINO, Aisberg:
T: 8 (908) 759 4906
MAGNITOGORSK, Gostinniy Dvor:
T: 8 (3510) 280 496
MOSCOW, Algoris:
T: 8 (495) 628 3337
MOSCOW, Alger:
T: 8 (495) 137 5868

MOSCOW, Algeria:
Tel: 8 (495) 261 5075
MOSCOW, Cardplace.ru:
Tel: 8 (495) 638 5479
MOSCOW, Edinorog:
Tel: 8 (906) 085 8907
MOSCOW, Mosigra:
Tel: 8 (495) 641 8311
MOSCOW, NeoToy:
Tel: 8 (495) 631 8379
MOSCOW, Paladin:
Tel: 8 (926) 777 1777
MOSCOW, Portal:
Tel: 8 (495) 633 1078
MOSCOW, Triomnos.ru:
Tel: 8 (495) 951 5481
MOSCOW, IP Kopeykin:
Tel: 8 (906) 079 7505
NIZHNIY NOVGOROD, Fishka:
Tel: 8 (831) 2777 666
NIZHNIY NOVGOROD, HobbyDay:
Tel: 8 (831) 423 0040
NOVOMOSKOVSK, World of Models:
Tel: 8 (915) 789 6044
NOVOSIBIRSK, Clever Games:
Tel: 8 (923) 155 0535
NOVOSIBIRSK, Clever Games:
Tel: 8 (913) 923 3508
OREL, Hobbist Store:
Tel: 8 (900) 361 7957
PENZA, Blockbuster:
Tel: 8 (962) 474 3886
PERM, Petropavlovsky:
Tel: 8 (912) 785 8412
ROSTOV NA DONU, Samolety, Tanki, Korabli:
Tel: 8 (863) 263 8153
SARATOV, Alien-Logic:
Tel: 8 (902) 710 1415
SARATOV, Martel:
Tel: 8 (917) 307 9476
ST PETERSBURG, Art Miniatures:
Tel: 8 (812) 631 3315
ST PETERSBURG, Hobbist:
Tel: 8 (812) 313 7763
ST PETERSBURG, Mosigra:
Tel: 8 (812) 920 5106
ST PETERSBURG, Sargona:
Tel: 8 (812) 445 1054
TOMSK, Parad:
Tel: 8 (3822) 514 463
TULA, Okinava:
Tel: 8 (920) 747 5862
TVER, Armada:
Tel: 8 (910) 531 7659
TYUMEN, Perekrestok Mirov:
Tel: 8 (912) 923 9977
TYUMEN, Labirint Mirov:
Tel: 8 (904) 494 1786
ULAN-ULDE, BMV:
Tel: 8 (902) 1674 758
VOLOGDA, Moxgolom:
Tel: 8 (8172) 701 530
VORONEZH, Edinorog:
Tel: 8 (903) 856 1849
VORONEZH, Ilya Murmets:
Tel: 8 (4732) 918 721
VORONEZH, Krokodil:
Tel: 8 (4732) 564 488
YAKUTSK, Artefact:
Tel: 8 (914) 290 0040
YOSHNIKAR OLA, Kenga:
Tel: 8 (8632) 460 112

SINGAPORE
LUNAN CENTRE, Battle Bunker:
Tel: 65 93840450
FUSIONPOLIS, Paradigm Infinitum:
Tel: 65 67343858
IONS ORCHARD, Prologue Bookstore:
Tel: 65 64651477
MIDPOINT ORCHARD, Paradigm Infinitum Pte Ltd:
Tel: 65 67343858
PLAZA SINGAPORE, Comics Connection PTE Ltd:
Tel: 65 63378300
SEREN CENTRE, Toy Station:
Tel: 65 64663054
SUOMERSET, Harris Planers:
Tel: 65 146555

SLOVAKIA
BRATISLAVA, Madmaxon:
Tel: 421 2 524 927 87
SPISSKA NOVA VES, War Gaming:
Tel: +421 903 211935

SLOVENIA
BLVD, Pik Pok:
Tel: 00386 45768030
LJUBLJANA, Crna Luknja:
Tel: 00386 59031220
LJUBLJANA, Diredaj Citypark:
Tel: 00386 45768030

SOUTH AFRICA
BELVILLE, The Boys and Mens Hobby Shop:
Tel: 0027 21 914 8488
BLOEMFONTEIN, The Games Dungeon:
Tel: 0027 21 451 9070
CAPE TOWN, Pastimes Retail:
Tel: 0027 21 421 1191
CAPE TOWN, Wizards Books and Games:
Tel: 0027 21 681 0360
CRAIGHALL, OtherWorld Games:
Tel: 011 326 0790
DORINGKLOOF, Battle Planet:
Tel: 00 27 8245 93933
DURBAN, The Hobby Specialists:
Tel: 0027 31 566 4806
EAST LONDON, Slatters Toy Magic:
Tel: +27 43 7262762
EDENVALE, Plastics:
Tel: 0027 82 783 1489
JOHANNESBURG, The Underground:
Tel: +27 11 795 3946
JOHANNESBURG, Esswex Retail:
Tel: 0027 11 8883619
JOHANNESBURG, Outer Limits Johannesburg:
Tel: 0027 11 482 3771
JOHANNESBURG, Outer Limits Pretoria:
Tel: 0027 12 342 4360
JOHANNESBURG, Wizards Book and Games:
Tel: 0027 11 890 9253
JOHANNESBURG, Warfair:
Tel: 0027 82 631 2245
JOHANNESBURG SOUTH, Dragons Den:
Tel: 0027 31 432 3996
MENLYN, Top CD:
Tel: 0027 12 361 3122
PIETERMARITZBURG, Games Direct:
Tel: +27 33 342 9070
RUSTENBURG, Warcry:
Tel: 0027 72 910 2608
UMHLANGA, The Hobby Specialists:
Tel: 0027 31 566 4806

SOUTH KOREA
SEOUL, Orcrowm:
Tel: 02 4002 5946
SWEDEN
GW GÖTEBORG:
Drottningatan 52, 411 07,
Tel: 031-133958
facebook.com/GWGoeteborg
GW STOCKHOLM:
Master Samuelsgratan 67, 111 21,
Tel: 08-21 38 40
facebook.com/GWStockholm
KARLSTAD, Spel & Fantasi:
Tel: 034-15 10 70
LUND, Playoteket Center:
Tel: 0461-27810
MALMÖ, Playoteket Center:
Tel: 040-185530
UMEA, Fantasia:
Tel: 090-77 03 60
UPPSALA, Fantasia:
Tel: 018-100150
UPPSALA, Prisfyndet:
Tel: 018-10 66 07
ÖREBRO, Batalj:
Tel: 018-18 46 00
BORLANGE, Hobby Drake:
Tel: 06-1088 040
ESKILSTUNA, Lasses Leksaker:
Tel: 0161-301 35
FALKENBERG, Lekcenter:
Tel: 0346-807 60
FRITSLA, Fritsla Hobby:
Tel: 0328-20166
GÄVLE, Hobbyshopen:
Tel: 026-18 62 99
GÖTEBORG, Goblin Games:
Tel: 031-245110
GÖTEBORG, Toys Leksaker & Hobby:
Tel: 031-459401
GÖTEBORG, Wizard Games:
Tel: 031-51 41 50
HALMSTAD, Lekcenter:
Tel: 033-15 91 75
HUDDINGE, Humlan Lek & Hobby:
Tel: 08-689 8885
KALMAR, Lek & Hobby:
Tel: 0400-24717
KARLSKRONA, Leksakshuset:
Tel: 0455-24082
KATRINEHOLM, Narren Spel:
Tel: 0150-12032
KIRUNA, Lekhuset Lekia:
Tel: 0980-825 45
KUNGBACKA, Lek & Hobby:
Tel: 0360-14136
KUNGÄLV, Frökarna Bus:
Tel: 0303-139 40
LAHOLM, Lekia:
Tel: 0430-10089
LANDSKRONA, Leksakshuset:
Tel: 0418-107 90
LIDKÖPING, Game Maniacs:
Tel: 0510-25320
LINKÖPING, Sagoland:
Tel: 0130-22590
LJUNGBY, Lekman:
Tel: 0372-23481
LULEÅ, Barnens Hus:
Tel: 0920-220095

LULEÅ, Ilocus:
Tel: 0920-69954
LUND, Unispel:
Tel: 046-283 9172
MALMÖ, Playoteket Entre:
Tel: 040-185530
NORRÖPPING, Hobbyhörn:
Tel: 011-621210
NORRÖPPING, Lekhuset:
Tel: 012-87070
NORRTÄLJE, Lekplaneten:
Tel: 0176-12558
NYKÖPING, Laka TV-spel:
Tel: 0155-281000
NYNASHAMN, Åsas Leksaker:
Tel: 08-520 11235
ÖRNINGE, Happies:
Tel: 08-7152501
SALA, Elons Leksaker:
Tel: 022-41 03 14
SKELLEFTÄ, Legend:
Tel: 091-01 35 02
STOCKHOLM, Arcane på Hagagatan:
Tel: 08-22 25 22
STOCKHOLM, Högdalens Leksaker:
Tel: 08-749 1146
STOCKHOLM, Dragons Lair:
Tel: 08-654 60 50
STOCKHOLM, Hobbyisterna:
Tel: 08-403 00500
STOCKHOLM, Science Fiction Bokhandeln:
Tel: 08-21 50 52
SUNDBORN, Göransson Färg:
Tel: 023-621 55 21
SUNDSVÄLL, Orion Spel:
Tel: 060-155 947
TROLLHÄTTAN, Hobbyhörn:
Tel: 0520-13363
UMEA, Incrade:
Tel: 090-196 580
UDDEVALLA, Olles Leksaker:
Tel: 0522-88520
VARBERG, Fyndmagasinet:
Tel: 0340-478990
VIMMERBY, Lekia:
Tel: 0492-31188
VISBY, Skuggspel:
Tel: 0498-21 10 82
VÄSTERÅS, Zetterlunds:
Tel: 021-10 44 91
VÄSTERVIK, Lektugan:
Tel: 0490-36171
VÄXJÖ, Helges Håla:
Tel: 047-02 18 60
YSTAD, Tv-Spelshörn:
Tel: 0411-64680
ÄNGELHOLM, Leksaksmagasinet:
Tel: 0431-82350
ÖSTERSUND, Hobbyboden:
Tel: 0335-13310

KAOHSIUNG, Longmen:
Tel: +886 7 3118867
KAOHSIUNG, Toys Cat:
Tel: +886 7 5214540
PINTUNG, Texas TV Game Shops:
Tel: +886 8 7212720
TAICHUNG, Fantasy House:
Tel: +886 4 23143720
TAINAN, Star Toy Castle:
Tel: +886 6 2470927
TAIPEI, Amigames:
Tel: +886 2 27419964
TAIPEI, Cacacity:
Tel: +886 2 23099579
TAIPEI, MPK Hobby Shop:
Tel: +886 2 28161466
XINBEI, Table Games:
Tel: +886 2 29035898

THAILAND
BANGKOK, A Framing:
Tel: +66 8414 64313
BANGKOK, Battlefield Bangkok:
Tel: +66 2747 9779
BANGKOK, Slice and Dice:
Tel: +66 8149 87593
BANGKOK, Thinx Hobby:
Tel: +66 8999 31129
CHIANG MAI, Hobo Books:
Tel: +66 8158 25241
CHONBURI, Pattaya Players:
Tel: +66 8909 29523

UKRAINE
DNEPROPETROVSK, Toy House:
Tel: 0638 656 747 9213
DONETSK, Toy House:
Tel: 0038 062 387 5203
KHARKIV, Aladdin:
Tel: 0038 057 215 6310
KYIV, Convector:
Tel: 0038 067 417 2442
KYIV, Hobby Games:
Tel: 0038 096 108 4064
KYIV, Nastolki:
Tel: 0038 044 360 1917
KYIV, Nastolki:
Tel: 0038 044 360 1997
KYIV, Toy House:
Tel: 0038 044 377 7122
KYIV, Toy House:
Tel: 0038 044 377 7138
KYIV, Toy House:
Tel: 0038 044 377 7128
KYIV, Toy House:
Tel: 0038 044 377 7131
KYIV, Yakaboo:
Tel: 0038 044 503 7069
LEVIV, Hobby World:
Tel: 0038 066 764 2261
ODESSA, Avanguard:
Tel: 0038 050 562 2277

UNITED ARAB EMIRATES
DUBAI, Bishops Trading:
Tel: 0097155487870



Wondering where to find Warhammer? Seeking to expand your Space Marines? Lost and looking for The Lord of the Rings? There are stores across the UK belonging to the Toymaster Group that sell Games Workshop products. With dozens of Toymaster members stocking a range of Games Workshop products, you can be sure that there is a local store near you. We've listed the members and their locations below for you. To find out more about Toymaster, check out www.toymaster.co.uk

Andover,
Ashford,
Barnet,
Barrow in Furness,
Beccles,
Bodmin,
Bowness on Windemere,
Braintree,
Bridport,
Burgess Hill,
Burton on Trent,
Bury St Edmunds,
Carterton,
Chippenhams,
Chorley,
Clitheroe,
Cockermouth,
Cranleigh,
Cranleigh,
Darlington,
Dereham,
Devizes,
Dorchester,
Ely,
Fleet,
Frome,
Gerrards Cross,
Harrow,
Hayle,
Haywards Heath,
Hazlemere,
Hol,
Hunstanton,
Ipswich,
Kingsbridge,

Andover Toys
Kids Stuff
Toys Toys Toys
Heaths
Toy Box
Bricknell's
Kidzone Toys
Frosts Toymaster
Kid's Stuff
G.W. Hurley
Midco Toys
Starlings Toymaster
Giles Sports, Toys & Cycles
Thorntons at Signature
Hamptons Toys & Nursery World
Cowgills of Clitheroe
The Toy Shop
Enchanted Wood
Enchanted Wood Warehouse
Lamb's
Starling's Toymaster
Devizes Toys
Dorchester Toys
City Cycle Centre
Fleet Toys
The Ellenbray Press
Howard Marshall
Toy Galaxy
Blewett's of Hayle
Clarke's
Child Toys
Starlings Toymaster
The Pavilion Toymaster
Toy Attic
The Trading Post

Leigh,
Letchworth Garden City,
Mablethorpe,
Marple,
Melksham,
Morphet,
Newmarket,
Newport (Isle of Man),
Northallerton,
Norwich,
Norwich,
Oxford,
Putney (London),
Reigate,
Ripon,
Rushden,
Ryde,
Saffron Walden,
Sevenoaks,
Sheringham,
Sudbury,
Sudbury,
Taunton,
Tavistock,
Trowbridge,
Uckfield,
Wadebridge,
Wells,
Westcliffe on Sea,
Weymouth,
Whitby,
Whitchurch,
Wisbech,
Winney,
Woodbridge,
Yarmouth,

Storktown
Cuthberts Toys
Belas
Goslings Toymaster
The Toyshop
T.G. Allan Ltd
Moons Toymaster
Toys & Models
Groves Toymaster
Kerrisons
Langleys
J.H. Lorimer
Toystop
The Toy Shop
The Knowledge Magnet
Osborne Sports & Toys
The Sports & Model Shop
Russell Games/Game On
J.H. Lorimer
Starlings Toymaster
Tiney's Toys
Cliddons Toymaster
Hatcher & Sons Ltd
Kaleidoscope
The Toy Shop
Kid's Stuff
Bricknell's Toy and Nursery
Kids Stuff
Argosy Toys
Howley's Toymaster
John Anderson Toymaster
Molibus Toys
Prams & Toys
Dentons
Toytown
Kerrisons

WALES
Llantwit Major,
Newport,

Filco Supermarkets Ltd
Toys & Models

SCOTLAND

Brechin,
Elgin,
Falkirk,
Fort William,
Glasgow,
Hamilton,
Lerwick,
Penrith,
Peterhead,
Stonehaven,

Gardiner
Junners Toymaster
Little Monster Toys
The Granite House
AT Comics
Ink Spot
Harry's Dept Store
Harpers Toymaster
Toymaster at Donalds
Toymaster Toyland

IRELAND

Ashbourne,
Cavan,
Cork,
County Down,
Dublin,
Dungarvan,
Ennis,
Kerry,
Stillorgan,
Wicklow,

Toys @ Fun Galaxy
Clarke's Toymaster
Other Realms
Roger's Toymaster
Gamers World
Murphy's Toymaster
Tir Na Nog Toymaster
Caball Toymaster
Nimble Fingers
Hopkin's Toymaster

GAMES WORKSHOP

INDEPENDENT STOCKISTS

The Most Convenient Place to Shop!

- In Your Local Area
- Most Popular Boxes and Hobby Supplies
- Official Sellers

With over 500 locations in the UK there is never a local stockist far away, making them perfect for that quick resupply or hobby need.

They concentrate on stocking our most popular products, meaning you're more likely to find exactly what you're looking for!

All our stockists are official sellers of Games Workshop games and hobby products.



WHITE DWARF



SUBSCRIPTIONS

**Get your first 3 issues
for only £5!**

**A saving of more than 60% off the cover price.
Hereafter your subscription will be
just £9 every 3 months**

- This means you effectively get a **FREE** issue every three months
- Get access to the exclusive subscriber model every year. Check out this year's White Dwarf 'Pirate' above!
- Have every issue of White Dwarf delivered direct to your home
- **Most importantly, it guarantees you never miss another issue!**

01778 392 083
Call now to subscribe

Alternatively fill in the form opposite

☐ I would like to pay by Direct Debit
(I understand that £9.00 will be debited from my account every 3 months)

Originator's
Identification Number
388464

Instruction to your Bank
or Building Society to
pay by Direct Debit.



To the Manager (Bank Name).....

Address

Postcode

Name(s) of account holder(s)

Branch sort code

□ □ □ □ □ □

Bank/Building Society

□ □ □ □ □ □ □ □

Ref No (Office use only)

□ □ □ □ □ □ □ □

Signature(s)

Date

Banks and Building Societies may not accept Direct Debit Instructions for some types of account

Please pay Games
Workshop Direct Debits
from the account detailed in
this instruction subject to
the safeguards required by
the Direct Debit Guarantee.
I understand that this
instruction may remain with
Games Workshop and, if so,
details will be passed on
electronically to my
Bank/Building Society.

I would like to subscribe to White Dwarf beginning with issue: WD □ □ □ □

Title Forename

Surname

Address

Postcode Country

Telephone (inc STD code)

The subscription is a gift for the person detailed below.

Title Forename

Surname

Address

Postcode Country

Telephone (inc STD code)

RETURN THIS FORM TO

White Dwarf, Warners Subscriptions Dept, FREEPOST PE211, Bourne, Lincs, PE10 9BR

TERMS AND CONDITIONS: The guarantee is offered by all Banks and Building Societies that take part in the Direct Debit scheme. The efficiency and security is monitored and protected by your own Bank or Building Society. If the amount is to be paid or the payment date details change, Games Workshop will notify you 10 working days in advance of your account being debited or as otherwise agreed. If an error is made by Games Workshop or your Bank or Building Society, you are guaranteed a full and immediate refund from your branch of the amount paid. You can cancel your Direct Debit at any time, by writing to your Bank or Building Society. Please also send a copy of your letter to us.
Reply by 31/05/2012 to take advantage of this offer. Warner ref. WD-00-349



In next month's issue:
THE WHITE SCARS
TAKE THE FIGHT TO THE FOE

White Dwarf 390
On sale Saturday 26th May

