

# WHITE DWARF

WD387 March 2012  
GAMES WORKSHOP'S MONTHLY MAGAZINE

**WARHAMMER**

PART 3 OF THE  
CIVIL WAR EXPANSION



NEW SPACE WOLVES  
AND TYRANIDS LAUNCHED

**THE LORD OF THE RINGS**  
STRATEGY BATTLE GAME

TALE OF FOUR GAMERS  
STARTS THIS ISSUE





THIS MONTH:





# TYRANIDS



The alien menace known as the Tyrannids have crossed interstellar space to feed on your worlds. To read all about this ravenous threat facing the entire galaxy, turn to page 22.

# SPACE WOLVES

Sagas will be written about this day as the Space Wolves are unleashed in all their glory. Turn to page 52 to learn about this mighty Chapter of heroes.







Reading through this issue of *White Dwarf*, I've come to the realisation that the over-arching theme is predator and prey; hunter and hunted. But when it comes to the Tyranids and Space Wolves, it's hard to tell who is the predator and who is the prey, as both armies make for ferociously tough hunters.

At first glance, I reckon it's the Tyranids that have the edge, as their Hive Fleets are swelled with some truly ginormous new monsters in the form of the Tyrannofex, Tervigon and – my favourite – the winged Hive Tyrant. *White Dwarf*'s own Tom Hutchings managed to get his hands on these new kits already (and you can see them on p32, along with plenty of other Hive Fleets) so I've had the misfortune of facing them on the battlefield already. Not fun, I can tell you.

And yet, the Space Wolves are no slouches, heroes of legend from a culture of monster hunters, whose own homeworld tries to kill them every day. So I reckon a Space Wolf would stand a fair chance in a straight-up fight against a Tyranid, and that's not counting for the fact that this month also sees the launch of Thunderwolf Cavalry. For those not in the know, these are Space Wolves (already tough fighters, remember) riding monstrous wolves. We've got plenty more on the sagas of these mighty heroes later on too.

Naturally there are loads of articles about both these mighty foes, from guides to using the Tervigon to brand-new background for Wolf Lord Harald Deathwolf. There are also painting guides for both Tyranids and Space Wolves.

But that's not all! We've got a gobsmacking showcase of all the Golden Demon Slayer Sword winners from last year, the third part of the *Warhammer: Civil War* Expansion and the start of a new series of *A Tale of Four Gamers*.



Andrew Kenrick, Editor

## THIS MONTH'S FEATURED CONTRIBUTORS



Steve Bowerman is one of the Studio's professional army painters, showing us how to paint every month.



Robin Cruddace is the author of *Codex: Tyranids*, yet it is the *Howling Griffons* Chapter that he collects.



Jervis Johnson is our senior games designer and his musings on the hobby inspire his monthly column.



Author of *Codex: Space Wolves*, Phil sports a beard of which Leman Russ himself would be proud.



Joe Tomaszewski is not only 'Eavy Metal's lead painter, but also a judge at UK Golden Demon.

**White Dwarf:** Phil Cowey, Simon Grant, Andrew Kenrick, Andy Hall, Tom Hutchings, Matthew Hutson, Jim Shardlow, Kris Shield. **UK Team:** Rik Turner. **Contributors:** Dave Andrews, Steve Bowerman, Robin Cruddace, Matthew Hobday, Jervis Johnson, Phil Kelly, Mark Latham, Glenn More, Chad Mierzwa, Chris Peach, Duncan Rhodes, Adam Troke, Jeremy Vetock, Sarah Wallen, Matthew Ward. **Citadel Design Team:** Mike Anderson, Giorgio Bassani, Trish Carden, Juan Diaz, Martin Footitt, Michael Fores, Colin Grayson, Jes Goodwin, Mark Harrison, Alex Hedström, Nick Ho, Matt Holland, Neil Langdown, Darren Latham, Aragon Marks, Aly Morrison, Brian Nelson, Gavin Newton, Oliver Norman, Seb Perbet, Alan Perry, Michael Perry, Dale Stringer, Dave Thomas, Tom Walton. **'Eavy Metal:** Neil Green, David Heathfield, Matt Kennedy, Kornel Kozak, Joe Tomaszewski, Anja Wettergren. **Art:** John Blanche, Alex Boyd, Kevin Chin, Paul Dainton, Mark Holmes, David Gallagher, Neil Hodgson, Nuala Kinrade, John Michelbach.



# CONTENTS

**FRONT: LONE WOLF BY KEV WALKER**

**NEW RELEASES** 4

**HOBBY ESSENTIALS: GLUE** 18

We take a look at how to use the range of Citadel glues.

**NEWS** 21

**DEVOURER OF WORLDS (SEE RIGHT)** 22

**THE SWARMLORD** 36

A look at the background of the leader of the Tyranid swarm.

**HORRORS OF THE HIVE FLEETS** 38

Robin Cruddace presents some tactics for Tyranid monsters.

**PAINTING WORKSHOP: TERVIGON** 44

Steve Bowerman shows us how to paint this mighty monster.

**A COMPANY OF WOLVES (SEE RIGHT)** 52

**PAINTING WORKSHOP: THUNDERWOLF CAVALRY** 62

A guide to painting Thunderwolf Cavalry.

**STANDARD BEARER** 68

Jervis answers some frequently asked questions.

**AMBUSH AT AMON SÛL** 70

Andy Hall and Tom Hutchings play the Weathertop scenario.

**CIVIL WAR** 76

Part 3 of the new Warhammer Expansion.

**HALL OF FAME** 82

Joe Tomaszewski nominates his favourite model.

**SLAYER SWORD WINNERS GALLERY** 84

All the Slayer Sword winners from 2011's Golden Demons.

**VAMPIRE COUNTS SHOWCASE** 90

A round-up of great Vampire Counts Golden Demon winners.

**A TALE OF FOUR GAMERS** 93

Four gamers start to collect a new The Lord of the Rings army.

**ARMIES ON PARADE SHOWCASE** 102


Christian Byrne's Ogre Kingdoms army.

**YOUR LOCAL STORE** 105

**KNOW THY FOE: TYRANIDS** 120

A guide to recognising the bio-forms of the Hive Fleets.

## FEATURED THIS MONTH: **WARHAMMER 40,000**



### DEVOURER OF WORLDS PAGE 22

The Tyranids are here, great alien swarms whose ravenous hunger will end us all. We take a look at the various Hive Fleets.



### A COMPANY OF WOLVES PAGE 52

The Space Wolves are a Chapter of mighty warriors, and in this article we explore its Great Companies.

Copyright © Games Workshop Limited 2012. All rights reserved. The New Line Cinematic Productions: The Fellowship of the Ring, The Two Towers, and The Return of the King which are © MMIII New Line Productions, Inc. All Rights Reserved. The Lord of the Rings, The Fellowship of the Ring, The Two Towers, The Return of the King, and the names of the characters, items, events and places therein are trademarks of The Saul Zaentz Company d/b/a Middle-earth Enterprises, s/a Tolkien Enterprises under license to New Line Productions, Inc. and Games Workshop Ltd. All Rights Reserved. Games Workshop, the Games Workshop logo, GW, Citadel, the Citadel device, Citadel Finecast, Warhammer, Warhammer logo, Warhammer Armies, The Game of Fantasy Battles, the twin-tailed comet device, Warhammer 40,000, the Warhammer 40,000 logo, 40K, 40,000, the double-headed eagle/aquila design, White Dwarf and all associated marks, logos, names, places, characters, creatures, races and race insignia, illustrations and images from the Warhammer world and Warhammer 40,000 universe are either ®, TM and/or © Games Workshop Ltd 2000-2012, variably registered in the UK and other countries around the world. All Rights Reserved.

**SUBMISSIONS** All material submitted to us for publication is only accepted on the assumption that the copyright in it is, by the very act of submission, unconditionally assigned by the author as beneficial owner and with full title guaranteed to Games Workshop Limited. We also retain the right to edit and/or amend all material as we see fit. So, if you do not wish to assign copyright in this way, please do not send us your submission. We're afraid we cannot work in any other way! Full details of our submissions policy can be found on the legal section of our website at: <http://www.games-workshop.com>

**CORRESPONDENCE** We welcome comments about White Dwarf, Games Workshop games and Citadel miniatures. All letters except subscriptions and Mail Order should be addressed to: White Dwarf, Games Workshop, Willow Road, Lenton, Nottingham NG7 2WS.

Please mark your envelope clearly with the name of the game you are writing to us about. If you want a reply you must enclose a self-addressed stamped envelope (overseas readers should include IRCs). We receive an enormous amount of mail. We do read every letter but it may take a little time for us to reply to you, so please be patient!

You can find Games Workshop on the World Wide Web at the following Internet address:  
[www.games-workshop.com](http://www.games-workshop.com)

**Customer Services**  
Tel: (0044) 0115 91 40000  
Fax: (0044) 0115 916 8044  
[www.games-workshop.com](http://www.games-workshop.com)

**Forge World**  
[www.forgeworld.co.uk](http://www.forgeworld.co.uk)  
Tel: (0044) 0115 916 8177  
Fax: (0044) 0115 916 8044

**The Black Library**  
[www.blacklibrary.com](http://www.blacklibrary.com)

**Games Workshop Limited**  
Willow Road, Lenton  
Nottingham  
NG7 2WS  
Registered in England and Wales  
- Company No. 01467092.

**GAMES WORKSHOP**



**NEW LINE CINEMA**



Please be aware that Games Workshop products are usually sold unpainted and unassembled and the contents of any products may vary from those shown herein (for example, any banners shown may not necessarily be included). Pictures are used for illustrative purposes only. In accordance with national laws, Games Workshop is prohibited from selling spray paints and bladed equipment to certain age groups. Further, certain Citadel products may be dangerous if used incorrectly and Games Workshop does not recommend them for use by children under the age of 16 without adult supervision. Whatever your age, be careful when using glues, bladed equipment and sprays and make sure that you read and follow the instructions on the packaging. Prices correct at time of going to press. Customers are advised to contact Games Workshop for current availability and current Games Workshop prices. Prices quoted are for products sold by Games Workshop through its own stores, catalogue or website. Independent retailers are responsible for determining their own prices.



Product Code: 6024999387  
ISSN: 0265-8712 03





# TYRANIDS

## TYRANNOFEX/TERVIGON

This highly detailed plastic kit can be assembled to make a Tyrannofex – an enormous bio-construct that exists purely for destruction – or the vast brood creature that is the Tervigon, able to spawn dozens of voracious Termagants.

### TYRANNOFEX

*This Tyrannofex has been assembled with the rupture cannon upgrade – a potent anti-tank weapon.*



Towering over a Carnifex at 4.5" tall, the Tyrannofex is the first of two unit types that can be assembled from the multi-part plastic Tyrannofex/Tervigon kit. The Tyrannofex is a monstrous creature that provides the Tyranid army with an array of heavy firepower in the guise of its three primary weapon options: the rupture cannon, acid spray and fleshborer hive. Components to build all of these bio-

weapons are included in the kit, forming the Tyrannofex's forelimbs, whilst cluster spines are modelled on its back.

Three parallel rows of spore chimneys run the length of the Tyrannofex's carapace, further adding to its considerable size. Its forehead bears an enormous bladed horn, in a similar manner to many of the other larger Tyranid bioforms in the Hive Fleet.

Pictures for illustrative purposes only. Product contents may vary. Products sold unpainted and unassembled. Certain Citadel products may be dangerous if used incorrectly. Prices correct at time of going to press, please contact us for current availability and prices. Prices quoted are for products sold by Games Workshop through its own stores, catalogue or website. Independent retailers are responsible for determining their own prices.






*The acid spray fires a volatile torrent capable of burning through all but the heaviest armour.*

You can advance order any new releases seven days before launch. If you place an order on our website by the Sunday before launch, we will guarantee that it will be delivered to your local Hobby Centre for collection on the release date.

**Advance order any of the new Space Wolves or Tyranids by Sunday 26th February to guarantee your order will be available to collect in store on Saturday 3rd March.**



*The Tyrannofex can be assembled to bear the rightly feared fleshborer hive, an Assault 20 weapon!*

**TURN TO PAGE 39 TO LEARN ABOUT THIS MODEL'S DEADLY WEAPONRY.**

Pictures for illustrative purposes only. Product contents may vary. Products sold unpainted and unassembled. Certain Citadel products may be dangerous if used incorrectly. Prices correct at time of going to press, please contact us for current availability and prices. Prices quoted are for products sold by Games Workshop through its own stores, catalogue or website. Independent retailers are responsible for determining their own prices.



## TERVIGON


Instead of the Tyrannofex the kit can be assembled as a Tervigon, a monstrous brood progenitor that spawns new broods of Termagants. The Tervigon's most notable feature is the enormous, fleshy incubation sac hanging from its torso. On the model, the dormant Termagants are rousing within, their heads and claws straining beneath the surface of the skin even as one bursts free. The multi-part kit includes both of the Tervigon's close combat weapon options – scything talons and crushing claws.

The Tervigon is an HQ choice, but one can instead be selected as a Troops choice for each brood of Termagants.

*A Tervigon of Hive Fleet Leviathan with a pair of scything talons.*



*A Termagant bursts out of the Tervigon's incubation sac, fleshborer at the ready as it prepares to enter the fray.*



*The array of spikes protruding from the model's carapace represent either of its cluster spikes or stinger salvo.*

Pictures for illustrative purposes only. Product contents may vary. Products sold unpainted and unassembled. Certain Citadel products may be dangerous if used incorrectly. Prices correct at time of going to press, please contact us for current availability and prices. Prices quoted are for products sold by Games Workshop through its own stores, catalogue or website. Independent retailers are responsible for determining their own prices.





This Tervigon has been assembled with crushing claws, providing it with extra attacks in assault.



**TYRANID** £35  
**TYRANNOFEX/TERVIGON**  
 Product code: 99120106023  
 Sculpted by Mark Harrison.  
 €45.50, 350dkr, 390skr/nkr, 350rmb, 175zl

**ON SALE MARCH 3RD**

**MULTI  
 PART  
 PLASTIC  
 KIT**



**LEARN HOW TO PAINT THE TERVIGON MODEL ON PAGE 44.**

Pictures for illustrative purposes only. Product contents may vary. Products sold unpainted and unassembled. Certain Citadel products may be dangerous if used incorrectly. Prices correct at time of going to press, please contact us for current availability and prices. Prices quoted are for products sold by Games Workshop through its own stores, catalogue or website. Independent retailers are responsible for determining their own prices.



## HIVE TYRANT/THE SWARMLORD

Hive Tyrants are the undisputed leaders of the Tyranid swarms. The new Hive Tyrant/the Swarmlord kit contains one such creature. It even includes the components to make the infamous Tyranid organism, the Swarmlord.

### HIVE TYRANT

The Hive Tyrant towers over all but the largest Tyranid breeds and its commanding stance befits the dominion such a creature holds over its lesser kin. The multi-part plastic Hive Tyrant/the Swarmlord kit enables the model to be equipped with any of five optional upgrades – a heavy venom cannon, stranglethorn cannon, scything talons, lash whip, bone swords and wings.

A set of special scything talons have been included in the kit to replace the hooves on a winged Hive Tyrant, the model held aloft by an alternative tail option that acts as a flying stand. When assembled in this way the winged Hive Tyrant stands an even loftier 6" tall with an impressive 11" wingspan.


*This Hive Tyrant has been assembled with the wings upgrade and carries a heavy venom cannon.*



*The Hive Tyrant's second weapon option, the stranglethorn cannon, is also included in the kit.*



**MULTI  
PART  
PLASTIC  
KIT**



**TYRANID HIVE TYRANT/  
THE SWARMLORD** £32.50

Product code: 99120106022

Sculpted by Jes Goodwin & Alex Hedström.  
€42, 330dkr, 360skr/nkr, 330rmb, 162.50zl

**ON SALE MARCH 3RD**

Pictures for illustrative purposes only. Product contents may vary. Products sold unpainted and unassembled. Certain Citadel products may be dangerous if used incorrectly. Prices correct at time of going to press, please contact us for current availability and prices. Prices quoted are for products sold by Games Workshop through its own stores, catalogue or website. Independent retailers are responsible for determining their own prices.



## THE SWARMLORD

The Hive Tyrant/the Swarmlord kit contains a separate head and four stylised bonesabres with which to assemble the Swarmlord, a plastic special character. This powerful bioform is a unique Hive Tyrant and an HQ choice for a Tyranid army. The Swarmlord is equipped with four bonesabres and has an alternative head design, but the interchangeable nature of the remaining components from the kit can readily be used to upgrade other Tyranid units in the army, such as Carnifexes and Tyranid Warriors.



The Hive Tyrant/the Swarmlord kit contains this alternate head to use on the Swarmlord model.



The Swarmlord, a unique and greatly feared Tyranid organism, wields four lethal bonesabres.



There are ten combinations of weapon upgrades, such as the stranglethorn cannon, lash whip and bone sword.



A Hive Tyrant can eschew all of its ranged weaponry to focus solely on assault.

Pictures for illustrative purposes only. Product contents may vary. Products sold unpainted and unassembled. Certain Citadel products may be dangerous if used incorrectly. Prices correct at time of going to press, please contact us for current availability and prices. Prices quoted are for products sold by Games Workshop through its own stores, catalogue or website. Independent retailers are responsible for determining their own prices.



# SPACE WOLVES

## THUNDERWOLF CAVALRY

Bursting from the pages of myth and legend come the Thunderwolves of the Space Wolves. The Thunderwolf Cavalry kit enables you to build three of these deadly Space Marine wolf riders, complete with myriad weapon combinations.



A Thunderwolf's gaping jaws



Wolf Guard with bionic eye



Wolf Guard with chainsword and bolt pistol.



This rider grips his mount's fur and wields a chainsword.



Wolf Guard armed with plasma pistol and thunder hammer



Thunderwolf with cybernetic leg



A torn Thousand Sons' helm decorates the model's base.

This multi-part plastic kit includes three Space Wolves mounted on enormous Thunderwolves. Each Thunderwolf rider is a member of the Wolf Guard and has access to a deadly arsenal of wargear. The kit therefore includes a plethora of equipment including a thunder hammer, power/frost axe, power fist, plasma pistol and three storm shields. There are plenty of other weapons and components, all of which are completely interchangeable with the rest of the Space Wolves range, including the badly clawed helmet of a Thousand Sons Rubric Marine.

The Thunderwolves themselves all have minor cybernetic augmentations, but two of them can also be assembled with a bionic leg and paw. One of the Thunderwolves has the option of either a standard head or an alternative one that has been heavily modified with cybernetics.

Pictures for illustrative purposes only. Product contents may vary. Products sold unpainted and unassembled. Certain Citadel products may be dangerous if used incorrectly. Prices correct at time of going to press, please contact us for current availability and prices. Prices quoted are for products sold by Games Workshop through its own stores, catalogue or website. Independent retailers are responsible for determining their own prices.



**MULTI  
PART  
PLASTIC  
KIT**

**SPACE WOLVES  
THUNDERWOLF CAVALRY** £33.50  
Product code: 99120101091  
Sculpted by Matt Holland.  
€43, 330dkr, 410skr/nkr, 330rmb, 165zl

**ON SALE MARCH 3RD**



A Thunderwolf with  
bionic eye



Wolf Guard with chainsword and storm shield



All Thunderwolves are  
ridden by Wolf Guard,  
who wield powerful  
wargear in battle.

Wolf Guard with power axe and storm shield

Two packs of howling Thunderwolf  
Cavalry ride forth to deal death in  
the name of Russ and the Allfather.



**TURN TO PAGE 62 FOR A THUNDERWOLF CAVALRY PAINTING GUIDE.**

Pictures for illustrative purposes only. Product contents may vary. Products sold unpainted and unassembled. Certain Citadel products may be dangerous if used incorrectly. Prices correct at time of going to press, please contact us for current availability and prices. Prices quoted are for products sold by Games Workshop through its own stores, catalogue or website. Independent retailers are responsible for determining their own prices.



## FENRISIAN WOLF PACK



**MULTI  
PART  
PLASTIC  
KIT**

**SPACE WOLVES  
FENRISIAN WOLF PACK** £15  
Product code: 99120101092  
Sculpted by Trish Carden.  
€19.50, 150dks, 170skr/nkr, 150mb, 75zl

**ON SALE MARCH 3RD**

This multi-part plastic kit contains a pack of five Fenrisian Wolves. Each wolf appears to be bounding towards an unseen foe, ready to attack. Three of the wolf heads have their fangs bared, whilst the jaws of the other two are open, ready to bite.

Not only is a Fenrisian Wolf Pack a Fast Attack choice in a Space Wolves army, but certain characters have the option to take a pair of these beasts as loyal companions – namely Ragnar Blackmane, Canis Wolfborn, any Lone Wolf, Wolf Guard Battle Leader or Wolf Lord.

*Canis Wolfborn rides to battle atop Fangir, accompanied by a pair of loyal Fenrisian Wolves.*



Pictures for illustrative purposes only. Product contents may vary. Products sold unpainted and unassembled. Certain Citadel products may be dangerous if used incorrectly. Prices correct at time of going to press, please contact us for current availability and prices. Prices quoted are for products sold by Games Workshop through its own stores, catalogue or website. Independent retailers are responsible for determining their own prices.



# CITADEL FINECAST™

Citadel Finecast is our range of exceptionally detailed resin miniatures, designed to offer crisp quality and to be quick and easy to assemble. The range grows each month, so visit your Hobby Centre or the website for the latest releases.

## WOLF LORD ON THUNDERWOLF



A stylised storm shield



This Wolf Lord bears the company symbol of Harald Deathwolf.



In a Space Wolves army, a Wolf Lord has the option to be mounted on a Thunderwolf. The Wolf Lord on Thunderwolf caters for this upgrade.

Armed with a storm shield and frost axe, the Wolf Lord also wears a cloak made from the skinned hide of a Fenrisian Ice Troll. The kit features a choice of two left shoulderpads – one plain so that you can paint him to be the leader of any Great Company, and the other bearing the symbol of Harald Deathwolf's Great Company. The ruined torso of a slain Thousand Sons Chaos Space Marine is also included to decorate the model's base.

### CITADEL FINECAST

**WOLF LORD  
ON THUNDERWOLF** £25  
Product code: 99810101021  
Sculpted by Matt Holland.  
£33, 250dkr, 280nkr/nks, 250rmb, 125zl

ON SALE MARCH 3RD



## ARJAC ROCKFIST, THE ANVIL OF FENRIS



Arjac Rockfist bears the mighty Anvil Shield



Arjac Rockfist, the Anvil of Fenris, is released this month in Citadel Finecast. The Wolf Guard veteran is encased in ornate rune-encrusted Terminator armour and is preparing to hurl Foehammer, his giant thunder hammer. The model proudly bears Arjac Rockfist's personal heraldry – specifically the hammer and anvil symbol for which he is named – on his shield and atop his armour. He also wears the blacksmith's apron that is his link with his previous life.

The personal champion of the Great Wolf, Arjac Rockfist is available as an upgrade for a Wolf Guard pack.

### CITADEL FINECAST

**ARJAC ROCKFIST,  
THE ANVIL OF FENRIS** £15  
Product code: 99800101022  
Sculpted by Juan Diaz.  
£21, 150dkr, 190nkr/nks, 150rmb, 75zl

ON SALE MARCH 3RD



“As the mountain is Arjac, a snow-capped peak, his rage overshadows the wounded bear. The Rockfist endures when all seems lost.”

— The Saga of Arjac Rockfist

Pictures for illustrative purposes only. Product contents may vary. Products sold unpainted and unassembled. Certain Citadel products may be dangerous if used incorrectly. Prices correct at time of going to press, please contact us for current availability and prices. Prices quoted are for products sold by Games Workshop through its own stores, catalogue or website. Independent retailers are responsible for determining their own prices.



In addition to new plastic releases, the Space Wolves are bolstered with a range of miniatures now available in Citadel Finecast. All of those shown here are exclusively available to order online from our website.



## GREY HUNTER WITH WOLF STANDARD



**CITADEL FINECAST**

**SPACE WOLVES GREY HUNTER** £15  
WITH WOLF STANDARD  
Product code: 99800101025  
Sculpted by Juan Diaz  
€21, 150dtk, 190skr/nkr, 150mb, 75z

**ON SALE MARCH 3RD**

## CYBERWOLF



**CITADEL FINECAST**

**SPACE WOLVES CYBERWOLF** £10  
Product code: 99800101026  
Sculpted by Darren Latham and Trish Carden  
€13, 100dtk, 125skr/nkr, 100mb, 50z

**ON SALE MARCH 3RD**

A single model from each pack of Grey Hunters may carry a Wolf Standard. This model carries the Wolf Standard in one hand, its design sculpted into the banner's surface for ease of painting, and holds a power axe in the other.

The Cyberwolf is a Fenrisian Wolf that has been extensively modified with cybernetics, including two bionic legs and a metal ribcage. A Cyberwolf is an upgrade for a Fenrisian Wolf Pack, or up to four may accompany an Iron Priest.

## WOLF GUARD WITH WOLF CLAWS



**CITADEL FINECAST**

**WOLF GUARD** £12  
WITH WOLF CLAWS  
Product code: 99800101030  
Sculpted by Juan Diaz  
€15.50, 120dtk, 140skr/nkr, 120mb, 69z

**ON SALE MARCH 3RD**

## ULRIK THE SLAYER



**CITADEL FINECAST**

**ULRIK THE SLAYER** £12  
Product code: 99800101029  
Sculpted by Jes Goodwin  
€15.50, 120dtk, 140skr/nkr, 120mb, 69z

**ON SALE MARCH 3RD**

## NJAL STORMCALLER



**CITADEL FINECAST**

**NJAL STORMCALLER** £12  
Product code: 99800101033  
Sculpted by Jes Goodwin  
€15.50, 120dtk, 140skr/nkr, 120mb, 69z

**ON SALE MARCH 3RD**

This Wolf Guard is armed with a pair of wolf claws, his face distorted by a howling battlery.

Mentor to the heroes of the Space Wolves, Ulrik the Slayer is the oldest and wisest of the Wolf Priests.

This classic Njal Stormcaller miniature allows you to field the mighty psyker in his runic armour.

Pictures for illustrative purposes only. Product contents may vary. Products sold unpainted and unassembled. Certain Citadel products may be dangerous if used incorrectly. Prices correct at time of going to press, please contact us for current availability and prices. Prices quoted are for products sold by Games Workshop through its own stores, catalogue or website. Independent retailers are responsible for determining their own prices.



## IRON PRIEST



Iron Priests are responsible for the upkeep of the Chapter's armoury, war smiths of great import.

### CITADEL FINECAST

**SPACE WOLVES IRON PRIEST** £12  
Product code: 99800101032  
Sculpted by Jes Goodwin.  
€15.50, 120dkr, 140skr/nkr, 120rmb, 69zl

ON SALE MARCH 3RD

## RUNE PRIEST



Potent psykers, Rune Priests are bedecked in pelts and talismans, adding to their air of mystery.

### CITADEL FINECAST

**SPACE WOLVES RUNE PRIEST** £12  
Product code: 99800101037  
Sculpted by Jes Goodwin.  
€15.50, 120dkr, 140skr/nkr, 120rmb, 69zl

ON SALE MARCH 3RD

## LUKAS THE TRICKSTER



A rebellious hero of the Space Wolves, Lukas the Trickster is an upgrade to a Blood Claws pack.

### CITADEL FINECAST

**LUKAS THE TRICKSTER** £12  
Product code: 99800101028  
Sculpted by Juan Diaz.  
€15.50, 120dkr, 140skr/nkr, 120rmb, 69zl

ON SALE MARCH 3RD

## RAGNAR BLACKMANE



### CITADEL FINECAST

**RAGNAR BLACKMANE** £12  
Product code: 99800101027  
Sculpted by Jes Goodwin.  
€15.50, 120dkr, 140skr/nkr, 120rmb, 69zl

ON SALE MARCH 3RD

The youngest of the Wolf Lords, Ragnar Blackmane has long been amongst the most popular of Space Wolves characters both for this classic miniature and his heroic saga.

## BJORN THE FELL-HANDED

### CITADEL FINECAST

**BJORN THE FELL-HANDED** £30  
Product code: 99810101036  
Sculpted by Jes Goodwin.  
€39, 300dkr, 330skr/nkr, 300rmb, 150zl

ON SALE MARCH 3RD



The most venerable and eldest of the Space Wolves, Bjorn once fought amongst the retinue of Leman Russ during the Horus Heresy before his internment into a Dreadnought.

FOR THE FULL SPACE WOLVES RANGE VISIT THE WEBSITE:  
**WWW.GAMES-WORKSHOP.COM**

Pictures for illustrative purposes only. Product contents may vary. Products sold unpainted and unassembled. Certain Citadel products may be dangerous if used incorrectly. Prices correct at time of going to press, please contact us for current availability and prices. Prices quoted are for products sold by Games Workshop through its own stores, catalogue or website. Independent retailers are responsible for determining their own prices.



There is a wide range of Tyranid miniatures exclusively available to order from our website and order points. Shown on this page is just a selection.



## BIOVORE

A living artillery piece that hurls explosive Spore Mines at the foe, the Biovore provides the Tyranids with long-ranged heavy firepower.



### CITADEL FINECAST

**TYRANID BIOVORE** £12  
Product code: 99800106010  
Sculpted by Mark Harrison.  
€15.50, 120dkr, 150skr/nkr, 120mb, 60zl

ON SALE MARCH 3RD

## DEATHLEAPER

Deathleaper is the most infamous and ruthlessly efficient Lictor, an assassin-beast that excels in infiltrating to the very heart of the enemy army and sowing terror and death amongst the foe. This unique Tyranid bioform is now available in Citadel Finecast.



### CITADEL FINECAST

**DEATHLEAPER** £15.50  
Product code: 99810106011  
Sculpted by Mark Harrison.  
€21, 150dkr, 190skr/nkr, 150mb, 75zl

ON SALE MARCH 3RD

## BONESWORDS



The Tyranid Boneswords and Lashwhip & Bonesword packs include three pairs of either weapon combination made in resin. These two packs are perfect for upgrading broods of Tyranid Warriors, which have the option to wield either combination of weapon.

## LASHWHIP & BONESWORDS



**TYRANID BONESWORDS PACK** £12  
Product code: 99800106010  
Sculpted by Mark Harrison.  
€15.50, 120dkr, 150skr/nkr, 120mb, 60zl

ON SALE MARCH 3RD

**TYRANID LASHWHIP & BONESWORDS PACK** £12  
Product code: 99800106004  
Sculpted by Mark Harrison.  
€15.50, 120dkr, 150skr/nkr, 120mb, 60zl

ON SALE MARCH 3RD

FOR THE FULL TYRANID RANGE VISIT OUR WEBSITE:  
**WWW.GAMES-WORKSHOP.COM**

Pictures for illustrative purposes only. Product contents may vary. Products sold unpainted and unassembled. Certain Citadel products may be dangerous if used incorrectly. Prices correct at time of going to press, please contact us for current availability and prices. Prices quoted are for products sold by Games Workshop through its own stores, catalogue or website. Independent retailers are responsible for determining their own prices.



# WARHAMMER®

## CHAOS HELLCANNON

The Chaos Hellcannon is a terrifying bound Daemon utilised by the Warriors of Chaos as artillery. The barrel of the cannon is lined with skulls, and culminates in a daemoniac maw from which fiery blasts are belched forth. The possessed war machine is loaded by three Chaos Dwarf crew, each carrying an assortment of tools with other equipment hanging from their belts.

The Hellcannon is tethered to the ground by four thick chains. Additional skull piles help to decorate the model's large base, which can also comfortably fit the three crew.



### CITADEL FINECAST


**CHAOS HELLCANNON** £36  
 Product code: 99810201007  
 Sculpted by Aly Morrison.  
 €46, 350dkt, 440skr/nks, 350mb, 175zl

**ON SALE MARCH 17TH**

*Sculptor Aly Morrison explains why he's so happy to see his Chaos Hellcannon released in Citadel Finecast:*

**Aly:** I had championed the switch to making miniatures in resin for a long time, so there were few people happier than me when we first introduced Citadel Finecast last year. The lightweight nature of resin removed the handling and painting problems of what were once really heavy metal models. Not only that, but Super Glue bonds resin particularly well, so it makes the more complicated kits that much easier to assemble.

The Chaos Hellcannon is just such a kit that benefits enormously from its release in Citadel Finecast, from the ease of its assembly to the crisp details on the skulls that form its barrel.



**You can advance order the Chaos Hellcannon from Saturday 10th March.**



# HOBBY ESSENTIALS

This month sees the addition of two new glues to the Citadel range. These glues have been designed specifically to suit every modelling need, from affixing small details to your miniatures to assembling large components such as those found in scenery or tank kits.

To help you identify which glue will be most appropriate for each of your modelling needs, we've included a handy reference guide below:



**CITADEL PLASTIC GLUE – THIN £4.10**  
Product code: 99219999017  
€6.25, 45dkr, 50skr/nkr, 40rmb, 20zl

**ON SALE MARCH 17TH**

**CITADEL SUPER GLUE – THIN £4.10**  
Product code: 99219999018  
€6.25, 45dkr, 50skr/nkr, 40rmb, 20zl

**ON SALE NOW**

**CITADEL PLASTIC GLUE – THICK £4.10**  
Product code: 99219999016  
€6.25, 45dkr, 50skr/nkr, 40rmb, 20zl

**ON SALE NOW**

**CITADEL SUPER GLUE – THICK £4.10**  
Product code: 99219999019  
€6.25, 45dkr, 50skr/nkr, 40rmb, 20zl

**ON SALE MARCH 17TH**

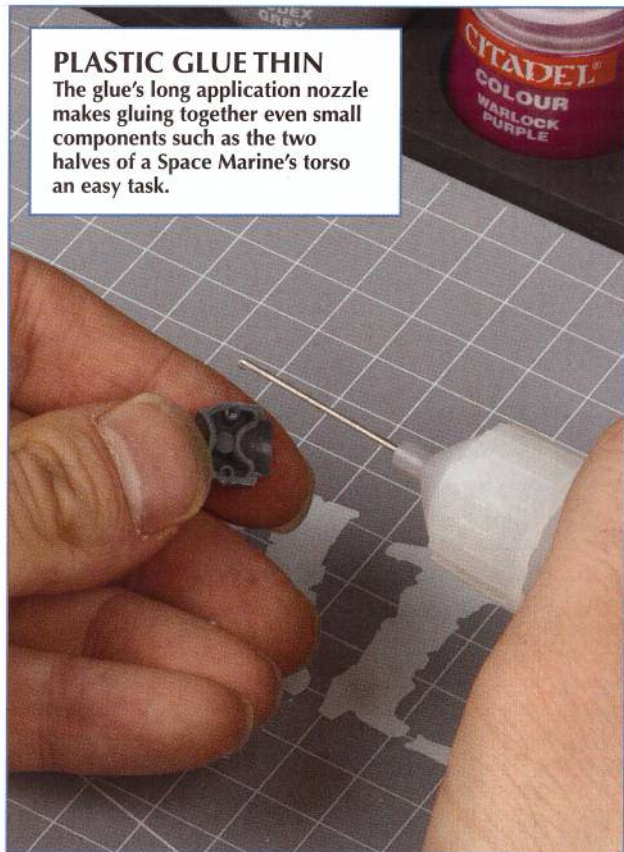
	THIN	THICK
PLASTIC GLUE	<p>Plastic Glue Thin contains an application nozzle, making it incredibly accurate to use. The thin consistency of the glue means it dries incredibly quickly, making it great for assembling smaller components and adding details.</p> <ul style="list-style-type: none"> <li>• <i>Use on: Plastic infantry and cavalry models.</i></li> <li>• <i>Don't use on: Citadel Finecast or metal models.</i></li> </ul>	<p>Plastic Glue Thick uses a much denser compound that dries at a slower rate. This makes gluing larger areas much easier to achieve, as the glue will not dry before you can apply it to all the necessary areas and fit them together.</p> <ul style="list-style-type: none"> <li>• <i>Use on: Plastic tanks, monsters or scenery.</i></li> <li>• <i>Don't use on: Citadel Finecast or metal models.</i></li> </ul>
SUPER GLUE	<p>Super Glue Thin incorporates a brush applicator attached to the underside of the lid, ensuring the ease and accuracy of its use. Be sure to clean up your models with the Clean-up Kit to avoid clogging up the brush's bristles with flash.</p> <ul style="list-style-type: none"> <li>• <i>Use on: Citadel Finecast or metal infantry and cavalry models, or small Forge World kits.</i></li> </ul>	<p>Super Glue Thick is the perfect glue for assembling large models, where its thicker consistency will hold larger components in place and even help to fill any gaps that might be left when the pieces are fitted together.</p> <ul style="list-style-type: none"> <li>• <i>Use on: Any large Citadel Finecast, metal or sizable resin kits from Forge World.</i></li> </ul>

Pictures for illustrative purposes only. Product contents may vary. Products sold unpainted and unassembled. Certain Citadel products may be dangerous if used incorrectly. Prices correct at time of going to press, please contact us for current availability and prices. Prices quoted are for products sold by Games Workshop through its own stores, catalogue or website. Independent retailers are responsible for determining their own prices.



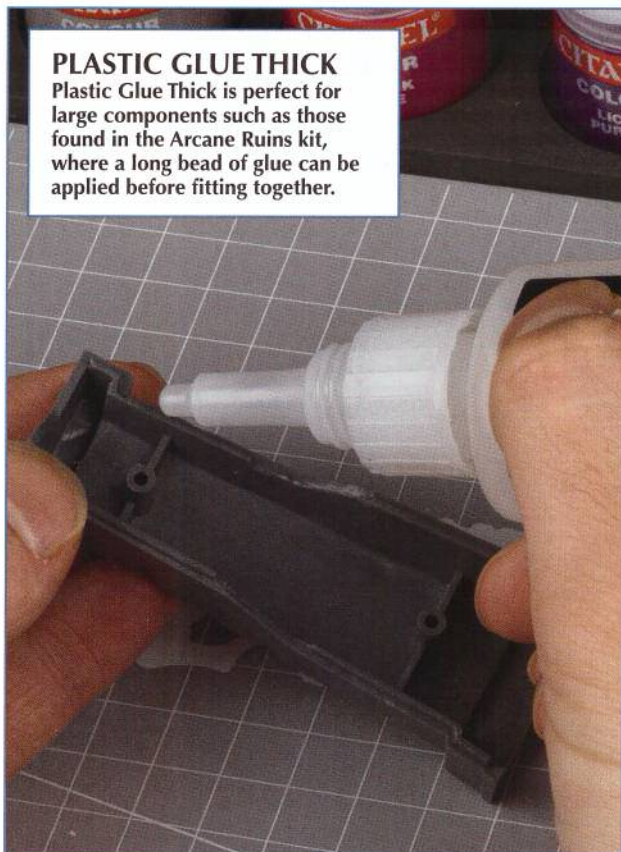
### PLASTIC GLUE THIN

The glue's long application nozzle makes gluing together even small components such as the two halves of a Space Marine's torso an easy task.




### PLASTIC GLUE THICK

Plastic Glue Thick is perfect for large components such as those found in the Arcane Ruins kit, where a long bead of glue can be applied before fitting together.




### SUPER GLUE THIN

Citadel Finecast miniatures such as Dark Eldar Wracks need to be assembled with Super Glue. As the model is small, affix its components with Super Glue Thin.



### SUPER GLUE THICK

On larger Citadel Finecast models such as Archaon's monstrous steed, the denser consistency of Super Glue Thick can help to fill in any gaps between the two halves.



Pictures for illustrative purposes only. Product contents may vary. Products sold unpainted and unassembled. Certain Citadel products may be dangerous if used incorrectly. Prices correct at time of going to press, please contact us for current availability and prices. Prices quoted are for products sold by Games Workshop through its own stores, catalogue or website. Independent retailers are responsible for determining their own prices.



# THE BLACK LIBRARY™

BRINGING THE WORLDS OF WARHAMMER AND WARHAMMER 40,000 TO LIFE

Black Library publishes a range of novels, short story anthologies and audio CDs based in the worlds of Warhammer and Warhammer 40,000. The Black Library website is the place to go to read exclusive extracts, interviews with the authors and sneak-peeks at forthcoming releases. The website is also the only place to get limited editions of novels and an ever-growing range of digital downloads.


## DIRECT EXCLUSIVES

Did you see the Space Wolf carving his way through a Hormagaunt swarm on the cover of this month's White Dwarf? He's one of the main characters from the graphic novel Lone Wolves by Dan Abnett. This mighty tome is only available direct from blacklibrary.com. This lavish A4 book features the brutal Space Wolves in two bloody sagas that see the warriors of Fenris face off against an immense Tyranid swarm and battle a massive Ork invasion. All in a day's work for the Sons of Russ. This graphic novel is on sale now and is just one of dozens of Black Library Direct Exclusive products. For the full range, check out:




[blacklibrary.com/exclusive-products](http://blacklibrary.com/exclusive-products)

OUT THIS MONTH:




This anthology contains Storm of Iron and Iron Warrior, alongside several short stories.

**Iron Warriors £10.99**  
ISBN: 978-1-84970-138-9  
€15, 115dkr, 140skr/nkr, 105rmb, 54.95zl



Mustering for war, the Ultramarines Legion is attacked by the Word Bearers on Calth.

**Know No Fear £7.99**  
ISBN: 978-1-84970-134-1  
€10.50, 85dkr, 100skr/nkr, 65rmb, 39.95zl



On a secret mission, the knight Hector Goetz finds himself beset by treachery and deceit.

**Knight of the Blazing Sun £7.99**  
ISBN: 978-1-84970-140-2  
€10.50, 85dkr, 100skr/nkr, 65rmb, 39.95zl



An ambitious Archon and a twisted Haemonculus unite, and Commoragh will burn.

**Path of the Renegade £7.99**  
ISBN: 978-1-84970-136-5  
€10.50, 85dkr, 100skr/nkr, 65rmb, 39.95zl

Pictures for illustrative purposes only. Product contents may vary. Products sold unpainted and unassembled. Certain Citadel products may be dangerous if used incorrectly. Prices correct at time of going to press, please contact us for current availability and prices. Prices quoted are for products sold by Games Workshop through its own stores, catalogue or website. Independent retailers are responsible for determining their own prices.



# EASTER IN YOUR STORE



Hopefully your Christmas was a bountiful one and you are now the proud owner of a brand new army (or at least the beginnings of a new army), and with the recent half term break, those armies are all assembled, painted and ready for battle. But as the new Spring season dawns, now is the time to let your armies expand and flourish into a fully fledged fighting force.

To give you plenty of help and advice this Easter, our dedicated staff will, as always, be on hand to share some tips and guidance when planning how to expand your armies. They'll be running loads of modelling and

**Now is the time to let your armies expand into a fully fledged fighting force.**

painting activities to help you raise your armies in no time and, to cap it all off, at their regular gaming sessions you will be able to learn new battlefield tactics and strategies to help you take your fledgling force and become a fearsome warlord at the head of an immense horde!

So, to find out exactly what will be going on this Easter, get down to your local Hobby Centre today and ask them about their Easter activities, and check online at [games-workshop.com](http://games-workshop.com).

## GAMES DAY & GOLDEN DEMON 2012



Last year's Games Day was a magnificent show, packed to the rafters with participation games, thousands of Golden Demon entries and, for the first time ever, the UK Armies on Parade display.

This year we're doing it all over again on 23rd September, bigger and better than before, crammed full with even more fantastic displays, yet more games for you to join in with and an even bigger on-site shop so you can get all the latest releases.

White Dwarf subscriber's tickets go on sale on 7th April, and are on general release from 26th May.



This year's Games Day miniature, pictured above, is non-other than the iconic Blood Angels Space Marine Captain from the front cover of 2nd edition Warhammer 40,000.

[www.games-workshop.com](http://www.games-workshop.com)

## THE CHAOS COMMANDMENT & HAND OF CORRUPTION

Two new adventures for Warhammer 40,000 Roleplay bring a host of engaging challenges! Hand of Corruption is a campaign in three acts for Black Crusade. Presented in one comprehensive volume, this epic story takes a small band of Heretics from the swirling depths of the Screaming Vortex to a windswept Imperial penal world.

Meanwhile, the Chaos Commandment is an exciting adventure for Dark Heresy. The final chapter in the Apostasy Gambit trilogy (also playable as a standalone adventure), this epic story pits a small band of Acolytes against an ancient and powerful threat.



[www.fantasyflightgames.com](http://www.fantasyflightgames.com)

WARHAMMER  
40,000  
ROLEPLAY



# DEVOURER OF WORLDS

The Tyranids are an intergalactic swarm, adapted to consume all life-forms their Hive Fleets encounter. In this article we take a look at some of these Hive Fleets, getting painting insights from 'Eavy Metal and talking to hobbyists about their own armies.









# HIVE FLEET BEHEMOTH

745.M41

Though modest in size compared to the invasions that would follow, Hive Fleet Behemoth brought ruin and dismay to hundreds of star systems. There was no subtlety to Behemoth's approach, no sense of strategic genius. It merely ploughed through the galaxy at incredible speed, devouring everything in its path with a rapacious hunger that would pass into legend. Later Hive Fleets would be more cautious, picking off minor worlds and conserving valuable biomass for a concerted assault on more formidable foes.

Behemoth showed no such behaviour. Whilst Behemoth's charge wrought untold woe, its juggernaut onslaught expended more biomass than it could replace.



## HEAVY METAL™

### Pyrovore

**Darren Latham:** I went for more subdued tones with this model. So the carapace is much darker and the red is not as vivid as other Behemoth organisms.



### Zoanthrope

**Tom Winstone:** The focal point for this model has to be its elongated brain, so I painted it in light blue tones. This draws the eye, but remains in keeping with the overall palette and is a bit different from a conventional 'brainy' pink colour.





## HIVE FLEET KRAKEN

990.M41

DEVOURER OF WORLDS

## 'EAVY METAL'

## Gargoyle

**Darren:** The Gargoyle has been rendered to a higher level than the army, with plenty of attention paid to adding veins onto the wing membrane.



## Venomthrope

**Anja Wettergren:** I painted this Venomthrope to look more mature. This is insinuated by the colour scheme, using darker, ruddy tones rather than brighter colours.



By early 990.M41, Hive Fleet Kraken had already sunk its alien tendrils into the galaxy. Where Hive Fleet Behemoth was a single massive wave that advanced and fought as one, Kraken was actually a series of smaller fleets that moved to attack many worlds simultaneously, compounding the Imperium's difficulty in opposing and destroying the Hive Fleet. Almost overnight, entire sectors were silenced. The handfuls of survivors that had fled before Hive Fleet Kraken's advance were thrown hundreds of light years off course by the resulting turbulence in the Warp. Only several months after the onslaught had begun, did their accounts start to reach the wider Imperium; tales of skies turned black by clouds of wind-blown poison spores and of hulking monsters stalking ruined landscapes. Hive Fleet Kraken had finally arrived and the galaxy was surely doomed.





# HIVE FLEET LEVIATHAN

997.M41

At the close of the 41st Millennium, the last and greatest of the Hive Fleets descended upon the galaxy. The Hive Mind had learnt well the lessons of its earlier invasions, and this new fleet, Leviathan, employed these teachings to the detriment of all other life.

Leviathan's main strategy was to assail the galaxy from a new direction. Where the majority of other Hive Fleets to date had pierced the intergalactic void upon the Eastern Fringe, Leviathan had initially skirted the galactic rim, and then struck upwards right through the galactic plane.

As with Kraken and Jormungandr before it, Leviathan did not focus its forces into a single killer blow, but attacked across a broad frontage. Who knows how many worlds fell in Leviathan's initial assault? The Imperium learnt of the new Tyranid attack purely through a combination of fate and the foresight of Inquisitor Kryptman. Even so, Leviathan had advanced far by the time forces could be mustered to oppose it, and the Shadow in the Warp that heralded its coming had orphaned thousands of worlds, severing them from Astropathic communication. As time went on, the tally of lost or destroyed worlds would only grow, leading the Imperium to take ever-increasing risks in order to buy time...





# HEAVY METAL

## The Swarmlord

**Anja:** I painted the Swarmlord to fit with part of our Hive Fleet Leviathan collection, so the colours are pretty much the same. I did add an additional highlight to make him stand out more, however.



## Deathleaper

**Neil Langdown:** The mottling on the carapace hints at Deathleaper's camouflage abilities. I added a grey tone to the purple base colour as if it is in an urban environment.



## Tyrannid Warrior

This warrior is armed with dual boneswords. Note the dark red tone on the blades and how the edge highlighting helps to define the shape.



## Tyrant Guard

**Neil Green:** Tyrant Guard have more armoured plates than most Tyranid creatures, so the red on the claws is important to give contrast.



## Termagant

This variant colour scheme uses cooler tones, while the red on the weapon adds a spot colour. The blue shade on the flesh is repeated on the carapace as the highlight, tying the model together.



## Hormagaunt

As with the Termagant on the left, the shading of the Hormagaunt's flesh is also used as the highlight accent on the carapace. This helps to blend the tones and gives the creature a natural look.



# HIVE FLEET JORMUNGANDR

## PHIL KELLY'S TYRANIDS

**Phil:** Hive Fleet Jormungandr has been around for ten years now. It's my go-to army when I'm between other projects. Shown here is only a fraction of its swarm-like hordiness. Partly due to my play style and partly due to the age of the collection, the vast majority of it is made up of smaller critters. However, there are more than a few of the larger beasts in my collection. The centrepiece (not shown here, as it wouldn't fit!) is without doubt my prized Hierophant, but it's not the only big beast in my collection. I've just painted a Tervigon to join the swarms, along with plenty of Termagants to spawn. However, it's the Mawloc I'm particularly chuffed with since it ate a whole squad of ten Assault Marines in one gulp the last time I played a game.

I enjoy painting the simple black and yellow colour scheme because it scratches two itches at once: the effort to get certain parts of the model just right (the plate markings and the Rorschach ink blot patterns on the carapace) stands in stark contrast to being able to paint up a whole brood of Teramagants in about an hour.



*Phil's distinctive blue-tongued Mawloc is positioned as if erupting from the ground.*





*The Jormungandr Tervigon is surrounded by black and extremely shiny Termagants.*





# HIVE FLEET OUROBOROS

## KEITH ROBERTSON'S TYRANIDS

**Keith:** My goal with my Tyranid collection was to create an army of monsters. I'm not so interested in the smaller organisms, it's fair to say, and although I've painted my fair share of Termagants, I much prefer to fill Hive Fleet Ouroboros with larger bioforms.

On the tabletop, my army stands out but it really is deceptively simple to paint. The white flesh consists of three stages – a Skull White spray followed by a wash of Baal Red and Leviathan Purple, and then a highlight of Bleached Bone and Skull White. The carapaces are first painted Chaos Black and then varnished with Gloss Varnish. The weapons are painted in a light red tone, with eyes and other accents painted green. I like the scheme because it contrasts on several different levels. There's the classic black and white tone but you also have a direct contrast between the gloss against the matt on the skin.

So far, the army has had great success on the tabletop, and I'm hoping the addition of the Tyrannofex will mean even more victories to come.

The flamespurs on Keith's Pyrovores are painted red, which works well with the gloss black.



As a member of the Forge World design team, it's no surprise that Keith's armies feature Forge World models, in this case a Malanthrope.



A new addition to Hive Fleet Ouroboros, the Winged Hive Tyrant fits perfectly well with the theme and style of Keith's collection. Note the blue accents on the head used to pick out the veins, and how the wings have been given a red tone, rather than introducing a whole new colour.



Keith elected to paint a Tyrannofex, rather than a Tervigon, as it would take the crown as the largest of the monsters in his army.



DEVOURER OF WORLDS



The Venomthrope has been given an unhealthy green pallor. On the tabletop, Keith uses this creature to grant his larger and deadlier beasts a 5+ cover save.



The Tyranid Warriors are the Troops in Keith's army. He has six broods in total, making his force surprisingly shooty for a Tyranid army. As well as the shiny black carapaces, Keith has painted claws and talons in the same style.



# SPLINTER FLEET HYDRA

TOM HUTCHINGS' TYRANIDS



**Tom:** My Tyranid army is a wash of red and purple tones, charcoal grey claws with the occasional flash of green or blue depending on the creature. I devised the colour scheme as a cross between Hive Fleets Leviathan and Kraken, imagining what would happen if the tendrils of both should meet up and mingle. The main component to my painting is an all-in-one wash over a Skull White basecoat. The wash is an equal-parts mix of Ogryn Flesh, Leviathan Purple and Gloss Varnish, which not only adds a sheen but breaks down the surface tension to give a better mix.

My force is extremely comprehensive allowing me to field a number of different army types. But, as always, the army is far from finished; the collection just keeps getting bigger. Next on my Paint Station are some Gargoyles, and when they're completed they'll go with the flying Hive Tyrant to create an air contingent, opening up further strategic options. By the same token, I plan to paint up some Raveners to accompany the Trygon and so add a subterranean strike force to the army.



A recent addition is the Winged Hive Tyrant. This is actually Tom's third Hive Tyrant model as it's a particular favourite bio-form of his. He doesn't think there is a more intimidating figure for your opponent to face, whether it has wings or not!





Tom's Brothlord has been repositioned and given a head swap and shoulder plates. It looks ready to pounce even as its Genestealer brood runs forward.



The Tervigon is another favourite of Tom's, he even has another currently being painted on his desk. With so many Termagants already in his collection, Tom's Tervigon(s) will have no trouble spawning broods and flooding enemy objectives.



**WARHAMMER**  
40,000

# TYRANIDS

As well as the new Tyranid miniatures released this month, there are many other great models in the Tyranid range. We've displayed a selection of those available in stores on this page, but to view the full range, including bitz packs, go online.

## CODEx: TYRANIDS

Codex: Tyranids is a 96-page book that is the consummate guide to the Tyranid menace, including full rules and bestiary for every unit in the army. An extensive background for the army is also included, alongside an 'Eavy Metal showcase of fantastically painted Tyranid miniatures and a stunning array of artwork throughout the book.

£20, €26, 200dkr, 250skr/nkr, 200rmb, 100zl

## TYRANID PYROVORE

This squat Tyranid organism can project a blazing gout of flame. The Tyranid Pyrovore box includes one of these deadly creatures in resin.

£21.50, €30, 235dkr, 280skr/nkr, 250rmb, 110zl



## TYRANID ZOANTHROPE

This clampack contains a Citadel Finecast resin Zoanthrope; a slender bio-organism evolved to harbour incredible psychic potential that it unleashes in battle to blast its victims asunder.

£15.50, €20.75, 150dkr, 190skr/nkr, 150rmb, 75zl



## TYRANID TRYGON/MAWLOC

This multi-part plastic kit includes parts to build either of the gigantic burrowing Tyranid creatures known as the Trygon or Mawloc. These enormous bio-constructs can burst from below the ground to scatter, slay and devour anyone within range.

£36, €45.50, 350dkr, 440skr/nkr, 350rmb, 175zł

## TYRANID TERMAGANT BROOD

If you include one of the new Tervigons in your army, you'll need plenty of these Termagants for it to spawn in battle. This box set contains 12 plastic Termagants.

£18, €22.75, 175dkr, 220skr/nkr, 180rmb, 87.50zł



## TYRANID WARRIOR BROOD

Synapse creatures such as Tyranid Warriors are key to keeping your broods under control. This box set contains 3 multi-part plastic Tyranid Warriors.

£25, €35, 270dkr, 330skr/nkr, 270rmb, 120zł



FOR THE FULL TYRANID RANGE VISIT OUR WEBSITE:

**WWW.GAMES-WORKSHOP.COM**

Pictures for illustrative purposes only. Product contents may vary. Products sold unpainted and unassembled. Certain Citadel products may be dangerous if used incorrectly. Prices correct at time of going to press, please contact us for current availability and Games Workshop prices. Prices quoted are for products sold by Games Workshop through its own stores, catalogue or website. Independent retailers are responsible for determining their own prices.



# HERALD OF THE GREAT DEVOURER

## Reported Sightings of the Swarmlord

745.M41

The Swarmlord leads the final assault against Tyran Primus and Thandros as Hive Fleet Behemoth continues its insatiable advance. The Tyranids are finally destroyed at Macragge through the valour, determination and heroic sacrifice of many Ultramarines, but not before the Swarmlord lands Marneus Calgar a near fatal blow in personal combat during the battle for Cold Steel Ridge.

899.M41

Despite a vicious counter-attack from Saim Hann Craftworld, a splinter fleet from Hive Fleet Gorgon consumes the Maiden World of Morshanna after the Swarmlord's psychic screams shred the minds of Farseer Iriass and her entire Seer Council.

997.M41

During the assault on the Chaos citadel of Terrorfane, the Daemon Prince Khalathrac butchers several Tyrant Guard before being unceremoniously decapitated by the Swarmlord.



**Codex: Tyranids** author Robin Cruddace presents the latest sightings and reported whereabouts of the terrifying alien menace known to Mankind as the Swarmlord.

**A**mongst the billions of creatures created by the Hive Mind, there exists one as old as the Tyranid race itself. This creature is the very pinnacle of the Hive Tyrant bioform, the ultimate conduit through which the Hive Mind's will is enforced. This creature is to a Hive Tyrant what a Hive Tyrant is to a Termagant. It is a monster of nightmare that has preyed on empires and overseen the extinction of civilisations. It is a destroyer of worlds and its names are legion. To the Imperium of Man, the latest to face this ancient predator, it is the Swarmlord, and it represents the greatest Tyranid threat to the galaxy.

Since the First Tyranic Wars, the Swarmlord has carved a bloody path of carnage across the galaxy. It appears that the Swarmlord's link with the Hive Mind is so strong as to transcend the physical

limitations separating the different Hive Fleets. If the Swarmlord perishes on the battlefield, the Hive Mind re-absorbs its consciousness through the synaptic web. The Swarmlord is therefore deathless, and can be re-grown to face the enemy again, returning each time stronger than before.

The reincarnation of the Swarmlord appears to be a stress-induced response by the Hive Fleets, one triggered when its prey cannot be defeated through physical and biological adaption alone. Indeed, the Swarmlord was created with the express purpose of out-thinking the enemy and developing new strategies. To this end, the Swarmlord possesses a glimmer of autonomy, more so than any other Tyranid. The Swarmlord combines its own resourcefulness with tactical knowledge accumulated through aeons of bloodshed.

## Duel at Ichar IV

993.M41

Marneus Calgar, having narrowly escaped death at the hands of the Swarmlord during their confrontation on Macragge, was to face the beast again on the blood-soaked fields of Ichar IV. Accompanied by Veterans from the First Tyranic War, Calgar led a daring Drop Pod assault that cut the head of the Tyranid's synaptic control, a battle that ended with the Chapter Master slaying the Swarmlord in single combat. Without the Swarmlord to counter Calgar's brilliant military strategy, the Ultramarines proceeded to surround the remaining xenos swarms piecemeal, cutting them down with disciplined volleys of bolter fire and cleansing them from the surface of Ichar IV. However, the Space Marines' victory comes too late to save the planet itself, for the Tyranids have already reduced it to a smoking charnel house of death and destruction. Perhaps worse for the Imperium, the Hive Mind re-absorbs the Swarmlord's consciousness and, having learned from its defeat, its next reincarnation shall be even more cunning and dangerous than ever before.





## Assault on Octarius

999.M41

Following a devastating series of invasions that sees over two dozen worlds left dead and barren, the Swarmlord turns its attention to the Ork empire in the Octarius Sector. Orrok, the first Ork-held world to face Hive Fleet Leviathan, is overrun in a single night. Every corpse and scrap of biomass on the planet is reconstituted to create yet more Tyranids for the Swarmlord's primary goal – the invasion of the capital world of Octarius. Mycetic Spores by the million hammer out of the sky, unleashing countless Tyranids onto the surface. Within the hour greenskin hordes and Tyranid swarms have clashed across every acre of ground, and fighting quickly devolves into a brutal meat grinder. The Swarmlord seeks to break the deadlock by systematically hunting down and eliminating those Warbosses that hold the Ork forces together. So far three leaders have fallen to the Swarmlord's bonesabres, and two continents have fallen to Hive Fleet Leviathan, but Orks thrive on war, and the remaining greenskins seem to greet each new Tyranid offensive with ever-increasing levels of enthusiasm. The War for Octarius is far from over...





# HORRORS OF THE HIVE FLEETS



With the Tervigon and Tyrannofex kit now unleashed upon the world, we turned to the Studio's leading Adeptus Biologis, Codex: Tyranids author Robin Cruddace, for some guidance on using these beasts on the battlefields of the 41st Millennium.

## RULES EXTRACT

Don't just take Robin's word for how good these new monsters are – at the end of this article, we've included an extract of the rules and background for both the Tervigon and the Tyrannofex taken from Codex: Tyranids.

**Robin:** If I had the dubious honour of fighting for the Imperial Guard in the far future, then the opponent I'd fear more than any other would have to be the Tyranids. Facing swarms of alien critters as they came scuttling or flying towards your battlelines would be terrifying and it's not just the smaller gribblys you'd have to face. Striding through the sea of Gaunts and the swirling carpet of Rippers come the hulking beasts, great organisms covered in muscle and chitinous armour plates, sporting scythe-like limbs or living bio-weapons.

However, Tyranids are specialists; each specimen, no matter how large or small, is bred for a specific purpose in the Hive Mind's insatiable quest to scour the galaxy. Of these creatures, the Carnifex is perhaps the most infamous and adaptable, an aggressive tank-hunter that can rip apart

flesh, bone, metal and plascrete with a sweep of its claws. Then there are creatures even larger, monsters that bridge the gap between Carnifex and the truly massive bio-titans. These creatures have been designated the Tervigon and Tyrannofex respectively and, like, everything else in the Tyranid force have specific battlefield roles. The Tyrannofex is an all-out tank destroyer, a living weapon platform capable of being armed with the most powerful and longest-ranged weapons conceived by the Hive Mind, whilst the Tervigon is a brood progenitor, able to rapidly spawn Termagants directly onto the battlefield.

Both monstrous creatures excel within their roles and over the coming pages I'll be taking a closer look at how you, in the guise of the Hive Mind, can maximise their use on the battlefield.



# TYRANNOFEX WEAPONRY

The Tyrannofex exists purely for destruction and, as such, can be armed with a devastating array of bio-weaponry.

Once a Tyrannofex is deployed in battle then its use is far from subtle – fire at the enemy's high-end assets, whilst keeping it at arm's length from the opposing forces, is a good mantra to follow. The key to maximising your minimum 250-point investment is in how you arm your creature and then prioritise targets to suit the weapon load outs.

The Tyrannofex is highly customisable with a choice of eight different bio-weapons to choose from – one of three primary weapons, a choice of thorax swarms and one of two dorsal weapons.

Let's start with the big guns (or should that be *bug* guns?). Its default weapon, the acid spray, has a name that leaves little to the imagination. The key point is that its Strength 6 template weapon fires in a great torrent up to 12" forward. This gives it a decent range, allowing you to hit lots of heavily armoured infantry or flush out enemy embedded in cover from afar.

The rupture cannon is an unashamed anti-tank or anti-bastion weapon. With a range of 48" and a Strength of 10, no other

Tyrannid gun can fire further and pack a stronger punch. If you're expecting to face lots of heavily armoured foes or a high tank quota then the rupture cannon is a must.

The third main weapon option is the fleshborer hive. With only a range of 12" and Strength 4 you may at first wonder why the fleshborer hive is a viable option until you realise it's Assault 20. The hive is the ultimate anti-infantry weapon that will work just as well against the 15 Imperial Guard as it does against 5 Terminators – the sheer amount of living ammunition in the air means that even heavily armoured models will fail some saves.

The thorax swarm then provides an ideal secondary weapon system, especially if the enemy is getting too close. You have three choices here; all are template weapons, each with different properties. Electroshock grubs are a good high-Strength all-rounder. Desiccator larvae excel at slaying infantry, but are ineffective against tanks and high armour saves, while shreddershard beetles are low Strength but rending, so potentially very destructive.

## Custom Killers

**The Slayer of Hordes**  
Tyrannofex with acid spray, desiccator larvae and cluster spines.  
250 points

*Not only does this Tyrannofex use baseline and free weapon swaps to keep the points to a reasonable 250, it is also a full on horde killer with two template weapons and even a Strength 5 Large Blast option with the cluster spines.*

**Tank Quaker**  
Tyrannofex with rupture cannon, electroshock grubs, stinger salvo and regeneration.  
295 points

*While it's possible to broaden a Tyrannofex's scope by mixing weapon types, this beast is an impenitent vehicle buster. Regeneration with a 2+ armour save will keep the monster alive, and therefore shooting.*

This Tyrannofex of Hive Fleet Leviathan is armed with a deadly fleshborer hive.





# TERVIGON TACTICS

The massive and bloated form of a Tervigon continually spawns Termagants onto the battlefield, swamping the enemy with fast, scuttling Tyranid life-forms.

## Managing Minions

A Tervigon can only spawn Termagants that you have models for, so it's always a good idea to have 15 or so spare for every Tervigon in your army. There is no compulsion to start spawning from the first turn. Instead you could wait until the Tervigon is closer to the enemy. That way you'll have models where you need them and there may well have been Termagant casualties to increase your stockpile.



A Tervigon may lack the awesome fighting abilities of a Hive Tyrant or the firepower of a Tyrannofex, but it offers far greater tactical possibilities as it is a gift that keeps on giving. Being able to generate additional Troop choices mid-game is a massive boon and one unique to the Tyranids.

Before we talk about the Tervigon's many children, let's look at the mother itself. As a Monstrous Creature it is not the best fighter, although 6 Wounds and a Toughness of 6 should keep it in the game for a while – just keep a wary eye on enemy squads toting plasma and melta guns. It even has some firepower with the option of stinger salvos or cluster spines. However, it's the Tervigon's other abilities that make the beast so desirable. It is a synapse creature and a psyker to boot, its powers all geared to bolstering the abilities of the broods. Then, of course, there's the

Tervigon's place in the army list. You can take one as a HQ, or, you may have a Tervigon as a Troops choice for every Termagant brood taken in your army. Just let that sink in for a second: it's a Monstrous Creature that is a Troops choice, which can then create additional Troops

during the game. Placing a Tervigon on an objective will make it all but impossible for the enemy to recapture, especially as it continues to spawn Troops.

Don't hold the Tervigon back, advance onto objectives or simply harass the enemy. While it will not claim a massive tally of enemy casualties directly, its control over Termagants is absolute. The Brood Progenitor rule means that any Termagants within 6" gain Counter-attack rule can use the Tervigon's Leadership of 10. The same rule also allows the brood to share the benefits of any biomorphs the Tervigon has. So giving the beast adrenal glands will award all Termagants with Furious Charge, not forgetting they can also Counter-attack – suddenly you have a growing force that can control a whole flank on its own.

The Termagants' abilities can be further bolstered with the Tervigon's considerable psychic talent. Purchasing one or both of the additional psychic powers is a must. *Catalyst* will give your broods Feel No Pain, making them extremely resilient, perfect for occupying objectives. However, if you are still en route to an objective, then *Onslaught* will allow your Termagants to run and shoot their fleshborers.

A Tervigon advances even as it spawns the latest Termagants to add to its brood.





SAMPLE  
ARMY LIST



**Tom Hutchings:** My Tyranid army is about overwhelming the enemy with lots of targets. My opponent may take out one or two of my beasts, but by the time I close with him there will still be plenty of Tyranids left to wreak havoc. It's for this reason I rarely (with one notable exception) deploy anything in reserve; the more there is on the table, the less chance my opponent will have to concentrate his fire.

Let's start with the synapse creatures. I include plenty – for the principles already stated – and to make sure I remain in control of my units. My Hive Tyrant is fast and extremely 'hitty', able to take on all but dedicated close combat squads. My other HQ is a Tervigon – another synapse creature, and with the *Dominion* psychic power, it will be able to exert its influence over 18". I've also given it *Catalyst* as this

awesome power will make any Termagants close by extra hard. The additional Tervigon nestled in the Troops section is there to take advantage of the Hive Tyrant's Hive Commander rule. This allows a single unit of Troops to Outflank. While the Tervigon will come on the flank as a lone Troops unit, it will grow into multiple broods, making for an ideal flank attack, or for grabbing out-of-the-way objectives.

Also in the Troops section, I've included some Tyranid Warriors for more synapse and supporting weapon fire. The Termagants and Hormagaunts add a bit of mass to the force (and allow me to get my extra Tervigon in), whilst the Genestealers give the army combat effectiveness. Finally, the Trygon Prime is deployed right at the start, to both intimidate my foe and give me yet another synapse boost.

HQ

**Hive Tyrant**  
Hive Tyrant with hive commander, wings, *Leech Essence* and *Paroxysm*.  
255 points

**Tervigon**  
Tervigon with *Catalyst*.  
175 points

Elites

**Venomthrope**  
55 points

**Hive Guard Brood**  
2 Hive Guard  
100 points

**Zoanthrope Brood**  
2 Zoanthropes  
120 points

Troops

**Tyranid Warriors**  
3 Tyranid Warriors with deathspitters and toxin sacs.  
120 points

**Termagant Brood**  
22 Termagants  
110 points

**Tervigon**  
Tervigon with *Catalyst*.  
175 points

**Hormagaunt Brood**  
28 Hormagaunts with toxin sacs.  
224 points

**Genestealer Brood**  
9 Genestealers including Broodlord with scything talons.  
174 points

Heavy Support

**Trygon**  
Upgraded to Trygon Prime.  
240 points

**Total** 1748 points





# TERVIGON

The Tervigon is a massive creature, with a towering spined carapace that shields a swollen abdomen. The Tervigon relies on all three pairs of limbs for support. However, should the need arise, the giant beast can shift a greater proportion of its weight onto its rear legs, allowing it to scythe its claws back and forth in crushing arcs. Nor should the Tervigon be underestimated at range – its carapace conceals banks of cluster spines that can be fired at a considerable distance.

Yet no matter how fearsome its weaponry, the Tervigon's true threat lies within. Each Tervigon is a living incubator beneath whose lumpy carapace dozens upon dozens of Termagants slumber in a state of near-life. The Tervigon can spawn its dormant broods at will, jolting their razor minds into wakefulness. So it is that a foe engaging a Tervigon will find itself assailed by waves of skittering Termagants. The only way for a cool-headed enemy commander to end the horror is to have his troops concentrate all their firepower on the Tervigon – if the ponderous beast is slain, the resulting symbiotic backlash inevitably kills its young.

When a Hive Fleet travels through space, Tervigons do not slumber in a dormant state like other Tyranid creatures. Instead, they roam the ship's cavernous innards. Should a Tervigon detect intruders, it can spawn an army of frenzied Termagants to repulse the foe whilst using its potent synaptic link to awaken additional warriors.

	WS	BS	S	T	W	I	A	Ld	Sv
Tervigon	3	3	5	6	6	1	3	10	3+

**Unit Type:** Monstrous Creature.

**Weapons and Biomorphs:** Bonded Exoskeleton, Stinger Salvo, Claws and Teeth.

**Special Rules:** Synapse Creature, Psyker, Shadow in the Warp.

**Spawn Termagants:** A Tervigon can spawn Termagants in the Tyranid Movement phase before it has moved – even if it is locked in assault. If it does so, roll 3D6. Place a new unit of Termagants such that no model is more than 6" from the Tervigon – the size of the unit is equal to the total rolled. Models in this new unit cannot be placed in impassable terrain, or within 1" of enemy models. If you cannot place some of the models due to enemy proximity, impassable terrain or simply because you have run out of models, the excess is destroyed. The spawned unit may then move, shoot and assault normally. A unit spawned by a Tervigon is identical in every way to a Termagant unit chosen from the Troops section of the force organisation chart, and is treated as such for all scenario special rules. Models in a spawned unit have no biomorphs and always carry fleshborers.

If any double is rolled when determining the size of a spawned unit, the Tervigon has temporarily exhausted its supply of larvae – the unit is created as normal, but the Tervigon may not attempt to spawn further units for the rest of the game.

**Brood Progenitor:** All units of Termagants, spawned or otherwise, within 6" of a Tervigon can use the Tervigon's Leadership for any tests they are required to make. They also gain the benefits of the Tervigon's toxin sacs and adrenal glands (if it has any). In addition, all Termagant units within 6" of the Tervigon have the Counter-attack special rule.

Should a Tervigon be slain, every Termagant brood, spawned or otherwise, within 6" immediately suffers 3D6 Strength 3, AP - hits.

**Psychic Powers:** Dominion.

**Dominion:** *The Tervigon uses its prodigious psychic strength to channel and amplify the will of the Hive Mind.*

This psychic power is used at the beginning of your turn, before any Instinctive Behaviour tests are rolled. If successful, the Tervigon's synapse range is increased to 18" until the beginning of the next friendly turn.





# TYRANNOFEX

There can be little doubt that the massive Tyrannofex exists purely for destruction – it is a monster created for the most gruelling of battlegrounds. Clad in a dozen layers of ablative chitinous armour and supported by three pairs of massive legs, it is as unyielding as any war engine constructed of steel or born of more conventional technology.

The Tyrannofex has the armour and fortitude of a living battle fortress and its weaponry eclipses that of its foes' most powerful battle tanks in both quantity and devastating potential. Cluster spine launchers nestling between thick chitinous plates provide the Tyrannofex with a formidable anti-infantry weapon. Worse, its body houses several breeding chambers. Here, the Tyrannofex nurtures all manner of ferocious organisms that it can unleash onto any enemy foolish enough to come too close. The Tyrannofex's main weapon, however, is a massive cannon fused with its torso, the largest and most destructive of any Tyranid weapons to be carried by anything smaller than a bio-titan. The precise nature of this weapon is different from creature to creature. Each represents a particular pinnacle of Tyranid bio-weaponry and is as efficient as it is unearthly in its design.

Given its massive bulk, the Tyrannofex is a ponderous beast and is prone to being overwhelmed if engaged in a protracted melee, should the enemy wish to brave its formidable short-range weaponry. However, such an obvious weakness has not gone unnoticed by the Hive Mind. Should the Tyrannofex find itself under threat, it emits a stress pheromone. This attracts other Tyranid bioforms, ensuring that the Tyrannofex will not have to combat a foe in close quarters without the aid of creatures more suited to doing so. Once the upstart attackers have been stomped flat by the Tyrannofex, diced by a flurry of Hormagaunt claws or shredded by Termagants' fleshborer fire, the Tyrannofex can return to its primary goal – blasting the enemy asunder with its fearsome bio-weaponry.



**Acid Spray:** This weapon stores huge reservoirs of caustic digestive fluids used to break down organic matter at a horrifying rate. This acrid concoction is sprayed over the Tyranids' victims, melting through body-armour with shocking ease and reducing its victims to shapeless gobbets of liquefied flesh.

Range	Strength	AP	Type
Template*	6	4	Assault 1

*\*To fire the acid spray place the template so that the narrow end is within 12" of the weapon and the large end is no closer to the weapon than the narrow end. The acid spray is then treated like any other template weapon.*

**Fleshborer Hive:** The fleshborer hive is a seething colony for the very same borer beetles found in a Termagant's fleshborer. The fanged creatures stored in the bloated sacs of the hive lay thousands of eggs that hatch and mature at an astonishing rate within the cavernous chambers of the brood nest. Indeed, the fleshborer hive must eject the beetles at regular intervals to prevent the Tyrannofex from bursting apart from the creatures birthed within it.

Range	Strength	AP	Type
12"	4	5	Assault 20

**Special Rules:** Instinctive Behaviour – Lurk, Fearless.

	WS	BS	S	T	W	I	A	Ld	Sv
Tyrannofex	3	3	6	6	6	1	3	8	2+

**Unit Type:** Monstrous Creature.

**Weapons and Biomorphs:** Armoured Shell, Stinger Salvo, Thorax Swarm (with electroshock grubs), Claws and Teeth.

**Rupture Cannon:** Each time the rupture cannon fires, two different cannonball-sized projectiles are launched in quick succession. The first is a bloated tick that bursts upon impact, showering the target in a thick oily substance. The second is a seedpod with a virtually impenetrable shell. As the seed smashes into the target, it is coated in the viscous remains of the tick. The seemingly inert fluids dissolve the toughened shell in a fraction of a second resulting in a massive implosion powerful enough to wrench armoured vehicles inside out.

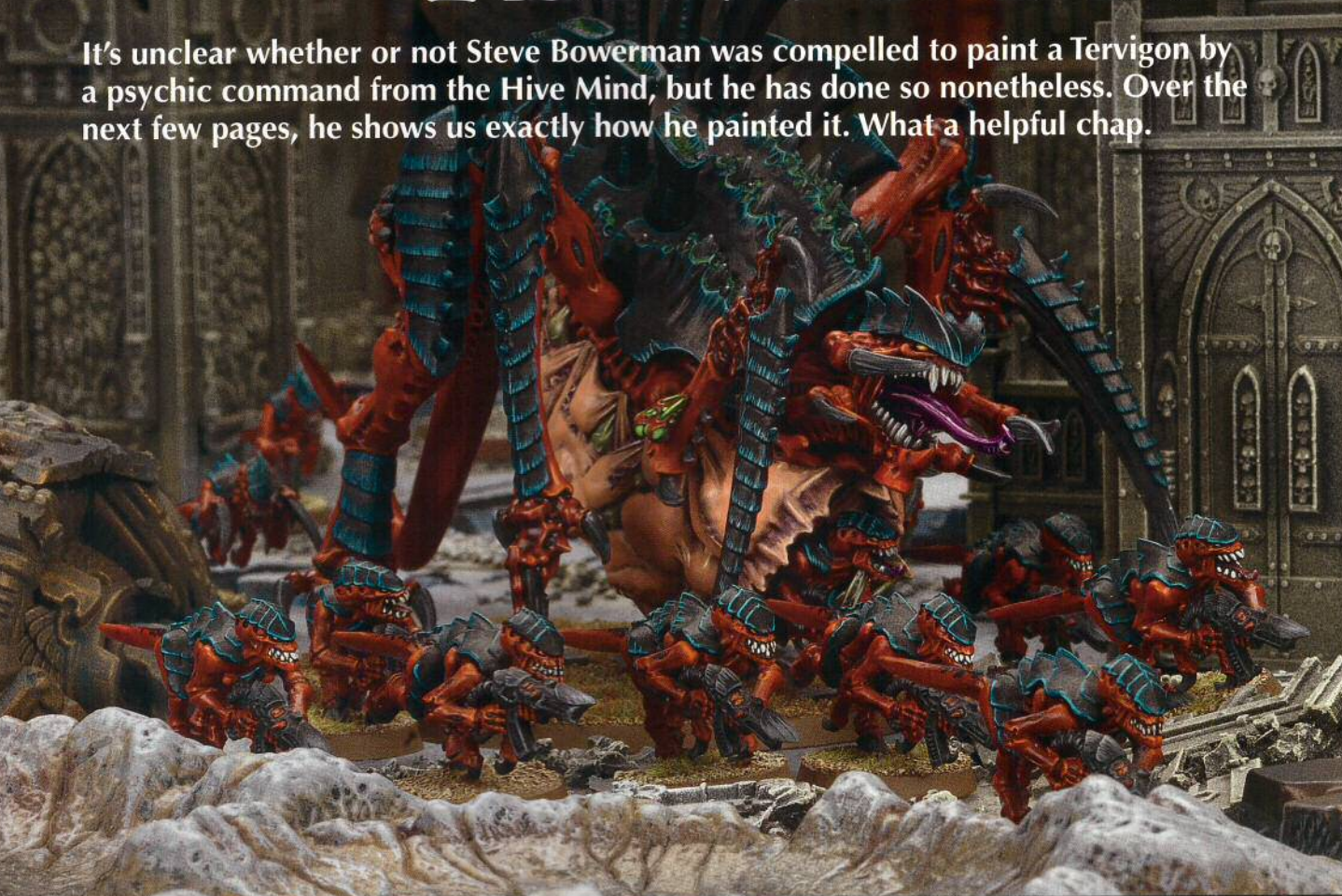
Range	Strength	AP	Type
48"	10	4	Assault 2



# PAINTING WORKSHOP

# TERVIGON

It's unclear whether or not Steve Bowerman was compelled to paint a Tervigon by a psychic command from the Hive Mind, but he has done so nonetheless. Over the next few pages, he shows us exactly how he painted it. What a helpful chap.



## Hive Fleet Behemoth

The techniques Steve shows in this Painting Workshop to paint the Tervigon can be readily applied to every other Tyranid model from Hive Fleet Behemoth, as the entire army shares the same colour scheme.

**Steve:** Despite having been painting miniatures for many years now, I haven't actually painted more than a handful of Tyranids before. But when I first set my eyes on the new Tervigon, I felt compelled to change that with immediate effect! The model looks really impressive visually, yet grotesque and menacing at the same time. I particularly love the Termagant that's bursting from the Tervigon's belly.

For me, whenever I think of Tyranids, I'm always drawn to the Battle for Macragge – the Ultramarines' desperate defence of their Chapter Planet against the encroaching Hive Fleet Behemoth. I therefore painted my Tervigon accordingly.

Despite my enthusiasm to get painting, however, I knew that the Tervigon would be a real challenge to paint so I took some time to properly plan the project before starting. As such a gigantic beast is invariably a focal point of the army, it's worth making sure that it looks suitably striking. Painting large areas in such a

vibrant red can be difficult, as it's easy to over-highlight to the extent that it looks garish. Equally, by not applying enough lighter shades to the flesh, it can end up looking dull – unbecoming for a race so renowned for its vigour and vitality.

Having studied the model on the box cover carefully, I decided that the best way to paint the Tervigon would be as a series of sub-assemblies – the six legs and the main body itself – before gluing the finished parts together to complete the model. This way, it will be much easier to get a paintbrush into the areas that would otherwise be partially blocked by the Tervigon's legs.

On the topic of the model's legs, once I had finished gluing the seven sub-assemblies together, I decided to paint one leg as a template for the rest of the Tervigon. In this way, I was able to try out my colour scheme before painting the entire model. After finishing the leg, I then set about replicating the various techniques I had just used on the rest of the model.



## PAINTS AND TOOLS

### Weapons of Choice

Remember that there is an exhaustive selection of Citadel tools and hobby supplies to help you assemble and base your miniatures, from Plastic Cutters and Hobby Knives to a range of glues and the Warhammer 40,000 Basing Kit.



## PAINTING THE RED FLESH

I find that it's best to paint the flesh and exoskeleton of a Tyranid model first. The carapace and other details are, for the most part, layered on top of these areas, affording you far greater access with a paint brush, so it's good to get this stage out of the way before you move on.

After building the seven sub-assemblies, use Chaos Black Spray to undercoat them in readiness for painting. To speed up the initial process and lay on a smooth coat, I suggest using the Citadel Spray Gun to apply the first two stages, as you'll be painting over the other areas later.




Using the Citadel Spray Gun to get an even coat, apply a basecoat of Mechrite Red.



After Stage 1 has dried, spray another layer using a 1:1 mix of Mechrite Red and Blood Red.



Coat the flesh and exoskeleton with a generous wash of Baal Red.



When the wash is dry, apply a layer using a 1:1 mix of Mechrite Red and Blood Red.



Now apply another layer, this time with pure Blood Red, before highlighting Blazing Orange.



Wash the area with Baal Red, but be careful to avoid it pooling on the flat surfaces.



Apply a fine highlight to the same areas with Vomit Brown.



Wash the recesses of both the flesh and exoskeleton with Devlan Mud.



## THE INCUBATION SACS



By painting the main body separately to the legs, the Tervigon's incubation sacs can be reached with a paintbrush far more easily. The fleshy skin tone works nicely as a contrast to the rest of the model, so I deliberately chose a pale colour scheme.

However, if you wish to paint your Tervigon as one belonging to a different Hive Fleet, particularly those of Kraken or Leviathan, you may need to use a darker skin tone, as it will better complement the lighter flesh tones of those particular Hive Fleets.



### Other Hive Fleets

You can apply the techniques for painting flesh, chitin and claws to other Hive Fleets – just swap the colours listed here for the colours you wish to use, but use the same technique.



First of all, apply a basecoat of Tallarn Flesh.



Wash the recesses with Ogryn Flesh, then apply a 1:3 mix of Ogryn Flesh and water all over.



Layer the incubation sacs with Dwarf Flesh when the wash is dry.



Concentrating on the recesses and the veiny details, apply a wash of Leviathan Purple.




Edge highlight the raised details with Elf Flesh.



Carefully wash the larvae sacs with Thraka Green, then apply a highlight with Elf Flesh when dry.



## PAINTING THE CARAPACE



Every breed of Tyranid sports a chitinous carapace that protects its spine, tail and head. In the case of most Hive Fleets, the carapace itself is painted black, then feathered a particular colour depending on which army it belongs to. This is certainly the case for Hive Fleet Behemoth, so the

first thing to do is apply a basecoat of Chaos Black. Make sure you pick out the underside of the carapace where it overhangs. To feather, apply a line of paint on the edge of the carapace, rinse out your brush, then use it to stroke the paint inwards to create a streaked blend.



Feather the carapace and spore chimneys with a 1:1 mix of Chaos Black and Hawk Turquoise.



Repeat Stage 1, but this time with pure Hawk Turquoise.



Apply a third feathering stage with a 1:1 mix of Hawk Turquoise and Fortress Grey.



Finish the carapace with a light feathering stage of Fortress Grey.

## PAINTING THE CLUSTER SPINES


To paint the cluster spines atop the Tervigon's carapace, pick out the spines themselves with Chaos Black. Now feather them with Codex Grey before washing with Badab Black. Feather with Fortress Grey for a final highlight. Use a 1:1 mix of Goblin Green and water to fill the recesses around the spines. The watery mix will pool in the depressions and produce a nice effect as it gradually dries. If you want a stronger colour, you can easily re-apply this mix when it has dried until you're happy with the green effect.






## SCYTHING TALONS AND TOXIN SACS

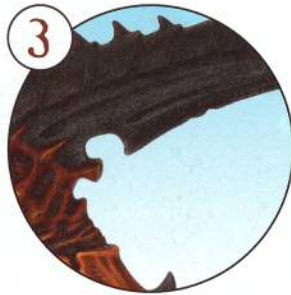
These two methods can be applied throughout your army, especially on rending claws (such as Genestealers) and hooves. In the latter case, use the same colours as for the scything talons but adopt the feathering technique as described earlier.




Paint a basecoat of Adeptus Battlegrey to start with.



Use Codex Grey to apply streaks onto the scything talons and exaggerate their sharpness.




Apply a wash of Badab Black to shade the talons.



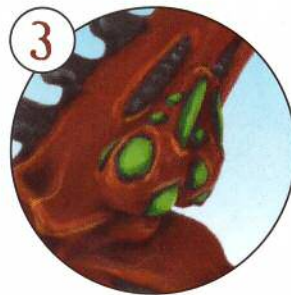
Edge highlight with Fortress Grey to finish.



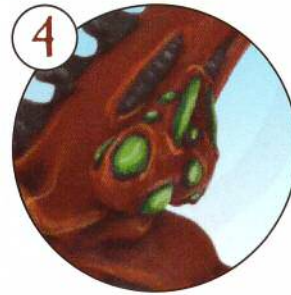
Carefully paint the toxin sacs with Dark Angels Green.



Layer with Snot Green to add depth to the toxin effect.




Layer the central areas with Scorpion Green.



Add a final highlight with a 1:1 mix of Scorpion Green and Skull White.

## PAINTING THE FACE

To finish off the model's face, paint the teeth and slaver tongue as described on the right. After completing these stages, paint the eyes with Tausept Ochre before washing them with Gryphon Sepia. When dry, layer the eyes with Golden Yellow, then add a highlight of Sunburst Yellow.



Apply a basecoat to the tongue with Liche Purple and the teeth with Khemri Brown.



Layer the tongue with Leviathan Purple and wash the teeth with Devlan Mud.



Highlight the tongue a mix of Warlock Purple and Liche Purple, and the teeth Bleached Bone



Edge highlight the tongue with Bleached Bone and the teeth with Skull White to finish.



## FINAL ASSEMBLY



Now that you've finished painting the body and six legs, it's time to fully assemble the Tervigon and glue it to its base. Remember to use Super Glue Thick to affix these painted sub-assemblies together, as Plastic Glue works best on components before you apply any paint.

I glued some rocks from the Warhammer 40,000 Basing Kit to help provide some texture and break up the model's large base, though you should feel free to base your model in any way you choose. Having painted the base, I decided to apply a few shiny areas to the model using some Gloss Varnish to reinforce the sliminess of the Tervigon. I coated the model's tongue and eyes with Gloss Varnish, but then made a 3:1 mix of Devlan Mud and Gloss Varnish to create a special wash. I applied this mixture to some of the recesses and joints to create a more sinister, alien look.

Well, now that I've shown you how to paint your Tervigon, it's time you painted the rest of your Tyranid army. Simply use the same techniques on all your other models!



Paint the adrenal gland in the same way as for the Tervigon's incubation sacs.



To finish off the spiky tip of the Tervigon's tongue, paint it the same way as for the scything talons.



Apply the green mix used for the cluster spines on the spore chimney interiors.




Paint the Termagant at the same time as each stage on the Tervigon, using identical techniques.



**WARHAMMER**  
40,000

# UNLEASH THE WOLVES!





# IN-STORE THIS MONTH

From the depths of space between galaxies, the Tyranids come; a horrific race of alien creatures whose only goal is to consume all that lies before them. Only the mighty Space Wolves, the Sons of Russ, stand in their path.

## Fresh from the Spawning Pools

Constantly evolving, the Tyranids manifest new horrors each day, the largest and most ferocious of these being the gargantuan Tervigon, Tyrannofex and Hive Tyrant, and the creature known only as the Swarmlord. Speak to the staff at your local store about how you can add these new organisms to your existing Tyranid hive fleets.

## The Great Devourer

The swarms of organisms in a hive fleet easily number into the billions and each shares a single need to feed. Mastery over the Hive Mind is to wield terrifying power on the battlefield. Fortunately your local Hobby Centre is the place to go for advice about building a hive fleet and how to deploy them in the name of the Great Devourer!

## For Russ and the All Father

The Space Wolves are almost as feral as the Tyranids themselves, albeit tempered by a fierce loyalty to the God Emperor. Riding on enormous Thunderwolves and accompanied to battle by Fenrisian Wolf Packs, they bring swift and bloody retribution to the enemies of Mankind. Find out in store how you can add these fearsome new units to your Space Wolves army.

## Begin your Saga Today

The Space Wolves are an ancient and proud Chapter. Their history is filled with the legends and sagas of great heroes and mighty warriors, the greatest of whom are alive today. Talk to your local staff and find out how you can start a new army of Space Wolves.



**GAMES WORKSHOP**  
games-workshop.com

FOLLOW YOUR LOCAL STORE ON FACEBOOK AND TWITTER

**[www.games-workshop.com](http://www.games-workshop.com)**





## A COMPANY OF WOLVES

The Space Wolves Chapter is made of twelve Great Companies. In this article we feature two of the best known – those of Logan Grimnar and Ragnar Blackmane – as well as present new background from Phil Kelly about a lesser-known Wolf Lord.

### THE GRAND ANNULUS

The Grand Annulus of the Space Wolves can be found at the centre of the Hall of the Great Wolf at the top of the Fang. It is a representation of the organisation of the Space Wolves Chapter. Each outer segment is a separately carved stone slab inscribed with the sigil and runes of the Wolf Lord it represents. During feasts in the hall, it is customary

for the Wolf Lords and their Wolf Guard to be seated within the area of the hall thus indicated by their 'name-stone'. The central device, bearing the sign of the Wolf That Stalks Between Stars, indicates the position of Great Wolf. This stone is rotated to show which of the Wolf Lords currently holds that honoured rank.



*The Great Wolf's Great Company*



*Bran Redmaw's Great Company*



*Erik Krakendoom's Great Company*



*Erik Morkai's Great Company*



*Gunnar Red Moon's Great Company*



*Logan Grimnar's Great Company (prior to becoming Great Wolf)*



*Harald Deathwolf's Great Company*



*Bjorn Stormwolf's Great Company*



*Egil Iron Wolf's Great Company*



*Krom Dragongaze's Great Company*



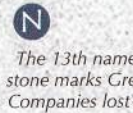
*Ragnar Blackmane's Great Company*



*Sven Bloodhowl's Great Company*



*Kjarl Grimblood's Great Company*



*The 13th name-stone marks Great Companies lost to Leman Russ and the Emperor.*





# THE COMPANY OF THE GREAT WOLF

A COMPANY OF WOLVES



The Great Company of Logan Grimnar is fanatically loyal to their charismatic and cunning leader. Each warrior is extremely proud of his link to the supreme lord of the Chapter, and constantly vies with his peers for the Old Wolf's favour. Logan Grimnar firmly believes that a battle can be carried by a few heroes in the right place at the right time, and hence competition for a place in his Wolf Guard is extremely tough. After all, what Son of Russ would not give his life for the glory of fighting alongside the Great Wolf?



## 'EAVY METAL™

### LOGAN GRIMNAR

**Joe Tomaszewski:** As Logan is the oldest and hardest of all the Space Wolves, I wanted to get across his age and experience in the painting. I've paid special attention to his face, highlighting the lines and hair to give him an aged but venerable look.



### WOLF GUARD TERMINATOR

**Tom Winstone:** As a member of Logan's Great Company, this model would have seen lots of action so I painted on plenty of scuffs and battle damage.






# RAGNAR BLACKMANE'S COMPANY



The Great Company of Ragnar Blackmane is second only to Logan Grimnar's, boasting almost two hundred battle-hardened Space Wolf warriors and led by perhaps the most talented Wolf Lord of all. Though Blackmane is slight in comparison to the enormity that is Bjorn Stormwolf and though he has yet to earn the wisdom of Grimnar, his sheer ferocity is legend. It is usually Ragnar who wins the yearly duelling contests that are fought between the Wolf Lords atop the highest point of the Fang. Ragnar Blackmane's Great Company frequently has the honour of leading the Space Wolves' planetary invasions, and rightly so, for it is a role at which Ragnar and his warriors excel – his packs are the undisputed masters of the Drop Pod assaults known as the Claws of Russ.



## 'EAVY METAL™



### BLOOD CLAW

**Neil Green:** Blood Claws are young and rash, so this was a very vibrant colour scheme to reflect that characteristic.



### GREY HUNTER

**Darren Latham:** The face of this miniature conveys so much character so I focused on painting a weathered look.



### LONG FANG

**Neil:** In contrast to the Blood Claw, the Long Fang is more mature, hinted at by the hair and the white-tipped wolf tails.



### WOLF GUARD TERMINATOR

**Neil:** The Terminator was painted with gold as well as yellow for the spot colour. On the shoulder pad, I separated the metallic tone from the matt colour by using red.





Led by Ragnar, Space Wolves counter-attack Orks amidst the petrified trees.



# SAGA OF HARALD DEATHWOLF

Inspired by the new Wolf Lord on Thunderwolf, Phil Kelly has uncovered fragments of the heroic saga of one of the lesser-known leaders of the Space Wolves, Harald Deathwolf, and explains how he uses him in games.



Harald Deathwolf has taken the symbol of the Ravening Jaw. The Ravening Jaw symbolises the Woldtime, the end of all things, when Morkai will eat the sun and eternal night will shroud the stars.

Harald himself rides to battle upon the great grey wolf, Icetooth. It is said that Harald's senses are so sharp he can smell the fear of his prey from several leagues distance. His Great Company goes to war accompanied by a host of lupine beasts, be they flesh and blood, cybernetic construct or even the spirits of loyal companions.

## THE ICETOOTH

Upon the Red Moon of Gallimius did the Deathwolf hunt  
At Mount Icetooth he duelled his once-brother  
Svane Vulfbad  
He who had turned from the Allfather's grace  
The clangour of their duel rivalled the rage of the storm  
Long they fought, but when lightning struck them  
Only the Deathwolf remained on high  
He took up the splinters of the traitor's frost axe  
And forged them into the jaw of his wolf.

In 913.M41, Logan Grimnar tasked Harald Deathwolf with the execution of the noted traitor Svane Vulfbad, a rogue Wolf Lord who had become so disillusioned with the grinding workings of the Imperium that he had turned to Chaos. Deathwolf and his company uncovered Vulfbad in the star system of Clieves, eventually tracking his elusive quarry to the storm-wracked moon of Gallimius. Deathwolf rode his Thunderwolf through the planet's ferrite

dust storms at the head of a small strike force of Wolf Scouts. The visibility was so bad that Deathwolf had to track his quarry purely by scent, but he later claimed the stink of rank sweat and treachery was so strong it was child's play to follow.

After weeks of stalking, the hunting party cornered Vulfbad atop a dust-crowned mountain just as he was about to complete a summoning ritual that would have seen Vulfbad's armies thronged with Daemons. The renegade fought like a madman even after his allies had been slain, badly wounding Harald's Thunderwolf in the process, but he was ultimately outmatched. As Harald brought his axe round to deliver the deathblow, a bolt of lightning struck them both. When the dust settled all that remained of Vulfbad was his frost axe, a shard of which now juts from the cybernetic jaw of Harald's Thunderwolf. The beast has been named Icetooth ever since.







### BANE OF GREENSKIN FOES

In the tundra of Iccensus  
Deathwolf did spy foul Orks  
The green-skinned wyrd  
Cast a hex upon Harald,  
But before the Ork could  
Summon its fell powers  
Deathwolf lopped off its head,  
And set about the rest  
For two days he fought,  
Only halting his blade when  
there was no Ork left to smite.

### THE SLAYING OF THE ICE TROLLS

Down from Asaheim they came  
The Ice Trolls, gorging on the hot flesh of man  
Deathwolf felt the plight of his kin  
He smote the beasts in a single night

In 892.M41 Harald Deathwolf – in his mortal life a fierce champion of the Tide Hounds tribe – heard tell of a migration of Ice Trolls that had reached his old stomping grounds and begun to devour the humans they found there. The Tide Hounds had fought a valiant action to preserve their homes and hunting grounds but the migration was too large, the Ice Trolls too vicious. On the verge of berserk rage, Deathwolf made an unsanctioned return to his mortal roots during the middle of the night and led his savage tribe-kin to victory against the Ice Trolls that were assailing them. Harald himself took a great toll on the Ice Troll migration and still wears the skin of the largest of their number as a trophy to this day.

### THE WOLVES OF HELWINTER

When the Kraken's Egg hatched  
The beasts of the Sea of Stars spilled out  
Harald's Wolves smelt their evil in the air  
In the Halls of Russ battle was joined.

In early M999.M41, the 50-foot long, leather-skinned 'Kraken's Egg' that sat stinking in the Trophy Hall of the Fang split open to disgorge a slithering swarm of tentacled weapon-beasts. It was Harald Deathwolf's Fenrisian Wolves that smelt their acrid stench first, and their howling was such that the Wolf Lord himself went to investigate. Together with Canis Wolfborn and a warband of Battle-Brothers he had gathered on his way to the Trophy Hall, Harald took his wolves into the slime-slicked galleries and messily butchered the foul things one after another. It was a hard-fought victory, however, and none of the combatants escaped without the circular scars of the kraken-spawns' tentacles somewhere upon their body.



The Great Company Banner of Harald Deathwolf.





#### PAINTING GUIDES

For a guide on painting both Space Wolves and Thunderwolves, turn to page 62. And next month you can see Harald Deathwolf continuing his saga as we pitch him against the Swarmlord in a battle report.

#### THE EATER OF SOULS

Through the acid swamps of Comania the Deathwolf stalked  
His quarry the Eater of Souls  
He caught the beast up by its snapping claw  
And cast it into the fires of his star-ship  
The Daemonsmith, whose hammer had fashioned the beast,  
Sent his metal monsters to seek revenge  
To no avail. The Great Company's teeth sunk deep  
And tore out the planet's rotting metal heart

A century after his elevation to the position of Wolf Lord, Harald Deathwolf and Canis Wolfborn set off from Fenris to the toxic quagmires of Comania. Comania was a planet in the neighbouring system that had ceased responding to all Imperial vox signals. Close-range auguries from Harald's Rune Priests revealed the world to have been overtaken by a Chaos-tainted machine plague that had infected every complex system and manufactory. A Drop Pod strike would have been quickly lost in the deathworld's acid swamps, so Harald made his way planetside in the Thunderhawk gunship *Jaegarthundt*. Wading through the

vitriolic waters of the swamps, the Wolf Lord was ambushed by a gigantic many-legged Daemon Engine that burst out of the swamp, guns spitting fire.

Harald dodged and rolled, avoiding its snapping claws even as he voxed for support from his Thunderhawk. The beast was not easily fooled, and crippled the incoming gunship's turbolaser with a putrid blast of vomit from its great maw. But the Space Wolves are resourceful warriors, and the Thunderhawk's pilot caught the beast in *Jaegarthundt's* afterburners just as Harald and Canis dived under the brackish waters to attack it from below. The destruction of the brass beast triggered a full-scale war between the Daemons that infested the planet and Deathwolf's Great Company. Although Harald lost a full third of his men in the process, the Warsmith who had engineered the planet's corruption was hunted down and killed, his twisted manufacturums brought down around him by systematic Vindicator fire. Harald had forged an epic verse for his saga.





Harald wears a cloak of Ice Troll hide, made from one he slew while defending his mortal tribe.

Iceetooth has a shard from the frost axe of the renegade Vulfbad embedded in his jaw.

## ADDING CHARACTER

**Phil:** The Space Wolves positively ooze personality. Just look at the Wolf Lord above, a larger-than-life warrior barbarian with a brawler's nose and a moustache that would make a walrus jealous. Models as characterful as this one simply demand a name and a backstory, or as the Space Wolves would call it, a saga.

Sagas are a great way to ascribe character to your heroes over and above what wargear he carries into battle. Not only do they give you a flavourful rules benefit, they even give your leader a special mission. The Saga of the Wolfkin, for instance (an obvious choice for our mate Harald) gives all Fenrisian Wolves in the same army Initiative 5 and Leadership 7, though it is his duty to see that some of them survive.

Of course, it's entirely up to you how you make these models your own, what names you give them, and what mighty deeds you attribute to them. You'll find you get far more enjoyment out of your games if you make that little bit of mental effort to imagine a name and a background.

### HARALD DEATHWOLF

Wolf Lord with the Saga of the Wolfkin, frost axe, storm shield, wolftooth necklace, wolf tail talisman, mounted on a Thunderwolf and accompanied by two Fenrisian Wolves.

250 points



A Wolf Lord on a Thunderwolf is a true killing machine. You get some serious stat boosts from your hairy steed (+1 to Strength, Toughness and Attacks – all the really good ones), but it's the mobility that's the clincher. You need to get your Wolf Lord into the fight nice and early if you want him to pay for himself, and your opponent will usually do everything he can to stop that from happening. Because of this I've always surrounded my Wolf Lord with Fenrisian Wolves as ablative armour. Sometimes I accompany the boss with a small posse of Thunderwolf Cavalry as well, a couple of whom carry storm shields so they have a good chance of surviving any anti-tank fire pointed their way. Once the Wolf Lord gets into the fray he can lay about himself with no less than seven Strength 6 frost axe attacks that always hit on a 3+ because of his wolftooth necklace, and his Toughness 5 and 3+ invulnerable save give him serious defensive clout. I must say I love the idea of a double-hard pack of lupine war-beasts hammering down the flank while the rest of my army suppresses the foe long enough for the party to start!



**WARHAMMER**  
40,000

# SPACE WOLVES

The Space Wolves range boasts an expansive selection of multi-part plastic kits and Citadel Finecast miniatures that are available to buy now in store and from the website. If you seek to earn your own saga, consider the recommendations below.

## CODEX: SPACE WOLVES

The essential guide to the Sons of Russ, Codex: Space Wolves is the ideal starting point for any Space Wolves collector. The 96-page Codex includes a full army list and bestiary section for each unit entry, as well as details of the special characters, unique wargear, vehicles and equipment utilised by the Space Wolves when they take to war.

£20, €26, 200dkr, 250skr/nkr, 200rmb, 100zl



## CANIS WOLFBORN

This box set includes the mighty Canis Wolfborn in resin. Canis is a feral Wolf Guard who allows Fenrisian Wolves to be taken as Troops choices.

£30, €39, 300dkr, 380skr/nkr, 300rmb, 140zl







## SPACE WOLVES PACK

The Space Wolves Pack multi-part plastic box set forms the mainstay of any Space Wolves army, allowing you to build squads of 10 Blood Claws, Grey Hunters, or even Wolf Guard, and equip them with a variety of different weapon options.

£23, €30, 225dkr, 280skr/nkr, 230rmb, 112.50zł



## NJAL STORMCALLER

The most senior of the Space Wolves' enigmatic order of Rune Priests, Njal Stormcaller assails his enemies with bolts of lightning and freezing blizzards. This resin miniature depicts Njal Stormcaller wearing a suit of Terminator armour.

£14.50, €20.25, 150dkr, 190skr/nkr, 150rmb, 75zł



## SPACE WOLVES WOLF GUARD TERMINATORS

This multi-part plastic kit enables you to make five elite Wolf Guard wearing Terminator armour. If you include Logan Grimnar, you can take them as Troops.

£28, €35, 270dkr, 340skr/nkr, 270rmb, 135zł

## LOGAN GRIMNAR

The Chapter Master of the Space Wolves, Logan Grimnar is a natural choice of HQ unit to lead your army. Logan Grimnar is a resin miniature clad in Terminator armour.

£14.50, €20.25, 150dkr, 190skr/nkr, 150rmb, 75zł


FOR THE FULL SPACE WOLVES RANGE VISIT THE WEBSITE:

**WWW.GAMES-WORKSHOP.COM**

Pictures for illustrative purposes only. Product contents may vary. Products sold unpainted and unassembled. Certain Citadel products may be dangerous if used incorrectly. Prices correct at time of going to press; please contact us for current availability and Games Workshop prices. Prices quoted are for products sold by Games Workshop through its own stores, catalogue or website. Independent retailers are responsible for determining their own prices.



# THUNDERWOLF CAVALRY



## LISTEN WHILE YOU PAINT

Whilst you're busy painting your Space Wolves, why not immerse yourselves even more in the 41st Millennium with a Black Library audio drama. *Thunder from Fenris* is an apt choice, an exciting Space Wolf audio drama by Black Library stalwart, Nick Kyme, now available to download from:

[BLACKLIBRARY.COM/AUDIO](http://BLACKLIBRARY.COM/AUDIO)

**Steve Bowerman returns to bring his formidable painting skills to bear on the new Thunderwolf kit, painting three mighty Wolf Guard riding their monstrous mounts.**

**Steve:** sight of a power-armoured Space Marine riding a fearsome wolf into battle is an extraordinary one. No wonder they have never been officially documented by outsiders, and remain little more than a hushed rumour to all but those within the Space Wolves Chapter. Such a great concept and plastic kit deserve your full attention when it comes to preparing them for the battlefield.

As tempting as it is to fully assemble and glue together each model before painting, I'd highly recommend keeping the rider and mount as separate sub-assemblies for now. Simply build your Thunderwolf and then add the corresponding rider legs, temporarily sticking them down with adhesive putty. You can then assemble the rest of the rider using the torso and arm options in any combination you like. I placed the riders so they interacted with their mounts as much as possible. A few of the left arm options allow you to have the rider grip the beast's fur. A small peg on the top of the ball joint on the waist is there to

guide the positioning of the torso, allowing you to get the correct angle and turn the Wolf Guard in place so he's gripping the fur. Alternatively, you can snip off the peg to get maximum use of the ball joint and place the torso in a more extreme angle if you wish. Although you can potentially get some dramatic positioning doing this, I'd sound a note of caution as you don't want your Space Wolf to look like he's about to fall off of his mount! When I was happy with the assembly, I removed the rider and temporarily stuck him onto a flying base, so I could easily hold the model while painting. The reason we're keeping rider and mount apart for now is that both use very different styles. The Thunderwolves themselves are painted up with lots of drybrushing, letting the paintbrush pick up all that textured detail on the fur, while the rider requires much smoother effects – largely layering and edge highlighting. Once you've mastered these techniques they can then be replicated across the rest of your Space Wolves collection.





## POWER ARMOUR

For the Wolf Guard's power armour, I've simply used the technique that we normally use to paint power armour – a solid basecoat followed by a wash into the recesses and a couple of edge highlight. The shoulder pad colours follow a few heraldic rules as described in Codex: Space Wolves. The left pad was painted yellow, to denote Wolf Guard markings and I painted the right red. These techniques can all be applied to the rest of your Space Wolves with ease, whether batch painting or painting individual models.



## POWER ARMOUR



Start by painting the power armour with a 1:1 basecoat mix of Space Wolves Grey and Shadow Grey.



Using Devlan Mud, apply the wash into the recesses and breaks between armour plates. Note that the larger joints in the armour should be left Chaos Black.



Edge highlight the armour plates with pure Space Wolves Grey. An option is to include the odd blotch as you apply the paint; this will be used to create chips in the armour.



Apply a final edge highlight using a 1:1 mix of Space Wolves Grey and Bleached Bone. Now apply chips over the blotches with a 1:1 mix of Scorched Brown and Chaos Black.

## YELLOW PACK MARKINGS




Basecoat the inset of the right shoulder pad with a solid layer of Iyanden Darksun.



Wash the area with Gryphon Sepia, keeping the wash within the confines of the shoulder pad.



Now layer on a second coat of Iyanden Darksun, leaving the previous coats uncovered around the edges.



Finally, using Bleached Bone, highlight close to the edge of the shoulder pad but before you get to the darker tones of the exposed coats from previous steps.

## RED COMPANY MARKINGS



Start by basecoating the inset of the shoulder pad with a 1:1 mix of Mechrite Red and Blood Red.



Now wash the entire area with Baal Red. Try not to cover the trims of the shoulder pad.



Use pure Blazing Orange to carefully highlight close to the rim of the shoulder pad.



Apply Vomit Brown right into the recess, next to the rim of the shoulder pad. The Great Company icon will be applied later with the aid of transfers (see page 67).



## WOLF FUR AND PELTS

Thunderwolves are not pack creatures, but hulking monsters that each carve out their own territory. As such I wanted each mount to look individual and so painted it a different colour. You can, of course, do the same, or simply choose one of the methods below for all your Thunderwolves, or even just use two schemes. The choice is yours.

What's more, these fur tones can be applied to any other hairy creatures in your collection. Most obviously for Space Wolf collectors are the Fenrisian Wolves, but don't forget the wolf pelts and fur ornaments that often adorn your miniatures. When painting, the techniques below all make a distinction between the lower and higher parts of the body. This is easily recognisable with the coarser hair around the head and tail and the finer fur on the body. The bionics on the Thunderwolves were picked out using the same techniques for gold and silver detailed on the following page.



## GREY FUR



Basecoat the entire Thunderwolf with a coat of Adeptus Battlegrey.



Now wash the whole model with Badab Black. When dry, apply an additional wash on the face and along the apex of the back, all the way to the top of the tail.



Drybrush the lower part of the body and paws with Adeptus Battlegrey. The rest of the model should also receive a very light drybrush using the same colour.



Now apply a drybrush of Kommando Khaki. Again, paint this just onto the lower body.



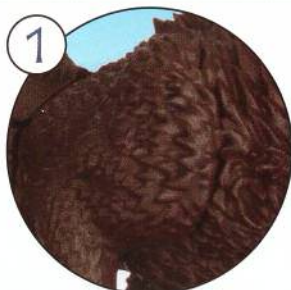
Next, edge highlight Codex Grey around the face and on the coarser hair fronds. Apply a light drybrush of Vomit Brown to the lower body.



Finally, highlight the coarser hair on the upper part of the body with pure Space Wolves Grey.



## DARK BROWN FUR



Start by basecoating the model with a coat of Scorched Brown.



Wash Badab Black all over the model. When this is dry apply a second wash coat over the top portion of the body.



Now, drybrush the lower part of the Thunderwolf with Calthan Brown.



Again, focusing on the lower portion of the body, drybrush the with Khemri Brown.




Drybrush Kommando Khaki over the lower part of the model. Then, using a 1:1 mix of Calthan Brown and Codex Grey, drybrush the top portion of the creature.



To finish, highlight the top fur and face with pure Fortress Grey.

## LIGHT BROWN FUR



Begin with a basecoat of Calthan Brown, applying a solid coat on the whole miniature.



Wash all over with Gryphon Sepia. Then apply a wash of Badab Black on the coarse fur, paws and face. Apply a third black wash on the face and along the spine.



Drybrush the entire model with a light coat of Khemri Brown.



Now apply a light drybrush of Vomit Brown to the paws and belly of the beast.



Highlight the face and coarse fur with Calthan Brown.



Finally, highlight the same areas with a 1:1 mix of Calthan Brown and Vomit Brown.



## FINISHING DETAILS

### GOLD DETAILING



Basecoat the area with a 1:1 mix of Scorched Brown and Shining Gold.



Layer Shining Gold over the area, but not covering the recesses.




Now wash the whole area with Devlan Mud.




Finally, edge highlight with thin coats of Mithril Silver, to give the gold a shine.


### SILVER METALLICS



Apply Boltgun Metal as a basecoat to the chosen area.



Now wash the silver part with Badab Black.



When the previous wash is dry add a second wash coat, this time with Devlan Mud.



Edge highlight the grilles and all other angles with Mithril Silver.

### FACES AND SKIN



Basecoat the exposed skin with Calthan Brown.



Now you can wash the area with a generous coat of Ogryn Flesh.




Once the wash has dried, layer on Tallarn Flesh, avoiding the recessed parts of the skin.

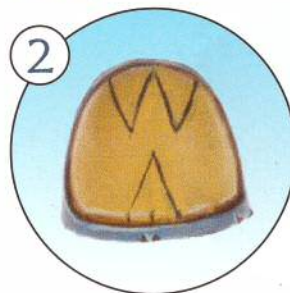


Finally, highlight with Elf Flesh. The more highlight you apply, the lighter in tone the flesh will appear.


### PACK MARKINGS




Using Chaos Black on the right shoulder pad, start to plot out a Wolf Guard design to your liking. Place points to map out the design.



Join the dots with a Chaos Black key line. You can use Iyanden Darksun to sharpen the lines and correct any mistakes.



Now, fill in the pack markings with a solid coat of Chaos Black.



Edge highlight inside the black shapes with a line of Adeptus Battlegrey. Use Bleached Bone to edge highlight the yellow area.



## FINISHING YOUR THUNDERWOLF CAVALRY



The red lens of the bionic eye was first painted Scab Red, blended with Blood Red and then Blazing Orange. A single dot of Skull White was applied to the dark area.



The Thunderwolf's bionic parts were painted using techniques explained elsewhere in this article, most notably the silver and the plates painted as power armour.



The saddles were first painted Scorched Brown, followed by a Badab Black wash. They were then highlighted with Calthan Brown and 'spotted' with Bleached Bone.



The tongue and gums were painted Liche Purple and layered Warlock Purple. A quick tip: while the Warlock Purple is still wet, apply a small dab of Bleached Bone.

## APPLYING ICONS WITH TRANSFERS

The Space Wolves transfer sheet has a multitude of icons. You can use these in their whole form, or combine them with a bit of freehand (paint can be readily applied over transfers) to create even more Space Wolf symbols, including the Great Company icons not already on the sheet. I wanted my Thunderwolves to be part of Harald Deathwolf's Great Company, which is why I painted the left shoulder pad red.



Harald Deathwolf's Great Company



Bran Redmaw's Great Company



Sven Bloodhowl's Great Company



Very carefully cut out the small Logan Grimnar symbol from the transfer sheet. You only need the wolf head part of the design.



Using the instructions on the back of the transfer sheet, apply the symbol in an off-centre position onto the right pad.




Paint around the wolf symbol, its eyes and inside the mouth with a 1:1 mix of Mechrite Red and Blood Red.



Use Skull White to paint the star. Start in the middle, then paint on the tapering points, first as a cross followed by the diagonals.



# STANDARD BEARER



**Jervis Johnson, dashing gentleman explorer, has spent the past year jetting around the world to various Games Days and talking to you lot. Here's what you've been wanting to know!**

*Jervis spends pretty much all of every Games Day chatting to hobbyists from around the world.*

I was lucky enough to attend three Games Days last year – UK Games Day in Birmingham, Spanish Games Day in Madrid, and Italian Games Day in Modena – and I always enjoy going to Games Day. The main reason I enjoy it so much, is that there is nothing quite like going to a Games Day to remind me what our hobby is *really* all about. It grounds me, and reconnects me to my hobby roots.

The other thing I love about attending Games Days is that while we all come from incredibly diverse cultures, the hobbyists I meet are enthusiastic about the same things, and share the same passions. This means we can quickly establish a rapport, and can chat away about our hobby.

And this finally leads to the theme for this month's Standard Bearer, which is that I've found that no matter where I go, or how many Games Days I attend, I often get asked very similar questions. I thought it would be worthwhile using Standard Bearer to showcase the more common questions I'm asked, and give my answers. After all, I can only speak to a few dozen people at every show, and there must be many more of you wondering the same things.

## **Q. What are you working on?**

**A.** This is probably the most common question I'm asked, and also the most difficult to answer. The reason for this is that I'm usually working on things that won't be coming out for ages – sometimes a year or more in the future. Over that time the details of the project are likely to change, and I usually don't know for sure exactly when it will be coming out anyway. So, rather than build up false expectations about what we're working on and when it will be coming out, I usually say something along the lines of 'Oh, I'm working on a number of really exciting

projects – check the pages of White Dwarf and our website to find out more about them closer to the time they will be released.' It's a bit of a cop-out, I know, but bitter experience has taught me that it's much better than saying something is going to happen and later having to explain why it didn't...

## **Q. When will there be a new book for my army?**



**A.** And this is probably the second most common question I get asked. Once again, it's a difficult question to answer specifically, for the reasons I've just discussed. However, in this case I can reassure the questioner that yes, there will be new models and supporting material for their army – I just can't say when. We're committed to supporting all of the armies that are currently available for our games, and although there can sometimes be large gaps between releases, this is only because we're trying to make sure that when the releases come out they are as splendid as it is possible to make them. This means that if you have a favourite army, and it hasn't had any new models for a while, you can be certain that we're working away behind the scenes, trying out ideas and coming up with new concepts. Sometimes this process takes a few months, and sometimes it can go on for years. Once we're happy that everything is perfect, the project will get a green light, and will be announced with suitable fanfare.

## **Q. What is your favourite army?**


**A.** This is always a difficult question to answer, because as a designer my relationship with an army is very different to that of a player. Over the years I've worked on just about every army we make, and in every case, while I was working on the army, it was my favourite. To be honest, all of the creative people I work with are the same way – we have to be able to fall in love with whatever it is we're working on, as otherwise we simply wouldn't be able to produce material that is of sufficiently high quality for Games Workshop to bring out. So right at the moment my favourite army is the Ogres, while Mat Ward is very fond of the Necrons. In a few months, fickle coves that we are, our affections will have been transferred to a new army...

## **Q. How do I get to be a games designer and work at the Studio?**

**A.** Well, first of all you should keep an eye on the pages of White Dwarf or our website for the Studio jobs that occasionally come up, and apply for them. Then you need to be talented, work hard, be stubborn and get lucky! All of the people I work with in the Studio are incredibly talented, but







they will all tell you that sheer talent is simply not enough. First of all you need to work hard to practice your skills, and be willing to keep on working hard to improve them. I've been told that learning a new skill is 10% ability and 90% practice, and that seem around about right to me. As a games designer, you will need to be able to play all of our games, write rules for all of them, and be able to write creatively too. In addition to the ability to actually do the job, however, you will also need

**Q. How do you playtest the rules?**

**A.** The process is quite simple really. When a new set of rules or a new army list is written, the first playtest games will all be done by the Games Development team. These early tests are mainly about making sure that the rules 'feel' right – in other words, that they emulate the game background well, and bring the army to life on the tabletop. Once we're happy with this aspect of the rules, we call in a group of players known as our 'external

*Of course it's not just Jervis who hobbyists want to talk to at Games Day, but all manner of Studio folk.*

**“The thing I love about attending Games Days is that while we all come from diverse cultures, hobbyists are enthusiastic about the same things.”**

to stubbornly pursue it, come hell or high water. And lastly, you need to be lucky: quite often, getting a job in the Studio comes down to being in the right place at the right time. I know that's why I'm here!

**Q. How do you decide what to release?**

**A.** As I've already mentioned, we plan to bring out new models and updated army books for all of our armies. However, we don't have a strict schedule that decides what order we do things in. We've found that it's far more important to wait until there is an enthusiastic group of designers who really want to work on a project and have some great ideas about what we could do. So, while we might put out the word that it's about time we did something for 'Army X', it won't go on the schedule unless we have a really good set of ideas. Until then, we'll just keep on brainstorming ideas until inspiration strikes!

playtesters'. These are experienced players, many hardened veterans of the tournament circuit, and they help us make sure that the rules are as loophole free as we can make them, and that the points in any army lists are correct. Meanwhile the games developers carry on testing the rules, making corrections as needed based on the games being played and the feedback we receive. The process takes anywhere from three months to well over a year, depending on the complexity of the project.

And with that I will leave you for another month. As ever, please write to me if you have any thoughts or questions about Standard Bearer. Even better, come over and talk to me in person at one of our Games Days. There really is nothing I like better than discussing the hobby, and you'll be helping me recharge my hobby batteries at the same time!

Write to Jervis at:

**Jervis Johnson  
c/o White Dwarf  
Design Studio  
Games Workshop  
Willow Road  
Nottingham  
NG7 2WS  
United Kingdom**




# THE LORD OF THE RINGS STRATEGY BATTLE GAME

## AMBUSH AT AMON SÛL



Having evaded the pursuing Nazgûl at Bree, Aragorn and the four intrepid Hobbits seek refuge amid the ruins of Weathertop. Andy Hall and Tom Hutchings join the story to refight the action as the Ringwraiths launch their ambush by moonlight.



The Attack at Weathertop extract shown opposite is one of seven narrative scenarios featured in the Free Peoples sourcebook.

Last month, to celebrate the release of the new sourcebooks for The Lord of the Rings Strategy Battle Game, we showcased a pair of battle reports pitting two armies against one another in Points Match games. This month, we wanted to explore another aspect included in the sourcebooks: the narrative scenarios themed around the armies that feature in each sourcebook.

The Attack on Weathertop scenario from the Free Peoples sourcebook (shown opposite), is just such an example. We couldn't resist the opportunity to refight such an exciting scene from the Fellowship of the Ring movie. After a quick trip down to the Forge World office (and no small amount of begging and pleading), we returned with their beautiful Ruined Watchtower of Amon Sûl terrain kit to use!

So that was the scenario and terrain sorted. Now all we needed were two willing volunteers. Fresh from his victory over Andrew Kenrick last issue (*That's enough about that – Ed*), Andy Hall was keen to continue his winning streak, and snapped up Aragorn and the four Hobbits. But a fell voice emanating from the darkest corner of the Studio was unmistakably that of Tom Hutchings, White Dwarf's very own Dark Lord. Tom has long had a penchant for all things Evil, so we were frankly unsurprised when he demanded the right to command the Nazgûl in the battle report.

As a narrative scenario, the forces involved were predetermined, so both players retreated with their respective sourcebooks to come up with a plan. Andy quietly beseeched the Valar for guidance as Tom returned to his shadowy sanctum.



# ATTACK ON WEATHERTOP

*In a desperate bid to reach Rivendell, Aragorn leads Frodo, Sam, Merry and Pippin into the barren wilderness. They are pursued by those who hunt the ring – the dreaded Ringwraiths. On the ancient hill known as Weathertop, the Hobbits are attacked by four Ringwraiths and the Witch King himself.*

Aragorn, accompanied by Frodo, Sam, Merry and Pippin, has decided to make camp here for the night, so as to have a better view of their surroundings. As darkness closes in, the company make a fire to fight off the chill. Whilst Aragorn searches the slopes for more firewood, the enemy has spotted the campfire and approaches the makeshift camp unseen. The battle that follows is as much a battle of wills as of blades – can Frodo and his companions withstand the might of five dreaded Nazgûl?

## PARTICIPANTS – GOOD

This scenario features Aragorn - Strider, Frodo Baggins, Samwise Gamgee, Meriadoc Brandybuck and Peregrin Took, all found in the Fellowship army list.

## PARTICIPANTS – EVIL

On the Evil side there are four unnamed Ringwraiths and the Witch-king, all from the Mordor army list (Mordor sourcebook) with the minimum amounts of Might, Will and Fate. All the Ringwraiths are on foot, having left their mounts at the foot of the hill some distance away.

## LAYOUT

The game is played on a 48"/112cm x 48"/112cm table. The summit of Weathertop is represented by a raised circular plateau whose top is approximately 12"/28cm in diameter. The edge of this plateau is demarcated by ruined foundations forming a broken circle around the top of the hill.

The ruins comprise a mix of open ground, walls low enough to jump over, and higher walls that are impassable. This lies in the centre of the playing area. The area around represents the lower slopes of the hill – but to be practical, a flat table surface will do fine. In the centre of the ruined circle is a camp fire. This can be represented in any convenient way – a piece of cotton wool will serve for fire smoke.

## STARTING POSITIONS

The Good side starts off with the Hobbits within the ruined circle. Aragorn must be placed within 6"/14cm of the northern board edge. Once the Good side has set up, the Evil side sets up at least 18"/42cm away from the Ruins as shown on the map.

## INITIAL PRIORITY

The Good player has priority in the first turn, but note, they cannot act until they spot the enemy (see Special Rules).

## OBJECTIVES

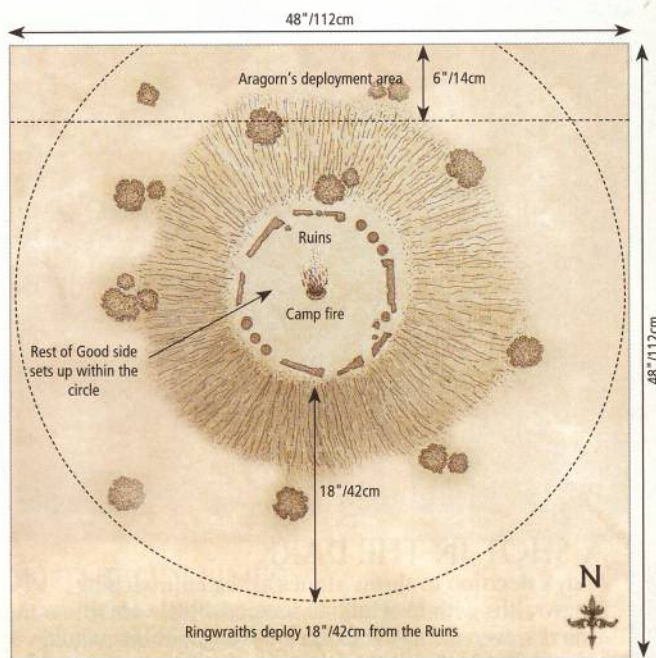
The Evil side wins if they can kill Frodo or there are no Good models in the Ruins at the start of any turn. The Good side wins if there are no Evil models within the Ruins at the start of any turn once five turns have passed. If there are no models at all in the circle at the start of any turn after five turns, and assuming that Frodo still lives, the game finishes and the result is a draw.

## SPECIAL RULES

**Spotting the Shadows.** The Good side cannot act until they have sensed the presence of the approaching enemy. This is established by rolling a dice at the start of each turn. On the roll of a 1, 2 or 3 the Evil models have not been detected and the Good side may do nothing that turn – the Evil side can move as normal. On the roll of a 4, 5 or 6 the Good side has realised what is happening and both sides can act. Once both sides are active, roll for priority as normal. Although the Good side will probably detect the enemy long beforehand, they will automatically do so if there are enemy models within 6"/14cm of the circle's edge at the start of any turn or if the Evil side has already attempted to shoot or use magical powers in the previous turn.

**The Force of Good.** Amon Sûl was once a great fortress of good. Any Evil model in the circle at the start of its move must test its Courage in the same way as if it were broken.

**The Campfire.** No model may pass through the fire. Any Good model that is next to the fire can take a flaming brand – this takes half of the model's move. A brand counts as a hand weapon – such as a sword or club. The player must indicate to his opponent which models have brands – mark it on your record sheet to help you remember. If a model with a brand wins a combat but does not slay his enemy, he can force the foe to retreat by a further full move. As the model will have already been beaten back 1"/2cm as a result of the combat, this will place the model out of charge reach in the next turn. The Good player may choose not to use the brand.





# THEY ARE COMING...

TURNS 1-8

Andy kicked off proceedings by setting up the Hobbits surrounding the campfire and deploying Aragorn to the north of the ruined watchtower. Tom responded by placing the Witch-king and three other Ringwraiths in a semi-circle to the south. But he positioned one Ringwraith in the north-east, preparing to engage Aragorn with magic as soon as possible.

Andy began the game by rolling to see if Aragorn or the Hobbits had spotted the approaching Nazgûl. Passing his roll with a 4, Andy immediately sent Aragorn racing southwards as the Hobbits snatched up flaming brands from the campfire. Tom's Nazgûl advanced on the ruined watchtower, but his Ringwraith in the north cast *Sap Will* on Aragorn, though the son of Arathorn resisted the magical attack.

Tom won priority in Turn 2, but he failed in his attempt to cast *Sap Will* this time round as his five Nazgûl continued to close on the Hobbits in the centre. Andy wasted no time moving Aragorn further south, but could do little else this turn.

Having regained priority, Aragorn finally reached the outer ruins of the watchtower and clambered onto the higher ground, much to the relief of the Hobbits. A frustrated Tom had to make three more

attempts to successfully cast *Sap Will* on Aragorn with his Ringwraiths as they closed to within 12", though this too was resisted. But the breakthrough came when the Witch-king and Tom's remaining Nazgûl permanently reduced Aragorn's Courage by 1 point apiece with *Drain Courage*. In doing so, Tom cunningly sought to hamper Aragorn's chances of passing a Terror test to charge his Ringwraiths.

In Turn 4, Evil regained the priority, though Tom passed the Courage tests required for his models standing within the watchtower's sacred ground. The Ringwraiths continued their magical assaults, reducing Aragorn's Courage to a paltry 1 with a series of spells as they advanced on the hapless Hobbits. Andy could do little in response, failing his Terror test with Aragorn and stooping for stones with his Hobbits in a desperate bid to drive off Tom's Ringwraiths. It may have seemed a touch overambitious at first, but Andy's fortunes were about to change dramatically in the Shoot phase... (see below)

Reeling from the loss of such a crucial Hero last turn, Tom won priority and resolved to make the most of the situation. His Ringwraiths cast *Compel* on Sam to drive him back before drawing Frodo into

## Magical Powers



Powerful Heroes such as Aragorn are formidable opponents to face in battle, but Ringwraiths have access to a selection of magical powers with which to confound them. Spells of a more subtle nature, such as *Drain Courage*, are often overlooked, but in the right circumstances, can still win you the game.



## A SHOT IN THE DARK

Andy's decision to throw stones at the approaching Ringwraiths with his Hobbits seemed a little ambitious at first – even though the plucky young Hobbits would only need a 3+ to hit them, the Strength 1 attack would require a 6 followed by another 6 to overcome their enormous Defence value of 8. Hitting the Witch-king

with the stone thrown by Sam, Andy rolled a 5 to wound. Feeling lucky, Andy used Sam's only Might point, meaning he would also only need a 5+ on his second roll. Moments later the dice clattered down, seemingly in slow motion, to reveal a 5 – Sam had slain the Witch-king by throwing a stone!





The Nazgûl finally get to grips with the Hobbits, intent on slaying Frodo and claiming the One Ring.

combat with the same spell. The remaining two Nazgûl charged Merry and Pippin. Things started looking ominous for Andy when Aragorn once again failed his Terror test to aid Frodo in combat. How would the Hobbits fare without their mighty guardian to protect them?

'Back you devils!' cried Andy as he rolled for his combats. His passion evidently aided him as the valiant Hobbits won all of their fights and drove the Nazgûl back with their flaming brands.

Breathing a sigh of relief after his luck moments earlier, Andy won back priority in Turn 6. Aragorn failed his Terror test, though Tom was out of range to take full advantage. However, he did manage to pull Frodo into combat using *Compel*, but the Ringbearer fended off his Nazgûl opponent.

Andy retained priority for the next two turns, though Aragorn continued to fail his Terror tests in order to engage the Ringwraiths in combat. Despite Tom assailing the Hobbits at every opportunity, his luck continued to let him down, and all the while his Ringwraiths were having to expend precious Will points at the end of every combat – so much so, in fact, that by the end of Turn 8, Tom had lost another Ringwraith, its store of Will entirely depleted, causing the embattled Nazgûl to be banished.



## STUCK ON THE SIDELINES

Tom's persistent use of the debilitating spell, *Drain Courage*, on Aragorn in the opening turns was paying dividends at this point in the game. Combined with the -1 Courage penalty imposed by the Nazgûls' Harbinger of Evil special rule, Aragorn was effectively Courage 0, making his Terror tests incredibly difficult to pass.



# BACK TO THE SHADOW! TURNS 9-11



## NEWFOUND COURAGE

Andy continued to win priority, and with no Might points to call heroic actions, the Ringwraiths were losing many of their opportunities to cast spells. To make matters worse, in Turn 9, Aragorn finally passed a Terror test (though it cost him 3 Might points to do so!) and charged a Ringwraith. After some deft swordplay, he

struck his opponent down, leaving Tom with only two Ringwraiths remaining.

Tom's doom was sealed in the last few turns, with Pippin fighting and draining the last Will point from one Ringwraith, before Aragorn once more found his courage, charging and slaying the last of their number.



**Andy:** The Lord of the Rings players more experienced than I have noted that this scenario is especially hard to win as the Good player. And for the first half of the game I simply couldn't see how I was going

to claim victory. After all, Tom had done an especially good job of magically attacking Aragorn to the point where his Courage was all but spent and I needed to roll a 10 or more to get him to charge the Ringwraiths.

But while Strider was paralysed, the Hobbits stepped up. With burning brands in hand, they went fearlessly into combat and won every single Fight they were involved with. Finally, Strider, no doubt encouraged and/or shamed by the Hobbits' redoubtable performance, joined the fray and five of the Nine were despatched. The thing I learned here is Hobbits are actually quite plucky in a Fight, especially when used in pairs.

And, of course, let's not forget Sam taking out the Witch-king with a well flung stone – that certainly drew a few harsh words from Tom in the Dark Tongue!



**Tom:** Bah! My fiendish masterplan has been undone! To be fair, I thought the first half of the game went pretty well, despite failing to cast a few of my earlier spells. Reducing Aragorn's Courage proved to be highly

effective, neutralising him out of much of the game.

The turning point of the game was without doubt the moment that Sam felled the Witch-king with a stone. A stone! Such an ignominious defeat for Sauron's mightiest servant. All the more galling was that he still had eight Will points remaining and I had been keeping him back to support my other Ringwraiths with spells once the fighting started. So much for that.

As soon as my Ringwraiths got into combat with the Hobbits, everything seemed to go drastically downhill. I lost all six of their fights over the course of two turns, despite having the higher Fight value in each combat. In fact, during the one combat I did win against Pippin later on, I failed to wound the little blighter.

## The Rematch

Having thoroughly enjoyed playing the scenario, Andy and Tom decided to swap sides and have another go. Having learned from each other's tactics in the first game, would the rematch go differently?


Apparently not. In fact, Andy's inability to successfully cast any significant spells with the Nazgûl and thus hamper Aragorn's deadly combat potential saw the game ended by Turn 6! Tom even managed to call a heroic combat with Aragorn to banish two Ringwraiths in the same turn, though it cost him all his Might points to do so. Ultimately, it seemed that fortune smiled on the Ringbearer once again as Sauron's greatest servants were defeated.



# CITADEL® FINECAST™

## Refight the Attack at Weathertop

If you want to refight the battle report at home and see whether you can do any better than Andy and Tom, the following Citadel Finecast box sets contain all the miniatures you'll need.




### Fellowship of the Ring

The Fellowship of the Ring are the nine brave heroes of the Free Peoples that set forth to destroy the One Ring, comprised of some of the greatest champions of each race and available together in this Citadel Finecast resin box set.

99811499005

£41, €60, 400dkr, 500skr/nkr, 400rmb, 200zł

**CITADEL FINECAST**



### Nazgûl

The deadliest servants of the Dark Lord, the Nazgûl were once kings of men that were corrupted by Sauron in an age long past. This box set contains all nine of the Ringwraiths in Citadel Finecast resin.

99811499004

£37, €50, 360dkr, 420skr/nkr, 400rmb, 175zł

**CITADEL FINECAST**

FOR THE FULL THE LORD OF THE RINGS RANGE VISIT OUR WEBSITE:

# WWW.GAMES-WORKSHOP.COM



# CIVIL WAR

In this month's penultimate instalment of the Warhammer Civil War Expansion we take a look at Elves in their many forms, as well as the chivalrous Bretonnians. We start though, with the Scions of the Dark Gods – Daemons!



The Civil War Expansion is published in four parts and began in January's White Dwarf. This is the third part, with the fourth and final chapter of the series due in next month's issue.

Over the last few issues of White Dwarf we've been publishing a brand-new Warhammer Expansion that allows you even greater flexibility when fighting a battle consisting of the same army on opposing sides. Last month's issue featured plenty of Civil War Army Tables and for this third instalment we continue to add even more.

The Chaos Gods are forever vying for dominance, the Daemons of Chaos their chosen warriors pitched against one another to do battle in the Realm of Chaos. These battles might easily spill across the veil and into the material realm. Such an event occurred in 2417, when Daemonettes and Seekers of Slaanesh fought Plaguebearer hordes across the Black Mountains and down into the populated vales beyond.

Of course, the Daemons do not have a monopoly on internecine war. History


is replete with mortal races and nations fighting each other. In Bretonnia it may only take one noble to insult another for them to call knights who have sworn fealty and summon the peasant levies to war. This happened in 2487 when Lord Hayden of L'Anguille, at a grand banquet, compared Duke Benefort's wife to the stuffed roast pig that sat steaming on the table. Many peasants died to settle the Duke's honour.

Even the Elves are not immune to calling their banners over perceived slights to their honour. They are also responsible for the most devastating civil war of them all, the Sundering, the result of which forever split the Elves into two separate nations – the High Elves and Dark Elves – and almost destroyed the world.

Many more reasons for fighting are described over the following pages, but don't forget to join us next month, when we conclude the Civil War Expansion.



# DAEMONS OF CHAOS




Roll once on this table if you are fighting a Civil War between two Daemons of Chaos armies.

- 2 **Chaos Enervated:** The tides of Chaos ebb, leaving the Daemons weakened. All Daemonic Aura ward saves are reduced by 1.
- 3 **The Hidden Library:** Within this section of the Impossible Fortress even the air is thick with sorcerous knowledge. When setting up the terrain, use D3 Arcane Ruins and D3 Wizard's Towers in addition to the other terrain you normally deploy. Finally, all Wizards are Loremasters of their chosen spell lore.
- 4 **The Plains of Blood:** This battle is fought deep in Khorne's domain. When setting up the terrain for the battle, set up D3 Towers of Blood in addition to the other terrain you normally deploy. For the duration of this battle, any Wizard who rolls any double as part of their casting roll suffers a miscast. Furthermore, any Wizard who suffers a miscast loses D3 magic levels and gains both the Hatred and Frenzy special rules.
- 5 **The Carnival of Excess Begins:** Slaanesh has decreed this day to be a glorious celebration of his magnificence. All Keepers of Secrets, Herald of Slaanesh, Daemonettes, Seekers and Fiends have +2 Movement.
- 6 **Let Pestilence Bloom!** Father Nurgle's plagues are ravaging the mortal world, propelling him and his minions to ever greater power. All Great Unclean Ones, Herald of Nurgle, Plaguebearers, Nurglings and Beasts of Nurgle have +1 Toughness.
- 7 **Ancient Enmity:** The two sides have harboured numerous grudges against each other for millennia. Roll twice on this table, re-rolling any further rolls of 7 or any duplicate rolls.
- 8 **Skulls for the Skull Throne!** Khorne has risen to supremacy. All Bloodthirsters, Herald of Khorne, Bloodletters, Bloodcrushers and Daemon Princes with the Mark of Khorne have +1 Attack.
- 9 **All Hail the Changer of Ways!** Several of Tzeentch's plans have come to fruition at once. All Lords of Change, Herald of Tzeentch, Pink Horrors, Screamer and Flamers have +1 ward save.
- 10 **Deep in the Garden of Nurgle:** This battle takes place amidst the festering forests surrounding Nurgle's manse. When setting up the terrain for the battle, set up D3 pieces of forest terrain and D3 swamps in addition to the other terrain you normally deploy. All forests (not just the extra ones) use the rules for Venom Thickets. All swamps are dangerous terrain for all models. Whenever a model is removed through a failed dangerous terrain test, roll a D6 – on a score of 4 or more, the daemoniac flora within the terrain feature attacks all units at least partially within the terrain feature, inflicting 2D6 Strength 4 hits on each.
- 11 **The Circles of Seduction:** The fight has spilled over into Slaanesh's domain, and the Dark Prince is quick to empower any combatant if it increases his chances of ensnaring them. Any character can re-roll a single D6 per phase, but keep a tally of how many re-rolls each character has made in total. At the end of every turn, nominate each character that has claimed at least 3 re-rolls and roll D6 equal to the number of re-rolls that character has made. If the result contains three or more 6s, Slaanesh whisks the character away to his palace – remove the model as a casualty. Roll for every applicable model before continuing to the next turn.
- 12 **A Realm in Flux:** The chaotic landscape never stays the same way for long. Roll again on this table, re-rolling any further results of 12. Ignore any additional terrain placement given in the result, but the remaining rules are used for the first game turn. At the start of the next game turn, roll again on this table, re-rolling results of 12 – terrain placement instructions aside, these rules are used for the rest of this game turn (they replace any rules previously generated from this table). Follow this procedure at the start of each new game turn.



# HIGH ELVES




Roll once on this table if you are fighting a Civil War between two High Elf armies.

- 2 **The Dragons Awake:** The caverns deep in the Dragon Spine Mountains blaze with unnatural heat. Dragons now wake with hearts full of fury, to fulfil pacts made in ages past. All Dragons add D3 to all their statistics (to a maximum of 10, roll for each statistic separately) for the duration of this game.
- 3 **The Rise of Nobility:** Political intrigue and treachery are an art form in the courts of Ulthuan, but rarely does such manipulation spread to open warfare. When it does, there is a chance to settle grudges and display prowess. Any Lord or Hero (including it's mount) who slays an enemy Lord or Hero scores an additional 100 victory points for his side.
- 4 **The Glittering Host:** Regiments of Spearmen, Sea Guard or Archers that are destroyed or flee the table will return at full strength (minus any magic banners and characters that had joined them) as reinforcements next turn. They may enter play during the Remaining Moves sub-phase of their controlling player's turn, entering the battlefield from anywhere on their own table edge.
- 5 **The Lion's Roar:** Chrace has raised its banners to the cause, using hidden pathways to reach the battlefield ahead of their foes. Regiments of White Lions and White Lion Chariots gain the Vanguard special Rule.
- 6 **Traitors:** The enemy are Dark Elves, masquerading as your own kin you're sure of it! This insult cannot be borne. Slay them all. All High Elf models gain the Frenzy special rule.
- 7 **Ancient Enmity:** The two sides have harboured numerous grudges against each other for centuries. Roll twice on this table, re-rolling any further rolls of 7 or any duplicate rolls.
- 8 **The Fires of Asuryan.** The phoenix, symbol of Asuryan, casts its ruddy fire glow upon the battlefield. All Flaming Attacks add +2 to their Strength value, as do the Phoenix Guard.
- 9 **Arcane Aid:** The Sapheric hosts have joined the war, lending their magical prowess to the battlefield. All Wizards on the battlefield increase their level by 2 (both in terms of the number of spells they know, and the bonus to casting and dispel attempts). Whenever a miscast is rolled, roll twice – your opponent chooses which result applies.
- 10 **Immortal Intrigue:** Now is the chance to right wrongs and settle grudges that have simmered and festered for an age. Any challenge that is issued may not be refused – the challenger may even declare a specific enemy model who must answer it.
- 11 **Magic of the Annulii:** The magical power that swirls around the Annulii Mountains has made the monsters and magical beasts of Ulthuan even more formidable than usual. All mounts and monsters in the force are swollen with magical power. Increase their Weapon Skill, Strength and Attacks by 1 each. Furthermore, improve their ward save by +1.
- 12 **The Legacy of Aenarion:** The time of legends has come, and heroes on the battlefield have taken on the visage and aspect of Aenarion. There is no doubt the gods of Ulthuan are watching whatever transpires here, the victors will be blessed; the losers cursed for generations. Each player secretly notes one of their Lords or Heroes. That model has become imbued with the spirit of Aenarion. The chosen model receives +3 to his Weapon Skill, Ballistic Skill, Strength, Toughness, Wounds, Initiative and Attacks for the duration of the battle (to a maximum of 10). However, he must pass a Leadership at the start of each of his turns or automatically succumb to the curse of Aenarion and die.



# DARK ELVES




Roll once on this table if you are fighting a Civil War between two armies of Dark Elves.

- 2 **Master of Poisons:** A third party has convinced both sides that their poisons will give them the edge needed to triumph. All weapons (close combat, shooting and magical) have the Poisoned special rule.
- 3 **Beastmaster's Pride:** The two sides have both been boasting that their beastmasters have the most fearsome creatures in all of Naggaroth. All Dark Pegasi, War Hydras, Manticore and Black Dragons in both armies have +1 Strength and +1 Toughness. In addition, both sides score double the normal number of victory points for any of these units in the opposing army that are destroyed or have fled the table. If taken as a mount, it is only the creature's victory points that are doubled, not its riders.
- 4 **Blood Frenzy:** Both sides have captured enemy scouts and fed them to their Cold Ones. All Cold Ones in both armies lose the Stupidity rule for this battle and gain the Frenzy special rule.
- 5 **Harpy Spyre:** The battle is being fought in the hunting grounds of a Harpy nest and they are circling above waiting for the right moment to strike. At the end of each phase, roll a D6 for each unit that has suffered 5 or more casualties in that phase. The unit suffers a number of Strength 3 hits equal to the D6 result.
- 6 **The Black Forest:** The battle is taking place in the blood-soaked Black Forest. When setting up the terrain for the battle, set up D3 pieces of forest terrain in addition to the other terrain you normally deploy. All forests (not just the extra ones) use the rules for Blood Forests.
- 7 **Ancient Enmity:** The two sides have harboured numerous grudges against each other for centuries. Roll twice on this table, re-rolling any further rolls of 7 or any duplicate rolls.
- 8 **Assassination:** Both sides have baited the other into open conflict in the hope of assassinating their opposing general. Both sides must add a Dark Elf Assassin to their army list (with equipment and gifts up to the normal limit). This extra Assassin costs no points and awards no victory points. A side automatically wins if their assassin kills the opposing side's General. Should the two Assassins perform this task in the same phase then the game is a draw.
- 9 **Altar of Khaine:** Place a piece of terrain in the centre of the battlefield to represent the Altar of Khaine. All units within 6" of this terrain piece have the Devastating Charge special rule. In addition any Khainite unit within 6" of this terrain piece also has the Unbreakable special rule. Finally, the side with a non-fleeing unit that is closest to the Altar of Khaine at the end of the battle receives 250 bonus victory points.
- 10 **For the Glory of Khaine:** Both sides' Disciples of Khaine wish to prove their worth over their rivals. All models with the Khainite special rule from both sides gain the Devastating Charge special rule.
- 11 **The True Power of Darkness:** Desperate to wreak carnage, the Sorceresses have chosen a battlefield littered with arcane ruins, they are prepared to go to any length to win this battle. The *Power of Darkness* spell adds D6+1 power dice rather than D3+1. However, if a 1 is rolled the Wizard that cast it immediately suffers a Wound with no saves of any kind allowed. In addition when setting up the terrain for the battle, set up D3 Wizards Towers and D3 Arcane Ruins in addition to the other terrain you normally deploy.
- 12 **Blood Feud:** Both sides are prepared to win no matter the costs. They have drafted in extra warriors and called back their scouts from other missions. Units of Dark Elf Warriors, Dark Elf Crossbowmen, Dark Riders or Harpies that are destroyed or flee the table return at full strength as reinforcements in their next turn. They may enter play anywhere on their own table edge.



# WOOD ELVES



Roll once on this table if you are fighting a Civil War between two Wood Elf armies.

- 2 **Contest of Archery:** This battle has been convened as a competition between the two sides' most skilled archers, and enchantments of swiftness have been cast that they might truly show their skill. Each player turn has two Shooting phases, rather than one. Only models armed with longbows can shoot in the second Shooting phase each turn.
- 3 **The Depths of Winter:** This battle occurs during the winter, where the tree spirits of Athel Loren are at their lowest ebb. All units of Dryads and Tree-kin, as well as Treemen, Treeman Ancients and Branchwraiths are slumbering at the start of the game, and cannot move, shoot, cast spells or, in fact, do anything at all until woken. At the start of each of your turns, roll a D6 for each slumbering unit – if the score is equal to or less than the turn number, the unit immediately wakes up and acts normally for the rest of the game – otherwise it continues to slumber. A slumbering unit automatically wakes up when it is the target of a shooting attack, the target of an enemy spell or a charge is successfully completed against it.
- 4 **War in the Wildwood:** This battle is fought in a troubled and twisted part of Athel Loren, where the Forest Spirits have grown cruel. Units of Dryads and Tree-kin, as well as Treemen, Treeman Ancients and Branchwraiths cannot benefit from the Hold Your Ground! or Inspiring Presence special rules. In addition, all forests on the board are automatically Wild Woods – there is no need to roll.
- 5 **Ferocious Spites:** The battle has disturbed several nests of spites, who hungrily descend upon trceries of magic. Whenever a casting roll contains one or more doubles, both the target unit and the caster's unit suffer D6 hits resolved at a Strength equal to the double. If more than one double is rolled, use the highest.
- 6 **The Primal Path:** This battle has been convened to settle whether Spellweavers from the Court of Orion or the Court of Ariel should have dominance in council. Randomly choose one player. All Wizards in that player's army must use the Lore of Beasts instead of their normal lore. His opponent's Wizards must all use the Lore of Life instead of their normal lore.
- 7 **Ancient Enmity:** The two sides have harboured numerous grudges against each other for centuries. Roll twice on this table, re-rolling any further rolls of 7 or any duplicate rolls.
- 8 **Hunter's Contest:** The two sides have brought their greatest hunters together to determine who is fiercest and fastest amongst them. All Wild Riders, Glade Riders, Wood Elf Scouts and characters from either the Wild Rider, Scout or Alter kindreds have +1 Weapon Skill, +1 Ballistic Skill and +1 Movement.
- 9 **Lest the Dead Shall Wake:** Wizards on both sides are careful not to use their full sorcery, lest the stray magic arouses the restless dead entombed nearby. Wizards cannot use boosted spells for the duration of this battle.
- 10 **Pyre of the Greene King:** The two sides are fighting for the honour of carrying Orion's ashes to Ariel's keeping. Place a coin-sized marker in the centre of the board. At the end of the game, the side with the most models within 6" of the marker, claims the ashes and wins the battle, regardless of the normal victory conditions.
- 11 **The Height of Summer:** The madness of Orion's hunt is at its peak, and none can resist its call. All units in both armies have the Frenzy special rule. Units that already have Frenzy (or subsequently gain it from another source) gain +2 Attacks instead of +1, and automatically fail any Leadership tests caused by Frenzy.
- 12 **In Praise of Loec:** Enchantments have been woven that imbue the Wardancer's skill. All Elves (not Forest Spirits, mounts or other creatures) have the Shadow Dances of Loec special rule for the duration of the battle.



# BRETONNIANS



## A note on Bretonnian Civil Wars:

Before the game begins, but after both armies are deployed the players must hide a dice under their palm – if they wish to pray for the Blessing of the Lady, the dice must show a 6. If they do not wish to pray, it must show a 1. The dice are then revealed. If both players wish to pray, they both get the Blessing and then the game continues as normal (roll to see who goes first). If both players do not wish to pray, neither army gets the Blessing and then the game continues as normal (roll to see who goes first). If one of them wishes to pray and the other does not, the praying army gets the Blessing and the other does not get the Blessing, but gets to choose whether to go first or second.

*Roll once on this table if you are fighting a Civil War between two armies of Bretonnians.*

- 2 **The Lady's Favour:** Would the Lady truly show favour over her loyal sons? The first time a unit is called to make a saving throw due to the Blessing of the Lady, take a Leadership test. If passed, mark that unit out – all of its saves that are made thanks to the Blessing are improved by +1 for the duration of the battle.
- 3 **Purebreds:** Bretonnian warhorses are mighty beasts one and all. On this day, however, they seem that much the greater. All Warhorses, Pegasi and Royal Pegasi receive +1 Strength.
- 4 **A Token of my Esteem:** A kerchief, scarf or garter tied to the lance or buckles of a knight's armour can have miraculous effects. Each player may choose a single magic item from the Blessed Heirlooms of Bretonnia to bestow upon a Hero or Lord in their force. This item may not take the model outside of his normal allowances. If this model is slain by another character, that character automatically gains the item.
- 5 **The True King:** Pretenders to the throne are, sadly, all too common. The Battle Standard proves the Lord's right to rule... If the Paladin carrying the Battle Standard is slain, every unit in the army must take a Panic test.
- 6 **A Duel to the Death:** Before the battle, a hero from each army is chosen to represent the cause in a fearsome duel to the death. Before the game starts, each player must nominate a Lord or Hero from their force. These start the battle in base contact with one another (place them in the centre of the battlefield or as close to it as possible) and will fight in the ensuing Close Combat phase. No other models may interfere in this duel and both models are unbreakable. Once one model is slain, the survivor causes Terror for the rest of the battle.
- 7 **Ancient Enmity:** The two sides have harboured numerous grudges against each other for decades. Roll twice on this table, re-rolling any further rolls of 7 or any duplicate rolls.
- 8 **Unbending Valour.** Every knight is determined to carve out a legendary reputation. Every time a character slays an enemy in a challenge, quickly work out the points cost of the protagonists. If the winner was also the cheaper model, his army scores +100 victory points. In games where victory points are not used, comfort yourself with the knowledge that taverns across the realm will resound to the story, nonetheless.
- 9 **The Peasants are Revolting:** Having forgotten their loyalty, and their true places, the peasants are refusing to listen to their betters. Units with the Peasant's Duty may no longer use the Leadership of nearby knights. They do, however, gain the Frenzy and Stubborn special rules.
- 10 **The Damsel's Glory:** Magic flows through the realm, imbuing Damsels and Prophetesses with power. When a Damsel or Prophetess casts a spell, roll as usual but add an additional D6 to the result. This extra D6 must be added, whether it is wanted or not and may cause the spell to be miscast in the usual manner.
- 11 **The Lances of Heroes:** The blood of Gilles le Breton flows strongly in his sons today! All rolls of 1 to wound made by charging knights (of any stripe) must be re-rolled.
- 12 **The Grail:** Whether it be real or false, the Grail lies upon the field of battle. Place a marker representing the suspected Grail in the centre of the battlefield. Any unit of Knights Errant, Knights of the Realm or Questing Knights (as well as Paladins or Bretonnian Lords) that moves into base contact with the marker must end its move and attempt to sup from the Grail. First, the unit takes a Leadership test. If failed, it gains the Stupidity special rule for the duration of the game. If it passes, the unit exchanges any previous vow for the Grail Vow. Only one unit may sup from the Grail each turn. If an enemy unit is currently in contact with the grail, it must be destroyed or routed before another unit may attempt to sup.





# CITADEL<sup>®</sup> HALL OF FAME

The Citadel Hall of Fame is a collection of the finest miniatures in the world, nominated by the people who know best: the artists, figure painters and designers themselves.



Joe Tomaszewski

**Joe:** I'm nominating the Empire Battle Wizards plastic kit into the Hall of Fame for many reasons. From a practical perspective, Brian Nelson, the kit's designer, has crammed the frame full of flavourful parts, allowing you to create two complete Battle Wizards and hint at their allegiance to five of the eight magical colleges.

However, looking at the kit from a more subjective view and what really propels it into the Hall of Fame for me is the perfect balance between sculpted detail and free space. I'm unashamedly a painter first and foremost, and so appraise each project on how I can paint it up. In my opinion, an under-detailed miniature runs the risk of looking boring, while an overly sculpted one can prevent you from putting your own stamp on the miniature. The Empire Battle Wizards are a perfect balance. You have the long flowing robes on the figures that will take any colour or design you wish to paint as well as a great choice of accoutrements, allowing you to further tailor the models. This gives you a massive variety and there's

no reason why any two Wizards assembled and painted from this kit need ever be the same. All of which fits in very well with the background of the Wizards themselves, who are generally meant to be distinctive eccentrics and mysterious beings anyway. And if you're busy working on an Empire army, then what better way to take a break from painting lots of uniformed ranks and large regiments than a brightly coloured and characterful Wizard?

Another reason the kit is worthy of nomination is that the models you can create lend themselves to painting at any level, no matter what the skill of the painter. The robes are a great example: they look fine with a basecoat and wash that will freely flow freely into the recesses; or you can paint a more involved blended layer; or even a complex freehand design replete with glowing runes and star clusters.

It's for this versatility – both in the design of the kit and the painting opportunities it affords – that I'm inducting the Battle Wizards into the Hall of Fame.

## EMPIRE BATTLE WIZARDS

NOMINATED BY JOE TOMASZEWSKI



This Wizard has been painted in Celestial colours. Note how the hands interact with the orb.



The cloak has a freehand twin-tailed comet design painted on the back.



To suggest a Bright Wizard, the head with pointy beard and flaming staff were chosen.



The white eyes imply the Wizard is in the midst of channelling a spell.

### DESIGNER'S RESPONSE



**Brian:** My intention with the kit was always to give the modeller the ability to assemble two Battle Wizards, with no specific leanings to any particular lore. The accessories were added to simply hint at the possibilities, and should be used in any combination you see fit. What I didn't want was for it to become prescriptive, for instance the Bright Wizard does not have to hold the flaming staff. It is totally up to the hobbyist, and I think that has been the case throughout the kit's life. Saying that, there is clearly a gap for the more rugged and 'outdoorsy' colleges – Amber, Jade and Grey – and so I'd love to have a go at sculpting them at some point in the future.



# Wizards Challenge

Way back in July 2009, we challenged the 'Eavy Metal team to paint up a Wizard from every College of Magic. As you would expect the Battle Wizard kit formed a prominent part of the contest, even for the heavily converted Amber, Jade and Grey Wizard models.



Gold Wizard by Joe Tomaszewski



Jade Wizard by Mike Anderson



Celestial Wizard (and contest winner) by Darren Latham



Light Wizard by Fil Dunn



Grey Wizard by Neil Green



Amber Wizard by Keith Robertson



Bright Wizard by Anja Wettergren



Amethyst Wizard by Martin Footitt



# GAMESDAY & GOLDEN DEMON 2011

## SLAYER SWORD GALLERY

As the 2012 Golden Demon season draws near we take a look back at last year's Slayer Sword winners from across the globe and marvel at the models which took the most coveted prize in miniature painting.



### The Slayer Sword

The ultimate painting trophy is the Slayer Sword. Only a few worthy painting champions have held this blade aloft to thunderous applause at the close of every Games Day. It is an exclusive club, but one that grows as new painters are awarded the sword.

Games Days are held around the world and no matter which one you attend, every event is a celebration of our hobby. It's where you can come together with fellow hobbyists to play games, meet the designers, see the Armies on Parade and get your hands on the latest kits and Games Day exclusives. But Games Day is even more than that, for it also plays host to the Golden Demon – the most prestigious miniatures painting competition in the world.

Every year we are genuinely surprised by the quality of the entrants and the skills demonstrated on the

models. What's even more impressive is how the standard increases year-on-year. Just as we suspect a benchmark might have been reached and that there is no way this year's models can be better than the last, a whole new tranche of Golden Demon entrants arrives to blow our socks off!

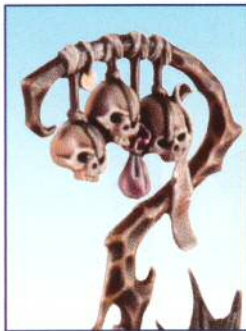
Over the following pages we showcase the latest batch of Slayer Sword winners from the 2011 Games Days. All the miniatures are masterful works of painting and modelling. This year has to represent the high watermark; however, as that is what we always think, we'll no doubt be proven wrong again in 2012.



**Angelo Di Chello**  
Warhammer Single Miniature

Angelo travelled from Italy to take part in the UK Golden Demon and compete against some of the world's best figure painters. The Necromancer that won him the Slayer Sword was just one of his Golden Demon entries, but what drew him to paint this model in particular? 'I noticed it was a popular choice throughout this year's competition and I think that's because it's a fantastic and distinctive miniature and yet there is so much you can still do as a painter. It's a great canvas for you to display your techniques on,' explains Angelo.

Many Golden Demon competitors spend months on one project, so it's galling to know that this model only took him three days. 'That was painting from dawn until dusk, though,' says Angelo, 'and, yes, I do have a very patient girlfriend.'








**Matt Cexwish  
Diorama**

While we usually like to let the Slayer Sword winners speak for themselves, Matt's impressive diorama does bear a quick explanation. This piece is actually a music box of sorts; as the melancholy chimes play out, the diorama rotates to reveal both the glorious start and tragic end of a knight's quest.








Matteo Murelli  
Warhammer Monster







 Rémy Tremblay  
Diorama







Vincent Hudon  
Warhammer 40,000 Vehicle




Kyle Morgan  
Warhammer 40,000 Monster





 Rubén Martínez  
Duel



### Golden Demon 2012

This year's Golden Demon will be taking place in seven different countries – Spain, USA, Germany, Australia, UK, Italy and France. If you'd like to have a go at winning a Golden Demon statuette, or even holding the Slayer Sword aloft, then visit [games-workshop.com](http://games-workshop.com) for full details on the categories and how to enter.



# VAMPIRE COUNTS GALLERY

One thing we noticed when looking through last year's Golden Demon winners was just how many Vampire Counts models there were, so we thought we'd put together a showcase of some of the best.



Sebastian Archer  
Gold in Warhammer  
Single Miniature



Jesse Rockwood  
Silver in Warhammer  
Single Miniature



Mike Anderson  
Silver in the  
Open Category





 Mirko Cavalloni  
Gold in Warhammer Single Miniature



 Steve Party  
Gold in the  
Open Category




 Andrea Ottolini  
Gold in Warhammer Regiment



# THE LORD OF THE RINGS STRATEGY BATTLE GAME

On the next page, four intrepid hobbyists start new armies for The Lord of the Rings Strategy Battle Game. If you're inspired to do the same, here is a selection of the products that will help you get started in the hobby.



**The Lord of the Rings Rulebook**  
This hefty tome features the complete set of rules and dozens of character profiles for playing the game.

£35, €50, 350dkr,  
440skr/nkr, 350rmb, 175zł



## Plastic Box Sets

There are loads of plastic box sets available for The Lord of the Rings, each one containing the Warriors that form the building blocks for your warbands.



**Mines of Moria boxed set**  
With a host of Moria Goblins and the Fellowship of the Ring inside, this box is the perfect way to start.

£51.25, €65, 500dkr,  
630skr/nkr, 500rmb, 250zł

FOR THE FULL THE LORD OF THE RINGS RANGE VISIT THE WEBSITE:

# WWW.GAMES-WORKSHOP.COM



# THE LORD OF THE RINGS

## STRATEGY BATTLE GAME

# A TALE OF FOUR GAMERS

It's back! One of White Dwarf's most popular series returns at last. Having covered Warhammer and Warhammer 40,000 in years gone past, it's now the turn of The Lord of the Rings. This month sees four new intrepid gamers begin their tale...

**A** Tale of Four Gamers: The Lord of the Rings edition kicks off this month.

For our newer readers to whom this name might not mean anything, A Tale of Four Gamers follows the painting lives and battlefield successes of a group of gamers as they start a new army. Over the next few months, each gamer will be challenged to gradually build and paint their armies whilst competing against one another both on and off the battlefield in a series of friendly contests (*Or so we would have them think – Ed*). These will range from a round-robin gaming league to a two-on-two, Good versus Evil battle report. Our gamers will be judged on their performance in each challenge and given points accordingly. At the end of the series, the gamer with the most points accrued will be declared the overall winner and earn full bragging rights for years to come.

Each month, you will be offered a ringside seat to witness the fast, fun and furious story of our four gamers as events unfold. This is a window into the lives of fellow hobbyists – what sort of army they collect, how quickly they paint and how well they play. Watch as each army expands with new additions and see how it performs on the battlefield.

We chose four enthusiastic staff from around Games Workshop's head office in Nottingham who would be willing to lay their reputations on the line and start a new army of their choice for The Lord of the Rings. Each gamer had their own individual reasons for taking up the challenge as they will explain over the next few pages. Our motley crew consists of: White Dwarf's resident The Lord of the Rings expert Simon Grant; hobby hero and Warhammer World Events guru Nick Bayton; the web team's aficionado of all things Middle-earth, Dominic Murray; and budding evil genius Dan Harden who writes Games Workshop's What's New Today blog on the website.

The first month's challenge sees each of our gamers aiming to paint two warbands to start off their army (see the box out below for the full details). Next month, we will set them the task of expanding their collection into a 500 point army list and playing their first game with it. Who will live up to the challenge, and will anyone fall by the wayside in ignominy? Only time will tell...

A Tale of Four Gamers also lends itself to other possibilities. Have you ever wanted to start a new army, but need a little motivation from friends or peers? Perhaps you simply prefer to rise to the challenge and respond better to painting deadlines? If you think you're up to the challenge, why not join in at home? Using the release day of each month's White Dwarf as your own deadline, grab some like-minded gaming buddies, pick an army you'd like to start adding to each month and away you go!

But for now, this is the tale of our four gamers, so without further delay, we'll hand over to them to introduce themselves and show us how they got on.

### Joining in at Home

If you want to join in A Tale of Four Gamers at home, it couldn't be easier. We will print the rules for each month's challenge every issue so you can work out your score to compare how you got on against your mates and our own plucky foursome.

Remember that the What's New Today blog team are always after some great pictures of miniatures to show off on the website. If you fancy having a go at your own A Tale of Four Gamers: The Lord of the Rings, send in your photos to the address below: [whatsnewtoday@games-workshop.co.uk](mailto:whatsnewtoday@games-workshop.co.uk)

### MONTH ONE CHALLENGE:

**Paint two complete warbands selected from a single army list featured in one of the sourcebooks. This must include:**

- *Your army leader.*
- *A minimum number of six models in each warband.*

**Points will be awarded as follows:**

- |  |                 |
|--|-----------------|
| • <i>Each Hero painted on time:</i>  | <b>+1 point</b> |
| • <i>Each minimum Warband painted on time:</i>   | <b>+1 point</b> |
| • <i>If your Warband includes 12 infantry models or 6 cavalry models, (must still be painted on time):</i> | <b>+1 point</b> |

**Maximum points on offer this month:**

**6 points**



# THÉODEN'S ROYAL HOST



*Despite managing a young pair of Hobbits at home, Dom always seems to find time to get some hobby done, though he paints his miniatures in a wildly sporadic order. As well as a Gondor army, Dom also has a Space Wolves and an Empire army.*

*Dom already has a painted army of Gondor. A new Rohan army will complement it perfectly.*

A self-confessed 'hobby butterfly', Dom Murray flitters from painting project to project. Quite how we persuaded him to dedicate several months of his hobby time towards this series we're still unsure, but he seems to be taking it seriously so far.

**Dom:** To be honest, it's all about the models. Whenever I choose a new army I always defer to what miniatures excite me, which is the reason I went for Rohan. The range of miniatures is excellent, and they contain some fantastic Heroes and Warriors. The other major contributing factor is the movie trilogy. The siege of Helm's Deep is a great set-piece and the charge of the Rohirrim at the Battle of the Pelennor Fields is awesome. There's something majestic about so many cavalymen charging at the enemy, and if I could replicate a fraction of that imagery I'd be a very happy wargamer indeed.

So back to the army. The new warbands rules provide a really simple framework for choosing an army. Clearly, Théoden will be my leader, ably protected by his Royal Guard. Under him will be a selection of captains, starting with Erkenbrand and his Red Shields. In subsequent months I'll be adding more warbands to build a true muster of Rohan.

The new warband rules also gave me the opportunity to add some diversity to my army. I enjoy adding some character to a force and, as Rohan is a very regional army, there's scope to paint each warband to reflect the Hero that leads it. This will also make a pleasant change to my Gondor army, which is pretty much silver and black.

I've always struggled when painting armies. I get distracted, have brainwaves halfway through, or find other miniatures that suddenly hold more appeal. But when I realised I had to get an army finished or risk public shame I decided to do something about it. So, here's some advice for any painter of a similar disposition to myself:

## Have a Plan

Sit down and work out what the army will consist of, be it an army list or wish list.

## Stick to the Plan

Not as stupid as it sounds. Simply prioritise what order to paint in, and then paint it.







### Set some Goals

Try breaking down a large painting project into smaller chunks. I split my painting goals into warbands and made sure I painted for at least 30 minutes every day.

### Put on Background Music

Or listen to a Black Library audio drama for inspiration. Unlike with the TV, your eyes won't get distracted.

### Paint a Test Model

This will ensure that you're happy with the colour scheme and provides you with a finished model – an important factor, as it's easy to lose faith halfway through an army.

### Don't think. Paint!

Once you have a technique you like, stick to it religiously. Doing this on every model will speed up your painting enormously.

### An Army, not Individuals

When painting an army, you want to achieve a unified looking force. Sure, it's

nice to change the odd colour here or there, but there's no point wasting valuable painting time going crazy on basic models.

### Get the Paint in the Right Places

As long as you're neat, make good colour choices and finish the bases well, your army should look simply ace.

### Reward Yourself

Everyone needs an incentive. Paint a Hero every now and then as a treat – after finishing their warband, for example.

So that's it. I can't claim this all as my own; it's a combination of things I find useful as well as sage advice from a variety of quarters, but it certainly worked for me!

**"There's something majestic about so many cavalrymen charging at the enemy."**

### The Muster of Rohan Continues...

So, Month One is done. My new army is beginning to take shape, and the 500-point target for next month provides me the opportunity to expand the muster. What will I include? There are plenty of options, to be honest, from expanding my two current warbands up to 12 models apiece, to painting up some infantry, perhaps led by Grimbold of Grimslade. And the awesome new King's Huntsman model might just be too good a model not to paint. Decisions, decisions.

**MONTH 1 SCORE:**  
2 Heroes + 1 full warband

**4**



# ISENGARD UNLEASHED



Nick Bayton is a retired veteran of the Studio's Hobby Team and Events Coordinator at Warhammer World. Nick's enthusiasm is as relentless as the tide, and he claims to have painted more armies than we've had hot dinners. We don't doubt his word.

Having claimed the top spot at Warhammer World's Parade Day in 2011, Nick Bayton has been planning ways to retain his title this year. The new Uruk-hai army he has just started seems to be the perfect solution to his dilemma.

**Nick:** I have long had an affinity for the mighty Uruk-hai and already own a substantial host of Saruman's finest (see right). However, these guys were all Uruk-hai Warriors and I have wanted to paint some Scouts for a while now. Being invited to join A Tale of Four Gamers coincided nicely with my plans to paint a new host for an Armies on Parade board. That, and I'm never one to refuse a painting challenge.

I'm more of a painter than I am a gamer, but as much as painting is my favourite part of the hobby, that won't stop me from trying to make an army that's at least reasonably competitive – there are still points up for grabs for winning your games, after all! Simon and I have clashed at games of

The Lord of the Rings countless times over years, and I look forward to rekindling our old tabletop rivalry as our armies take shape. I confess that my record against him in battle isn't the best, but I'm still quietly confident. As fate would have it, one of the few times I have beaten him was at a Heroes of Middle-earth tournament, so I can win when it matters. Okay, I admit – he smashed my army to pieces but the game ended before he could claim enough objectives to win the scenario. Still, a win is a win and, more importantly, I get to wind him up about it all the time!

From the outset, winning the Parade Day at Warhammer World and qualifying for the Armies on Parade final has been at





Nick painted these Uruk-hai for our White Horse, White Hand article a few years back.



the forefront of my mind. At Games Day UK last year, my favourite Armies on Parade entries all had the same things in common – they were themed armies that were not only painted well and looked cool, but really matched their surroundings.

My idea is to recreate a diorama of the Uruk-hai's ambush of the Fellowship of the Ring at Amon Hen. The Uruk-hai Scouts will be making off with Merry and Pippin, pursued by the Three Hunters, with Boromir dying and Lurtz's arrows embedded in his chest. The entire army will therefore be made up of Uruk-hai Scouts.

One of the first things I noticed about how armies are selected – now consisting of multiple warbands led by Heroes – is how each warband is so much more distinctive. The consistency of each warband depends on the Heroes that lead them. This is particularly evident in the case of Heroes such as Mauhúr, as he allows you to upgrade some of your Uruk-hai Scouts to Marauders, who have an increased 8"/20cm move. I believe that how you theme your army selection and colour palette to distinguish each warband from each other is now more important than ever. In my army, Mauhúr and his Marauders all wear black armour to represent their role as hunters and raiders. Lurtz's warband, on the other hand, share their captain's tanned leathers and daubed symbol of the White Hand on their faces and helmets. This allowed me to make my warbands easily identifiable, despite them sharing many of the same models.

As much as armies for The Lord of the Rings now consist of any number of different warbands, it's important that you represent their individual themes and



Nick intends to retain his Armies on Parade title with his Uruk-hai.

heraldry without the army as a whole looking disjointed. The method I employed to avoid this problem to highlight every colour throughout the whole army with Kommando Khaki, even on the bases. This helped me to achieve a unified overall look to the army without having to sacrifice my choice of colour palette to distinguish the different warbands.

My plan over the next few months is to include Uglúk at the head of a dozen Feral Uruk-hai, who I like to think of as 'Scout Berserkers', and Vraskû leading a warband of Uruk-hai Scouts armed with Orc Bows. Looks like I'd better get painting.

### Colour Contrast

The Uruk-hai traditionally have deep, reddish skin tones beneath dark leathers or full plate armour. As much as I was happy with how my models looked, I chose to paint their bases with light colours as a contrast, even applying a light drybrush of Skull White as a final highlight. This helped to bring some brighter colours to what would otherwise be quite dark models.

**MONTH 1 SCORE:**  
2 Heroes + 2 full warbands

6



# BOROMIR'S TOWER GUARD



*Simon Grant is White Dwarf's resident The Lord of the Rings supremo. Believed to hail from the highlands of Lamedon, Simon owns more than a dozen different swords and apparently never leaves home without one. Consider that fair warning.*

**"A Knight of the White Tower will fit my army's theme of Boromir's elite."**

*A sign of things to come? Next month, the armies of Simon and Dan are set to collide in a 500-point challenge game.*

**Simon has kicked off his new army by painting a large collection of infantry selected from the Minas Tirith army list in the Kingdoms of Men sourcebook. No one was surprised to see his favourite Hero, Boromir, at the head of the army.**

**Simon:** Me? Miss out on the opportunity to paint a new army for The Lord of the Rings and play a bunch of games with it? Not a chance! I tried my own hand at A Tale of Four Gamers with some friends alongside the Warhammer and Warhammer 40,000 editions featured in the White Dwarfs of yesteryear. It's strange actually being one of the 'Four Gamers' directly involved this time around, and such a responsibility.

When I was asked which army I wanted to start, there was no doubt in my mind. I've owned a Gondor army since the release of the Return of the King many years ago, and it was the first army that I properly collected for The Lord of the Rings. But fielding the noble defenders of Minas Tirith in last month's battle report inspired me to revisit my aging army and give them the time and love they deserved. Unlike in the battle report, however, I won't have to make do without my beloved Boromir.

One of my favourite scenes from the Return of the King is Faramir's flashback featured in the extended version of the film, reminiscing the hard-fought victory over the forces of Mordor that attacked Osgiliath. In that fateful battle, Faramir's brave defenders were woefully outnumbered and, though they fought hard, it wasn't until Boromir arrived at the head of elite reinforcements

from Minas Tirith that the day was finally won. When I collected my original Gondor army, I had this theme firmly in mind, and this time around will be no exception. Boromir will therefore be my army leader, supported by a small cadre of some of Gondor's finest soldiery. Faramir and his Rangers will enter the picture as the army expands in the coming months.

With my army leader sorted, I needed to pick another Hero for my second warband. As much as I was initially tempted to include Faramir at this stage, I wanted his warband to consist entirely of Rangers. For that to be the case, I needed another full warband of 12 Warriors without bows to adhere to the 33% bow limit before I could include Faramir and his warband. I therefore had to look elsewhere for the moment. Anyone who read the Storming of Harlond battle report in last month's issue will know how well my Knight of the White Tower performed, even beheading a Great Beast of Gorgoroth in a single combat. As if that wasn't enough of a reason to include one, a Knight of the White Tower will also fit my army's theme of Boromir's elite reinforcements from Minas Tirith. Perfect.

Boromir's choice of warband was easy. As the commander of Gondor's armies, it made sense to have him lead the finest







soldiers of Minas Tirith, namely the Citadel Guard. Despite my Knight of the White Tower commanding a senior position within the Tower Guard, I didn't want to go too overboard on elite models, so I opted to have him lead some Warriors of Minas Tirith instead. As mentioned earlier, I had to make a point of not equipping any of them with bows, so went for a 50/50 split of models armed with swords and spears.

As my army was themed around a battle fought amid the ruins of Osgiliath, I wanted to give my models some appropriate bases. I decided to make tiles to represent the worn stonework of the paved streets in Osgiliath. Using thin sheets of plasticard and a Hobby Knife, I cut out hundreds of tile sections and glued them to the bases before trimming them to fit. I painted each base to match the white stone used in the Númenórean architecture so prevalent throughout the realm of Gondor. After this stage, I applied static grass in between some of the tiles to hint at the age-worn



*Boromir, Captain of the White Tower. This version of Boromir represents Denethor's firstborn at the peak of his powers.*

and unkempt nature of Osgiliath. It is a city in ruins, after all.

Having painted so much for this month's challenge, a quick tot-up of my burgeoning army's points value (445 to be precise), reveals that I won't need to add much next month to bump it up to the 500-point target. However, I still plan on painting Faramir and 12 Rangers next month and perhaps even more besides. As much as I'm a massive fan of using named Heroes in games of The Lord of the Rings, it's always nice to have a regular Captain or two in your collection as they're better suited to smaller games. If I can, I'll paint up a Captain and some more Warriors of Minas Tirith (with a banner and war horn). Tune in next month to see how I get on.

**MONTH 1 SCORE:**  
2 Heroes + 2 full warbands  
painted on time.

6



# THE IRON FIST OF THE ORC



Many of you will recognise Dan from the What's New Today blog. What you may not know is that he was spawned in a vast breeding pit in the darkest dungeons of Barad-dûr and dresses up as a Ringwraith when he thinks no-one is looking. Creepy.

By Sauron's command, Dan Harden has been building an army worthy of Mordor. Well, he's been trying anyway. Refurbishing his house has apparently drawn much of Dan's attention away from this worthy task, but we'll let him make his own excuses.

**Dan:** When I was first invited to partake in A Tale of Four Gamers, I was initially quite unsure whether to join in – I've never been one to paint to deadlines, nor do I often paint armies, preferring to stick to character models and one-off conversions. But then Simon mentioned who was taking part and the deal was sealed – having worked with both Nick and Simon in the past, and currently with Dom, this seemed like a great opportunity to catch up with old acquaintances and have a bit of fun.

As the last to join the group, I found that my favourite army – the Fortress of Isengard, had already been claimed by Nick, who was already painting Uruk-hai at an alarmingly fast rate. With Simon taking Gondor and Dom fielding Rohan, there was only one logical choice left to take – the last of the big four, and some would say the greatest army in

Middle-earth – Mordor. After all, there is no war without Mordor!

I knew that I wanted a powerful named character to lead my army, but rather than opt for a Ringwraith, I chose one of their favoured servants instead – Gothmog, the Castellan of Minas Morgul. In my mind he truly represents the rank and file of Mordor – he's not a powerful Ringwraith, but an Orc, albeit a really ugly one, even by Orcish standards. I also find the Orc with the skull strapped to his head massively amusing (the one who shouts 'Catapults!' very enthusiastically), and right from the start I knew he would make an appearance in my army at some point, possibly even with a catapult in tow.

So, where to start? Well Gothmog commanded the Orc hordes during the War of the Ring, but he was also involved in the assault on Osgiliath the year before.



Dan's War of the Ring army was featured back in January's issue. Nick managed to beat him at Warhammer World's Parade Day last year, but can he do so again in 2012?



Of the two events, the first was infinitely more successful for Gothmog (*He survived, for starters – Ed*), where he masterminded an attack that was only thwarted by the late arrival of Boromir and his reinforcements. So it was that I chose to theme my army around the ancient capital of Gondor. Coincidentally, Simon did exactly the same thing, which made for some great rivalry between us right from the start. We also both decided to put tiles on the bases of our miniatures to represent the city streets. While Simon went through the painstaking process of cutting out individual tiles from plasticard, I went through the equally painstaking process of sculpting them all from Green Stuff. But my main reason for doing this was to give the normally dark army of Mordor a little extra colour.

My first warband, led by Gothmog, was a small group of Morannon Orcs – some of the hardest, most brutal Orcs in the Mordor army. And they're slightly more courageous than normal Orcs, which will be useful when Boromir starts tooting his

horn all over Osgiliath. While most of the other guys built full warbands in the first month, I only managed to get six Orcs done to follow Gothmog – sometimes decorating your home has to take priority over painting miniatures (though hopefully not for much longer, I'm getting sick of painting walls).

While Morannon Orcs are pretty hard, the Black Guard of Barad-dûr are even nastier. Not only are they awesome miniatures, but their rules are terrifying. With a Strength of 5 (yes, 5!), they should be able to crunch their way through Men of Gondor and Rohan with ease. Again, I only managed to get a few painted this month, but I'm working on the rest to go in my 500-point army along with the rest of the Morannon Orcs and a Mordor Troll. Next month, the army of Mordor marches to war!

**"This seemed like a great opportunity to catch up with old acquaintances."**

#### NEXT MONTH:

The stakes are raised as each army increases to 500 points. As if that wasn't enough, there's the minor detail of each army taking part in its first game! Things are starting to hot up...

**MONTH 1 SCORE:**  
2 Heroes + 1 warband.

**3**





# ARMIES ON PARADE™

## CHRISTIAN BYRNE'S OGRE ARMY

Christian is a consummate painter who's had numerous armies featured in *White Dwarf* over the last few years. You can see his fantastic Empire army in WD374.

**Christian:** After painting up my Empire army, I needed a new project and the Ogres were perfect as I fancied painting something big and bulky after all those fragile humies. Originally this was simply going to be my next project, but it quickly morphed into a full-blown Army on Parade as soon as I got hold of a *Realm of Battle*. I like to plan my army from scratch so I designed a 2000-point force and then set out to paint it. I wanted to use orange in the army as it's a colour you don't often see, viewing it as a challenge to incorporate it without it looking garish. So trousers and banners were all painted up accordingly with complementary fleshy skin tones and lots of rust on weapons and armour. I added the occasional flash of blue verdigris to contrast with all the warm tones.

Armies on Parade is a chance for hobbyists to paint an army, display it on a 2'x 2' board and proudly show it off at their local Hobby Centre's Parade Day. Everyone in the store will be able to vote on their favourite entrant, and the winner will go on to represent their Hobby Centre at Games Day where the ultimate champion will be crowned.







**Above:** Christian's Stonehorn is painted in brown tones whilst the horns are mottled grey to represent actual rock.

**Right:** The Ogre Tyrant is armed with two massive, rusty weapons.





# THE LORD OF THE RINGS STRATEGY BATTLE GAME

## DOUBLES WEEKEND 2012



Join with a partner and play 6 exciting games of The Lord of the Rings  
as you battle it out to become Champions of Middle-earth!

Experience everything Warhammer World has to offer while indulging yourselves  
in a whole weekend's-worth of playing your favourite game!

### 16th–17th June 2012, Warhammer World, Nottingham

#### What will you need to attend?

- Two fully painted and based 1000 point The Lord of the Rings armies between you, chosen using the standard army selection rules.
- A copy of The Lord of the Rings rulebook and your relevant Army Sourcebook, as well as dice, templates and a tape measure.
- Travel and accommodation for the weekend.
- The Event Rules Pack and Warhammer World Events Guide. These are available to download from [www.games-workshop.com](http://www.games-workshop.com) via the Warhammer World section.
- Players must be aged 12 or over (players aged 12-15 must be accompanied by an adult).
- For any further information regarding the event, e-mail us at [whworldevents@games-workshop.co.uk](mailto:whworldevents@games-workshop.co.uk), or call us on 0115 9004994.

#### What does the ticket cover?

- 6 great games of The Lord of the Rings over the weekend!
- Lunch on Saturday and Sunday, and an evening meal on Saturday.
- Early registration between 18:00-20:00 on Friday night, and open gaming until 22:00.
- Organised entertainment on Saturday evening.
- Access to all of Warhammer World's facilities, including the Miniatures Hall.
- Tickets cost £90 per team and are available from [www.games-workshop.com](http://www.games-workshop.com).

**Tickets go on sale 7th March 2012, available from [www.games-workshop.com](http://www.games-workshop.com)**





# STORE FINDER

**Hobby Centres are Games Workshop's own retail outlets. Each store provides gaming and painting facilities and is staffed by expert hobbyists.**

## Full range of products

All our Hobby Centres stock a full range of Warhammer 40,000, Warhammer and The Lord of The Rings games and models as well as all the hobby materials you need to collect, build and paint your armies.

## In-store order point

All our Hobby Centres also have a webstore order point through which you can choose from our entire range of Citadel miniatures, including the Specialist Games and Collectors ranges and the ever-expanding range of Bitz Packs which allow you to further customise and add character to your armies.

What's more, if you have your order sent to your local Hobby Centre, we'll send it POST FREE!

## Free painting & modelling advice

No matter what your level of painting or modelling skill, if you spend 30 minutes with one of our members of staff you will see those skills improved and might find out something you never knew.

## Free gaming & tactics advice

All our staff are experienced gamers (after all it's what they do for a living!). They can give you sound tactical advice, help you build battle-winning armies and clear up most of your rules queries.

## Free Beginners programme

Our special Beginners programme teaches you how to play and helps you take your first steps into the Games Workshop hobby. All you need to do is come along.

## OPENING TIMES

Games Workshop stores can be found up and down the land, in cities and towns, on high streets and in shopping centres. Consequently, the opening hours of individual stores may vary greatly.

We therefore recommend you contact the relevant store for individual opening times before visiting.

You can find your local store's details online with our Store Finder:

[www.games-workshop.com](http://www.games-workshop.com)

## GAMES WORKSHOP INDEPENDENT STOCKISTS

**Games Workshop Independent Stockists are official sellers of Games Workshop games and hobby products.**

### IN YOUR LOCAL AREA

With over 2000 locations worldwide there is never a stockist very far away, making them perfect for that quick resupply or hobby need.

### MOST POPULAR STOCK LINES

Independent Stockists carry our most popular products, so you're more likely to find exactly what you're looking for!

**Games Workshop products are sold by a large number of shops in many different countries across the world.**

### IN THIS DIRECTORY

Full listings of all the stores that sell Games Workshop products across the UK, parts of Europe, South America, South Africa, the Middle East and Far East.

### AROUND THE WORLD

If you're unsure where your nearest stockist is located, anywhere in the world, call Customer Services on: +44 (0) 115 91 40000



## GAMES WORKSHOP PREMIUM STORES

Games Workshop Premium Stores are a select group of independent retailers located across the UK and Europe that offer a 'complete hobby experience', more akin to a GW Hobby Centre than a traditional independent stockist.

- Premium Stores offer a wide range of Games Workshop products.
- They also offer a Mail Order service giving you access to the entire Games Workshop range.
- The knowledgeable staff of these stores offer painting and modelling lessons and can help devise killer tactics for your armies.
- Premium Stores also have a number of gaming tables to hold in-store tournaments, bespoke mega battles or general open-play gaming.

**Check out the full store listings to find your local Premium Store!**

*If you are an independent retailer and you think you could be our next Premium Store, then why not give us a call?*

**FOR MORE INFORMATION, CALL: 08700 134411**



# STORE LISTING

## February 2012

### AVON

**GW BRISTOL:**  
33b Wine Street,  
BS1 2BQ Tel: 0117 925 1533  
facebook.com/GWBRistol

**GW BRISTOL (CRIBBS CAUSEWAY):**  
Unit 129, The Mall,  
BS34 5LP Tel: 0117 959 2520  
facebook.com/GWCRibbsCauseway

**BRISTOL, Antics Model Shop:**  
BS1 3DP Tel: 0117 923 7444

**BRISTOL, Area 51:**  
BS7 8BA Tel: 0117 924 6655

**BRISTOL, Cut and Throat Wargaming:**  
BS2 6EJ Tel: 0117 320 0201

**CRIBBS CAUSEWAY, HobbyCraft:**  
BS34 5TS Tel: 0845 051 6524

### BEDFORDSHIRE

**GW BEDFORD:**  
10 Greyfriars,  
MK40 1HP Tel: 0123 427 3663  
facebook.com/GWBedford

**BEDFORD, Close Encounters:**  
MK40 1PW Tel: 01234 270777

**DUNSTABLE, Parallel Worlds:**  
LU5 4NP Tel: 01582 660 200

**HARPENDEN, Lorna's:**  
AL5 1EA Tel: 01582 749 204

**LEIGHTON BUZZARD, 8 Model Shop:**  
LU7 1EA Tel: 01525 373357

### BERKSHIRE

**GW MAIDENHEAD:**  
1 Kingsway Chambers, King Street,  
SL6 1EE Tel: 01628 863 1747  
facebook.com/GWMAidenhead

**GW NEWBURY:**  
114 Bartholomew Street,  
RG14 5DT Tel: 0163 540 348  
facebook.com/GWNewbury

**GW READING:**  
29 Oxford Road,  
RG1 7QA Tel: 0118 959 8693  
facebook.com/GWReading

**GW WINDSOR:**  
Unit 3, 6 George V Place,  
SL4 1QP Tel: 01753 861087  
facebook.com/GWWindSOR

**HENLEY ON THAMES, Henley Model Miniatures:**  
RG9 1AG Tel: 01491 572684

**READING, HobbyCraft:**  
RG1 3HS Tel: 0845 051 6532

**SLough, Warlord Workshops:**  
SL3 4GQ Tel: 01753 894 371

**WINDSOR, WJ Daniels:**  
SL4 1DP Tel: 01753 862106

### BIRMINGHAM AREA

**GW BIRMINGHAM:**  
36 Priory Queensway,  
B4 7LA Tel: 0121 233 4840  
facebook.com/GWBirmingham

**GW DUDLEY:**  
Unit 36, Merry Hill Centre,  
DY5 1SP Tel: 0138 448 1818  
facebook.com/GWDudley

**GW SOLIHULL:**  
690 Warwick Road,  
B91 3DX Tel: 0121 705 7997  
facebook.com/GWSolihull

**GW SUTTON COLDFIELD:**  
16 Birmingham Road,  
B72 1QQ Tel: 0121 354 3174  
facebook.com/GWSuttonColdfield

**GW WALSALE:**  
Unit 26, Old Square Shopping Centre,  
WS1 1QF Tel: 0192 272 5207  
facebook.com/GWWSale

**GW WOLVERHAMPTON:**  
9 King Street,  
WV1 1ST Tel: 0190 231 0466  
facebook.com/GWVolverhampton

**BIRMINGHAM, Console Games:**  
B45 0LD Tel: 0121 457 7736

**KIDDERMINSTER, TJ Models:**  
DY10 2DP Tel: 01562 747002

### BUCKINGHAMSHIRE

**GW AYLESBURY:**  
6 Market Street,  
HP20 2PN Tel: 01296 429 703  
facebook.com/GWAylesbury

**GW HIGH WYCOMBE:**  
No 55 Eden Walk Gallery, Eden,  
HP11 1BR Tel: 0149 453 1494  
facebook.com/GWHighWycombe

**GW MILTON KEYNES:**  
Unit 2, 502 Silbury Boulevard,  
MK9 2AD Tel: 0190 869 0477  
facebook.com/GWMiltonKeynes

**CHESHAM, Harvey Johns:**  
HP5 1EP Tel: 01494 782161

**CERRARDS CROSS, Howard Marshall:**  
SL9 8ES Tel: 01753 882952

**HAZELMER, Childs Toys:**  
HP15 7AA Tel: 01494 711 425

**MILTON KEYNES, HobbyCraft:**  
MK13 6PL Tel: 0845 051 6544

### CAMBRIDGESHIRE

**GW CAMBRIDGE:**  
34 Regent Street,  
CB2 1DP Tel: 01223 331 3350  
facebook.com/GamesWorkshopCambridge

**GW PETERBOROUGH:**  
3 Wentworth Street,  
PE1 1DH Tel: 01733 890 052  
facebook.com/GWPeterborough

**CAMBRIDGE, Cambridge Toy Shop:**  
CB1 1PA Tel: 01223 309 010

**ELY, City Centre:**  
CB7 4PB Tel: 01353 663131

**EYNESBURY, Wheelers:**  
PE19 2TA Tel: 01489 476529

**HUNTINGTON, Niche Comics:**  
PE29 3TF Tel: 01480 352 307

**MARCH, The Toy Box:**  
PE15 8LR Tel: 01354 658 051

**PETERBOROUGH, The Rift:**  
PE1 1EL Tel: 01733 341007

**WISBECH, Prams & Toys:**  
PE13 1BA Tel: 01945 584142

### CHANNEL ISLANDS

**JERSEY, ST. HELIER, The Little Shop:**  
JE2 3NT Tel: 01534 601925

**GUERNSEY, ST. PETERS PORT, Carouse:**  
GY1 1LB Tel: 01481 721721

### CHESHIRE

**GW CHESTER:**  
112 Foregate Street,  
CH1 1HB Tel: 0124 431 1967  
facebook.com/GWCheshire

**GW CREWE:**  
8 Market Street,  
CW1 2EG Tel: 01270 216903  
facebook.com/GWCrewe

**GW MACCLESFIELD:**  
31 Church Street,  
SK11 6LB Tel: 0162 561 9020  
facebook.com/GWMacclesfield

**GW STOCKPORT:**  
32 Mersey Square,  
SK1 1RA Tel: 0161 474 1443  
facebook.com/GWStockport

**GW WARRINGTON:**  
Unit 20, Bank Street, Time Square,  
WA1 2AP Tel: 0192 565 1984  
facebook.com/GWarrington

**BRIDGEMERE, HobbyCraft:**  
WS5 7QB Tel: 0845 051 6537

**CHESTER, HobbyCraft:**  
CH1 4BY Tel: 0845 051 6546

**CONGLETON, Colours and Crafts:**  
CW12 1EE Tel: 01260 272711

**ELLESMEY PORT, D&A Models:**  
CH65 8DA Tel: 0151355949

**NORTHWICH, Level 1:**  
CW9 5AE Tel: 01606 45053

**NORTHWICH, The Model Shop:**  
CW9 5EA Tel: 01606 47740

**STOCKPORT, Goslings Toymaster:**  
SK6 6AW Tel: 01614 272099

**STOCKPORT, HobbyCraft:**  
SK1 2NH Tel: 0845 051 6530

**WARRINGTON, HobbyCraft:**  
WA2 8TP Tel: 0845 051 6541

**WIDNES, Widnes Model and Craft Centre:**  
WA8 6AZ Tel: 01514 228043

### CLEVELAND

**GW MIDDLESBROUGH:**  
Unit 33, 39 Dundas Street,  
TS1 1HR Tel: 0164 225 4091  
facebook.com/GWMiddlesbrough

**BILLINGHAM, W. Boyes & Co Ltd:**  
TS23 2NJ Tel: 01642 551 051

**GUISBOROUGH, Road Flag Ltd:**  
TS14 6BN Tel: 01287 637777

**HARTLEPOOL, Chips:**  
TS26 9HU Tel: 01429 869000

**NORMANBY, PC Tech:**  
TS6 0LT Tel: 01642 481888

**REDCAR, PC Tech:**  
TS10 3DL Tel: 01642 461010

**STOCKTON ON TEES, Hobbies R U2:**  
TS10 1PL Tel: 01642 535107

**STOCKTON ON TEES, Minatur Games:**  
TS10 1RD Tel: 01642 679 666

### CORNWALL

**GW TRURO:**  
Unit 1, Bridge House, New Bridge Street,  
TR1 2AA Tel: 0187 232 0047  
facebook.com/GWTruro

**BODMIN, Brickells:**  
PL31 2HL Tel: 01202 77088

**CALLINGTON, GMS @ Simphee's:**  
PL17 7AN Tel: 01579 383900

**FALMOUTH, Kernow Toymaster:**  
TR11 3JD Tel: 01326 312 571

**HAYLE, Bletwets of Hayle:**  
TR27 4BQ Tel: 01736 753 012

**LAUNCESTON, Gamezone Models:**  
PL15 9DY Tel: 01566 737487

**LISKEARD, Trago Mills:**  
PL14 6BY Tel: 01729 348877

**PENZANCE, Newlyn Post Office:**  
TR18 5HL Tel: 01736 364592

**REDRUTH, Barb's Lil Shop:**  
TR15 2AU Tel: 01799 586 934

**ST AUSTELL, Mad for Miniatures:**  
PL25 3QB Tel: 01737 72359

**ST IVES, Dragon's Hoard:**  
TR26 2DS Tel: 01736 798484

**WADEBRIDGE, Brickells Toys & Nursey:**  
PL27 7DD Tel: 01208 812615

### COUNTY DURHAM

**GW DURHAM:**  
64 North Road,  
DH1 4SQ Tel: 0191 374 1062  
facebook.com/GWDurham

**GW DARLINGTON:**  
73 Alncliffe,  
DL3 7LX Tel: 0132 538 2463  
facebook.com/GWDarlington

**BISHOP AUCLAND, Windsock Models:**  
DL14 7PF Tel: 01388 609 766

**CHESTER LE STREET, Chips:**  
DH3 3BJ Tel: 01642 227348

**CONSETT, Chips:**  
DH8 5LA Tel: 01642 227348

**DARLINGTON, Lamb's:**  
DL3 9EP Tel: 01325 466042

**SEAHA, Games of War:**  
S47 9JL Tel: 01915 817 118

**STOCKTON ON TEES, HobbyCraft:**  
TS17 7BW Tel: 0845 051 6559

### CUMBRIA

**GW CARLISLE:**  
Unit 2, Earls Lane,  
CA1 1DP Tel: 0122 859 8216  
facebook.com/GWCarlisle

**GW KENDAL:**  
Units 4 & 5, Blackhall Yard,  
LA9 4LU Tel: 01539 722211  
facebook.com/GWKendal

**BARROW-IN-FURNESS, Heaths:**  
LA14 1JE Tel: 01229 820 435

**BOWNESS-ON-WINDERMERE, Ernest Atkinson & Sons:**  
LA23 3AP Tel: 01539 443 047

**BRAMPTON, Hadrian's Hobbies:**  
CA8 1NV Tel: 07962 177 904

**WORKINGTON, The Toy Shop:**  
CA13 4LU Tel: 01909 825855

**KENDAL, Airs of Kendal:**  
LA9 4RA Tel: 01539 720 781

**PENRITH, Harpers Cycles:**  
CA11 7PG Tel: 01768 864 475

**WORKINGTON, Toy Town:**  
CA14 1NQ Tel: 01909 873 322

### DERBYSHIRE

**GW CHESTERFIELD:**  
21 Knivesmillgate,  
S40 1BL Tel: 01246 271118  
facebook.com/GWChesterfield

**GW DERBY:**  
42 Sadler Gate,  
DE1 3NR Tel: 0133 237 1657  
facebook.com/GWDerby

**ASHBOURNE, The Oldards Toy Shop:**  
DE6 1GG Tel: 01335 345115

**BUXTON, Knowles Toys and Models:**  
SK17 6Y Tel: 01298 24203

**CHESTERFIELD, Midland Co-op:**  
S40 1UN Tel: 01246 220 200

**DERBY, Tokyo Otaku:**  
DE1 2DR Tel: 01322 311551

**DERBY, Toy Planet:**  
DE1 2PQ Tel: 01332 347734

**GLOSSOP, Wain Services:**  
SK13 7AB Tel: 01457 853 548

**ILKESTON, Midland Co-op:**  
DE7 5SC Tel: 01359 327 777

**MATLOCK, Shaves:**  
DE4 3AQ Tel: 01629 582 482

**RIPLEY, Chimera Leisure:**  
DE5 3BU Tel: 01773 747849

**STANLEY COMMON, Oakfield Farm:**  
DE7 6PF Tel: 07909 534912

### DEVON

**GW BARNSTAPLE:**  
8 Queens House, Queen Street,  
EX2 8JH Tel: 01317 859115  
facebook.com/GWBarnstaple

**GW EXETER:**  
31a Sidwell Street,  
EX4 6NN Tel: 0139 249 0305  
facebook.com/GWExeter

**GW PLYMOUTH:**  
12 Market Street,  
TQ1 3AQ Tel: 0180 320 1036  
facebook.com/GWPlymouth

**GW TORQUAY:**  
22 Market Street,  
TQ1 3AQ Tel: 0180 320 1036  
facebook.com/GWTorquay

**BRIXHAM, Mainly Miniatures:**  
EX3 8EJ Tel: 01803 882 555

**CULLOMPTON, Nanna's Toy Chest:**  
EX15 1LB Tel: 01884 839317

**DARTMOUTH, WG Pillar & Co:**  
TQ6 9AB Tel: 01803 840 073

**EXETER, Khaos Games Ltd:**  
EX4 4AX Tel: 01392 670 022

**EXMOUTH, Collett's Model Trains:**  
EX8 1HL Tel: 07885 988578

**HONITON, Pressplay:**  
EX14 1PG Tel: 01404 549612

**KINGSBRIDGE, The Trading Post:**  
TQ7 1PG Tel: 01548 852 923

**NEWTON ABBOT, Trago Mills:**  
TQ12 6JD Tel: 01626 821111

**OKHAMPTON, Kinderbox:**  
EX20 1AW Tel: 01817 659950

**PAIGNTON, Paignton Model Shop:**  
TQ4 5BY Tel: 01803 555882

**PLYMOUTH, Antics Model Shop:**  
PL1 1DU Tel: 01752 221 051

**PLYMOUTH, Giants Lair:**  
PL4 6ST Tel: 01753 120 975

**PLYMPTON, Nimrod Models:**  
PL7 2AL Tel: 01752 511999

**SIDMOUTH, Gliddons Toymaster:**  
EX10 8LZ Tel: 01395516695

**STIBBS CROSS, Quorum Games:**  
EX28 9LQ Tel: 01803 480 073

**TAIVISTOCK, Kaleidoscope:**  
PL19 0HE Tel: 01822 615 236

**TAIVISTOCK, Games and Computers:**  
PL19 0DO Tel: 01822 616288

**TEIGNMOUTH, Jackmans Toybox:**  
TQ14 8EA Tel: 01626 788755

**TEIGNMOUTH, M. Cubed:**  
TQ14 8PE Tel: 01626 879995

**TIVERTON, Banbury's:**  
EX16 6QD Tel: 01884 252627

**TORRINGTON, Toyzone:**  
EX38 8HQ Tel: 01805 624 790

## STORE FINDER KEY

**GAMES WORKSHOP HOBBY CENTRE**  
(\*) These Hobby Centres are closed on Mondays and Tuesdays.

**PREMIUM STORE**  
Stocks most of the product range.\*

**NEW STORE OPENING**  
Indicates new stockists.

\* To be sure they have what you want in stock, we recommend calling the store first.

### TOTNES, Finishing Touches:

TQ9 5RW Tel: 01803 862244

### DORSET

**GW BOURNEMOUTH:**  
85 Commercial Road,  
BH2 5RT Tel: 01202 319 292  
facebook.com/GWBournemouth

**GW POOLE:**  
Unit 12 Towngate Centre,  
BH15 1ER Tel: 0120 268 5634  
facebook.com/GWPoole

**BLANDFORD, Inspirations:**  
D11 7PA Tel: 01258 480999

**BOURNEMOUTH, HobbyCraft:**  
BH22 9DJ Tel: 0845 051 6520

**BRIDPORT, Frosts Toymaster:**  
DT4 3QP Tel: 01392 423 271

**CHRISTCHURCH, Simple Miniature Games:**  
BH23 1EB Tel: 01202 489721

**DORCHESTER, Dorchester Toys:**  
DT1 1BY Tel: 01305 261 152

**SHAFTSBURY, The Toy Box Dorset Ltd:**  
SP6 4LE Tel: 01752 613949

**SHERBOURNE, The Corner House:**  
DT9 3LL Tel: 01935 815 615

**SHERBOURNE, The Toy Barn:**  
DT9 4JX Tel: 01935 815 040

**SWANAGE, Leonard's:**  
PO19 1BT Tel: 01292 426096

**WIMBORNE, Howley's Toymaster:**  
DT4 8HQ Tel: 01305 779255

**WIMBORNE MINSTER, Riverside Toys:**  
BH21 1LN Tel: 01202 881754

### ESSEX

**GW CHELMSFORD:**  
Unit 4C, The Meadows Centre,  
CM2 6TD Tel: 0124 549 0048  
facebook.com/GWChelmsford

**GW COLCHESTER:**  
2 Short Wyre Street,  
CO1 1LN Tel: 0120 676 7279  
facebook.com/GWColchester

**GW THURROCK:**  
12 Southchurch Road,  
SS1 2NE Tel: 0170 246 1251  
facebook.com/GWThurrock

**GW SOUTHEND:**  
Unit 151B, Level 3, Lakeside Shopping Centre,  
RM20 2ZJ Tel: 0170 886 7133  
facebook.com/GWSouthend

**GW HARLOW, Marquee Models:**  
CM20 1XS Tel: 01279 423 334

**BASILDON, HobbyCraft:**  
SS14 1WP Tel: 0845 051 6536

**BASILDON, Xlounge Gaming Ltd:**  
W18 4ND Tel: 01268 293 491

**BILLERICAY, Toys N Tucks:**  
CM12 9YB Tel: 01372 650444

**BRAINTREE, Kidzone Toys:**  
CM7 3YA Tel: 01375 554 793

**BRAINTREE, Games Cellar:**  
CM7 3QY Tel: 01375 552755

**BRENTWOOD, B&M Cycles:**  
CM14 4BG Tel: 01277 214 342

**CHADWELL HEATH, Atomic Comics:**  
RM6 4AH Tel: 02085 978 547

**CHELMSFORD, HobbyCraft:**  
CM4 6XE Tel: 0845 051 6572

**CLACTON ON SEA, Clacton Art & Craft Centre:**  
CO15 1JA Tel: 01255 436 346

**COLCHESTER, ATK Gaming:**  
CO4 5EG Tel: 01206 756300

**HARLOW, HobbyCraft:**  
CM20 2DA Tel: 0845 051 6565

**HORNCHURCH, Tole Haven:**  
RM12 4TN Tel: 01708 473051

**LEIGH ON SEA, Calver Books:**  
SS9 3NH Tel: 01159 382 111

**MALDON, Colin Bliss Models:**  
CM9 5BZ Tel: 01621 851 327

**RAYLEIGH, Toys N Tucks:**  
SS6 7EW Tel: 01268 775 501

**RAYLEIGH, Gamerz Nexus:**  
SS6 7TH Tel: 07875 957306

**SAFFRON WALDEN, Game On:**  
CB10 1AX Tel: 01799 506 022

**SOUTHEND ON SEA, Wayland Games:**  
SS2 5SJ Tel: 01702 668750

**WESTCLIFFE ON SEA, Argosy Toys:**  
SS0 9JJ Tel: 01702 346 886

### GLOUCESTERSHIRE

**GW CHELTENHAM:**  
16 Pittville Street,  
GL2 2JL Tel: 0124 222 8419  
facebook.com/GWCheltenham

**GW GLOUCESTER:**  
35 Clarence Street,  
GL1 1EA Tel: 0145 250 5033  
facebook.com/GWGlooucester

**BOURTON ON THE WATER, Bourton Model Railway:**  
GL54 2AN Tel: 01468 655 246

**CIRENCESTER, Crocodile Toys:**  
GL7 2PR Tel: 01285 856 050

**GLOUCESTER, HobbyCraft:**  
GL1 5SF Tel: 0845 051 6522

**MORETON IN MARSH, Cotswold Model Store:**  
GL16 0AF Tel: 01468 655 246

**STROUD, Alan Tyndall Ltd:**  
GL5 1AN Tel: 01453 765920

### HAMPSHIRE

**GW BASINGSTOKE:**  
3 Potters Walk,  
RG21 7CQ Tel: 01235 646 6050  
facebook.com/GWBasingstoke

**GW PORTSMOUTH:**  
34 Arundel Street,  
PO1 1NL Tel: 0239 287 6266  
facebook.com/GWPortsmouth

### GW SOUTHAMPTON:

23 East Street,  
SO14 3HG Tel: 0238 033 1962  
facebook.com/GWSouthampton

**GW WINCHESTER:**  
15 Jewry Street,  
SO2 3RY Tel: 0196 286 0199  
facebook.com/GWWinchester

**ALDERSHOT, The Game Shop:**  
GU11 1DZ Tel: 01252 311 443

**ALTON, Alton Model Centre:**  
GU14 1UD Tel: 01428 542 244

**ANDOVER, Andover Toys:**  
SP10 1LX Tel: 01264 352 263

**BASINGSTOKE, HobbyCraft:**  
RG22 6HN Tel: 0845 051 6571

**EASTLEIGH, Eastleigh Wargames:**  
SO30 9HA Tel: 02380 644 179

**FAREHAM, Craft Crazy:**  
PO16 0EF Tel: 01329 285 571

**FARNBOROUGH, Dark Star:**  
GU14 0EN Tel: 01252 545019

**FLEET, Fleet Toys:**  
GU14 3BL Tel: 01252 613949

**FORDINGBRIDGE, All The Cool Stuff:**  
SP6 1AX Tel: 01425 650 696

**GOSPORT, TD Books and Wargames:**  
PO23 1LR Tel: 07969 494855

**HAVANT, HobbyCraft:**





# BROMLEY



[www.facebook.com/GWBromley](http://www.facebook.com/GWBromley)

**This month we continue our tour of local Hobby Centres around the country and, still being in the vicinity of London, headed for Games Workshop Bromley.**

Situated at the centre of Bromley's vibrant shopping community, Games Workshop Bromley is packed with loads of fantastic examples of beautifully painted miniatures. Many are the work of Bromley's regular customers who have been invited to display their miniatures proudly in the store's cabinets. For many, reaching this level has taken time and coaching, which Bromley's core club is only too happy to provide.

Meeting every weekend, the Firedrakes core club offers customers the opportunity to sit down and work on their hobby projects with help and advice from both the store's staff as well as some of the more experienced club members. Every aspect of the hobby is covered, from gaming and learning different tactics and army list



writing, to painting and modelling – there's even help with preparing for this year's Golden Demon!

There are opportunities to play and compete in fun events, tournaments and workshops and it doesn't end there as the staff at the Bromley store have even more planned for later in the year. So if you fancy a game or want help with a hobby project, visit Games Workshop Bromley today.

**Games Workshop Bromley**

Unit 24, The Mall  
Bromley, London  
BR1 1TS

**Tel: 0208 4660678**





# YOUR LOCAL STORE

## GW CANTERBURY:

Unit 5, Iron Bar Lane,  
CT1 2HN Tel: 01222 745 2880  
facebook.com/GWCanterbury

## GW MAIDSTONE:

7a Pudding Lane,  
ME14 1PA Tel: 01622 267 7435  
facebook.com/GWMAidstone

## GW TUNBRIDGE WELLS:

36 Grosvenor Road,  
TN11 2AP Tel: 01892 252 5783  
facebook.com/GWtunbridgeWells

## ASHFORD, Kid's Stuff:

TN23 1AB Tel: 01233 610200

## ASHFORD, Xpress Games:

TN14 8JN Tel: 01233 621710

## BEXLEY HEATH, Kit Crazy:

DA6 8DT Tel: 0208 298 7177

## BROADSTAIRS, Time & Space:

CT10 1LP Tel: 01843 866 006

## CHATHAM, Maymes:

ME4 8BP Tel: 01634 400 031

## CRAYFORD, HobbyCraft:

DA1 4LD Tel: 0845 051 6535

## DEAL, John Roper:

CT14 6TE Tel: 01304 361404

## DOVER, Turners Models:

CT16 0ST Tel: 01304 203 711

## DOVER, Xpress Games:

CT16 1BU Tel: 01304 449 358

## FOLKESTONE, Penkraft:

CT19 4DF Tel: 01303 279292

## GRAVESEND, Steve's Collectables and Toys:

DA12 2BQ Tel: 01474 364 465

## GRAVESEND, The Stamp Centre:

DA11 8AY Tel: 01474 334 166

## HILDENBOROUGH, Toy Time:

NN11 9AQ Tel: 01753 631 695

## HYTHE, Apple Jax:

CT21 5JU Tel: 01303 262 602

## MAIDSTONE, HobbyCraft:

ME16 0SN Tel: 0845 051 6539

## MAIDSTONE, Model World:

ME14 5UH Tel: 01622 753855

## MAIDSTONE, No Man's Land:

ME14 1HP Tel: 01622 753855

## ROCHESTER, Rochester Games:

ME1 1JT Tel: 07952320818

## SEVENOAKS, JH Lorimer:

TN13 1JR Tel: 01732 452 840

## SEVENOAKS, Manklows:

TN14 5AR Tel: 01732 454 952

## SITTINGBOURNE, F1 Hobbies:

ME10 3TB Tel: 0845 2602622

## SITTINGBOURNE, Nickel Books:

ME10 4PD Tel: 01795 429 546

## THANET, HobbyCraft:

CT10 2BF Tel: 0845 051 6564

## TUNBRIDGE WELLS, HobbyCraft:

TN2 3UR Tel: 0845 051 6560

## LANCASHIRE

### • GW BLACKPOOL:

8 Bingley Street,  
FY1 1DU Tel: 01253 375 2056  
facebook.com/GWBlackpool

### GW BOLTON:

Unit 14 (1st floor), Crompton Place,  
BL1 1DF Tel: 0120 436 2131  
facebook.com/GWBolton

### GW BURY:

16 Crompton Street,  
BL9 0AD Tel: 0161 797 6540  
facebook.com/GWBury

### GW PRESTON:

15 Miller Arcade,  
PR1 2QY Tel: 01773 282 1855  
facebook.com/GamesWorkshopPreston

### • GW WIGAN:

12 Crompton Street,  
WN1 1YP Tel: 01942 89121  
facebook.com/GWwigan

### ASHTON UNDER LYNE, Roundabout Toys:

OL6 6AJ Tel: 0161 432 344

### BLACKBURN, Balcave:

BB2 1JL Tel: 01254 667 408

### BLACKBURN, Mercers Toys:

BB2 2BL Tel: 01254 661 401

### BLACKPOOL, iCollectables:

FY4 1BW Tel: 01253 403839

### BOLTON, HobbyCraft:

BL1 2SL Tel: 0845 051 6531

### BOLTON, Portcullis Wargames Emporium:

BL1 4AD Tel: 01204 431 587

### BURNLEY, Compendium:

BB12 0BQ Tel: 01282 457 060

### CHORLEY, Hampsons Toys & Nursery World:

PR7 2SQ Tel: 01257 263045

### CLITHEROE, Cogwills of Clitheroe Ltd:

BB8 2DA Tel: 01200 421 587

### COLNE, West End Model Centre:

BB8 0BT Tel: 01282 867711

### FLEETWOOD, The Model Exchange:

FY7 7PX Tel: 01253 074 247

### LEIGH, Storktown Ltd:

WN7 1AW Tel: 01942 671 116

### ORMSKIRK, Taylors:

L39 2AA Tel: 01695 573516

### POULTON LE FLYDE, Padley Toys:

FY6 7TA Tel: 08452 997 749

### PRESTON, HobbyCraft:

PR1 6AF Tel: 0845 051 6529

### THORNTON, Toys 2 Save:

FY5 4ZF Tel: 01253 855 905

## LEICESTERSHIRE

### GW LEICESTER:

Unit 2, 16-20 Silver Street,  
LE1 5ET Tel: 01533 6253 0510  
facebook.com/GWLeicester

### • GW LOUGHBOROUGH:

22 Biffin Street,  
LE11 1UA Tel: 0150 923 8107  
facebook.com/GWloughborough

### LEICESTER, Table Top Tyrant:

LE11 3UR Tel: 01532 533 954

### ASHBY-DE-LA-ZOUCH, Steve's Models:

LE65 1HP Tel: 01530 416 827

### LOUGHBOROUGH, Wargames Inc:

LE11 1JA Tel: 01509 235305

### LUTTERWORTH, Ace Connections:

LE17 4EJ Tel: 01455 558335

### MARKET HARBOUROUGH, Chips:

LE16 7DS Tel: 01858 466 372

### MELTON MOWBRAY, Cobwebs:

LE13 1XA Tel: 01664 500700

## LINCOLNSHIRE AREA

### • GW BOSTON:

45 Wide Bargate,  
PE21 6SH Tel: 01205 356596  
facebook.com/GWBoston

### • GW GRIMSBY:

9 West St Mary's Gate,  
DN31 1LB Tel: 0147 234 7757  
facebook.com/GWGrimsby

### • GW LINCOLN:

Unit 30A, Sallergate, (outside of Waterside Centre),  
LN2 1DH Tel: 01522 254 8027  
facebook.com/GWLincoln

### GAINSBOROUGH, Mad About Trains:

DN21 1HS Tel: 01427 811 040

### GRANTHAM, A1 Hobbies Ltd:

NG31 9SE Tel: 01476 579393

### LOUTH, Castaline:

LN11 9ET Tel: 01507 602 149

### MABLETHORPE, Belas Toymaster:

LN12 1AD Tel: 01507 473 328

### SCUNTHORPE, Shermans Model Shop:

DN15 6LD Tel: 01724 842 439

### SKEGNESS, The Model Shop:

PE25 1NY Tel: 01753 763 429

### SKEGNESS, Warlords of the Coast:

PE25 1RY Tel: 01754 763886

### SPALDING, Mason's Models:

PE11 1DQ Tel: 01773 722 456

### STAMFORD, Stamford Models and Hobbies:

PE9 2AZ Tel: 01780 767934

## LONDON

### • GW ANGEL:

367 Myddleton Street, Angel Islington,  
EC1R 1UA Tel: 0207 7130835  
facebook.com/GWAngel

### GW BRENT CROSS:

Unit 19, Lower Mall, Brent Cross Shopping Centre,  
NW4 3FE Tel: 0208 202 4979  
facebook.com/GWBrentCross

### GW BROMLEY:

Unit 24, The Mall, Bromley,  
BR1 1TS Tel: 0208 466 0678  
facebook.com/GWBromley

### GW COVENT GARDEN:

Unit 33, The Market,  
WC2E 8BE Tel: 0207 240 5106  
facebook.com/GWCoventGarden

### GW CROYDON:

Unit 35, Centrale Shopping Centre, Keeler Road,  
CR0 1TF Tel: 0208 680 4600  
facebook.com/GWCroydon

### • GW EPSOM:

8 High Street,  
KT19 8AD Tel: 01372 751881  
facebook.com/GWEpsom

### GW KENSINGTON:

Shop 7, Lancer Square, Kensington Church Street,  
W8 4EH Tel: 0207 937 7011  
facebook.com/GWKensington

### GW KINGSTON ON THAMES:

33 Fife Road,  
KT1 1SF Tel: 0208 549 5224  
facebook.com/GWKingston

### GW OXFORD ST:

Unit F10, The Plaza Shopping Centre,  
W1D 1LT Tel: 0207 436 0839  
facebook.com/GWOxfordMaze

### • GW MUSWELL HILL:

117 Alexandra Park Road,  
N10 2DP Tel: 0208 883 9901  
facebook.com/GWMuswellHill

### GW ROMFORD:

12 Quadrant Arcade,  
RM1 3ED Tel: 01708 742 140  
facebook.com/GWRomford

### • GW STAINES:

6 Clarence Street,  
TW18 4SF Tel: 0178 446 0675  
facebook.com/GWStaines

### GW SUTTON:

Unit 26, Times Square Shopping Centre,  
SM1 1LF Tel: 0208 770 9454  
facebook.com/GamesWorkshopSutton

### GW URBIDGE:

Unit 12, Chequers Mall, The Pavilion Shopping Centre,  
UB8 1LN Tel: 0189 525 2000  
facebook.com/GWUrbidge

### GW WATFORD:

Unit Q, 14 Queen Street, Harlequin Centre,  
WD17 2JH Tel: 01923 245308  
facebook.com/GWWatford

### GW WOOD GREEN:

Unit 93, The Mall Wood Green, High Street,  
N22 6BA Tel: 0208 8891079  
facebook.com/GWWoodGreen

### BARNET, Toys Toys:

EN5 3XQ Tel: 0208 449 0966

### BECKENHAM, Beckenham Toys:

BR3 1EN Tel: 02086 505 355

### BLACKHEATH, 2nd Impressions:

SE3 0TA Tel: 0208 852 6192

### BROMLEY, Chatterton Toys:

BR2 8QN Tel: 0208 642 1000

### CHISWICK, Turnham Arts and Crafts:

W4 1TS Tel: 0208 9952672

### CROYDON, HobbyCraft:

CR0 4XU Tel: 0845 051 6570

### DULWICH, The Art Stationers:

SE21 7BN Tel: 0208 693 2938

### EALING, Northfields Models:

W13 9QU Tel: 0208 299 3444

### EAST SHEEN, Pandemonium:

SW14 8AE Tel: 0208 878 0866

### ENFIELD, Pearsons:

EN2 6JL Tel: 0208 373 4200

### FINCHLEY, Leisure Games:

N3 2DN Tel: 0208 346 2327

### FULHAM, Patrick's Toys:

SW6 7SX Tel: 0207 3859064

### GREENFORD, HobbyCraft:

UB8 0RW Tel: 0845 051 6528

### HAMPSTEAD, Happy Returns:

NW11 1NH Tel: 0207 435 2431

### HARROW, Toy Galaxy:

HA1 2RH Tel: 0208 424 0300

### HERNE HILL, Jui Williams:

SE24 9HA Tel: 0207 733 9955

### HORNCHURCH, Modellers World:

RM12 5BX Tel: 01708 60633

### KINGSTON, The Print Gallery:

W11 3HL Tel: 0207 7221 8805

### MUSWELL HILL, Art For Art's Sake:

N10 1JQ Tel: 020 8442 0512

## LEYTON, Engine Shed Model Railways:

E11 4QS Tel: 020 8208 35950

## LONDON, 4D Modelshop:

E1 8EU Tel: 020 7264 1288

## ORPINGTON, Chips:

BR6 0JR Tel: 01642 227340

## ORPINGTON, HobbyCraft:

BR6 1BP Tel: 01642 227340

## PULNEY, Toyshop:

SV15 1TW Tel: 0208 785 9955

## RICHMOND, Planet Ace Ltd:

TW9 1RW Tel: 0208 948 8476

## ROMFORD, HobbyCraft:

RM1 1AU Tel: 0845 051 6545

## R



**PELAW, Graham's Wuerkshopp:**  
Unit 10, Upper Level, Central Lane Shopping Centre,  
CV1 1LL Tel: 01247 622 7311  
facebook.com/GWCoventry

## WARWICKSHIRE

### GW COVENTRY:

Unit 10, Upper Level, Central Lane Shopping Centre,  
CV1 1LL Tel: 01247 622 7311  
facebook.com/GWCoventry

### • GW LEAMINGTON SPA:

32 Regent Street,  
CV32 5EG Tel: 01926 435771

### • GW NUNEATON:

2 Bridge Street,  
CV11 4DZ Tel: 02476 325754  
facebook.com/GWNuneaton

### • GW STRATFORD:

Unit 1, 27 Windsor Street,  
CV37 6NL Tel: 01789 297 262  
facebook.com/GWStratford

### COVENTRY, Alan Tyndall Ltd:

CV1 1FS Tel: 02476 551155

### COVENTRY, HobbyCraft:

CV3 6TA Tel: 0845 051 6534

### LEAMINGTON SPA, Avon Toys:

CV32 4BB Tel: 01926 399222

### NUNEATON, Heart of England Co-ops:

CV11 6JX Tel: 02476 382 331

### RUGBY, Joto Railways & Models:

CV22 5EJ Tel: 01788 562 372

### SOLIHULL, HobbyCraft:

B90 4LD Tel: 0845 051 6562

### STRATFORD-UPON-AVOON, Much ado about Toys:

CV37 6YW Tel: 01789 295 850

### WARWICK, Castle Trains:

CV34 4HS Tel: 01926 497 905

### WOLVERHAMPTON, HobbyCraft:

WV11 1BB Tel: 0845 051 6543

## WILTSHIRE

### GW SALISBURY:

18 Winchester Street,  
SP1 1HB Tel: 01752 233 0955  
facebook.com/GWSalisbury

### GW SWINDON:

18 Brunel Plaza,  
SN1 1LF Tel: 01793 343 6036  
facebook.com/GWSwindon

### CHIPPENHAM, Thorntons ToyMaster:

SN15 3WL Tel: 01249 463100

### DEVIZES, Devizes Toys:

SN10 1AG Tel: 01753 723 841

### MARLBOROUGH, Ducklings Toys:

SN8 1BE Tel: 01672 512170

### MELKSHAM, Gammlinger:

SN12 6LE Tel: 01225 700754

### MELKSHAM, The Toyshop:

SN12 6LE Tel: 01225 700754

### SWINDON, Cleopatra's Palace:

SN26 7EA Tel: 01793 724526

### SWINDON, HobbyCraft:

SN2 4ES Tel: 0845 051 6551

### TROWBRIDGE, The Toy Shop:

BA14 6AS Tel: 01225 748 415

### WESTBURY, The Gas Cupboard:

BA13 3PB Tel: 01373 825 825

### WESTBURY, Triple Helix Wargames:

BA13 4LS Tel: 01373 855 380

### WOOTTON BASSETT, Mark's Models Ltd:

SN4 7AQ Tel: 01793 851 242

## WORCESTERSHIRE

### GW WORCESTER:

23 Lyngate Mall, Cathedral Plaza,  
WR1 2QS Tel: 0190 561 6707  
facebook.com/GWworcester

### DROITWICH, HobbyCraft:

WR9 8DG Tel: 0845 051 6548

### DROITWICH, Look-rite Ltd T/A Toyworld:

WR9 8EJ Tel: 01905 772 403

### EVESHAM, Gift Horse:

WR11 4BG Tel: 01304 761535

### EVESHAM, Total Wargamer:

WR11 7BE Tel: 01306 513 013

### MALVERN, The Toy Corner:

WR14 3LT Tel: 01684 577544

### REDDITCH, Hobby Hut:

B97 4JL Tel: 01527 540 840

### STOURBRIDGE, Invasion Games:

DV8 1EF Tel: 01384 373536

## YORKSHIRE

### • GW BRADFORD:

4 Piccadilly, Bradford,  
BD1 3JW Tel: 01127 473 9430  
facebook.com/GWBradford

### • GW DONCASTER:

26 High Street, Doncaster,  
DN1 1DW Tel: 0130 232 0535  
facebook.com/GWDoncaster

### • GW HARROGATE:

53 Station Parade,  
HG1 1TT Tel: 0142 356 4310  
facebook.com/GWHarrgate

### GW HULL:

30 Paragon Street,  
HU1 3ND Tel: 0148 258 9576  
facebook.com/GWHull

### GW LEEDS:

38A Lands Lane,  
LS1 6LB Tel: 0113 242 0834  
facebook.com/GWLeeds

### • GW SHEFFIELD (Central):

16 Fitzwilliam Gate,  
S1 4JH Tel: 0114 275 0114  
facebook.com/GWSheffield

### GW SHEFFIELD (Meadowhall Centre):

Unit 918, High Street, Upper Mall  
(next to entrance near Boots),  
S9 5FN Tel: 0114 256 9836  
facebook.com/GWMeadowhall

### GW WAKEFIELD:

96 Kirkgate, The Ridings Centre,  
WF1 1TB Tel: 0192 436 9431  
facebook.com/GWWakefield

### GW YORK:

13A Lendal,  
YO1 8AQ Tel: 0190 462 8014  
facebook.com/GamesWorkshopYork

### • SHEFFIELD, Wargames Emporium:

S1 2FB Tel: 0114 275 826

### BARNESLEY, Janco Toys:

S70 5AA Tel: 01226 288654

### BEDALE, Golden Tortoise:

DN10 2AN Tel: 01923 421 233

### BEVERLY, Beverly Model Shop:

HU17 6AA Tel: 01482 864 263

### BRIDLINGTON, W Boyes & Co Ltd:

YO15 2DN Tel: 01262 609 111

### BRIDLINGTON, T2 Internet Cafe:

YO15 3AL Tel: 01262 808 654

### BRIDLINGTON, Comics Toys and Collectables:

WY13 1LF Tel: 01924 450348

### CONCASTER, Zone Out:

DN1 2PW Tel: 01302 810285

### DRIFFIELD, Sokells:

YO25 6PS Tel: 01377 252101

### FILEY, Beachcomber:

YO14 9HL Tel: 01723 514 434

### GOOLE, Hall's Music:

DN14 6BP Tel: 01405 764191

### HALIFAX, Halifax Warriors World:

HX1 1RE Tel: 01422 349 157

### HARROGATE, Butterfingers:

HG1 5HS Tel: 01423 507 579

### HELSLEY, The Toy Shop Helmsley:

YO62 3DW Tel: 01439 521 029

### HUDDERSFIELD, Patriot Games:

HD1 1DU Tel: 01484 510119

### HUDDERSFIELD, Something Wicked:

HD1 1BT Tel: 01484 559 226

### HULL, Archeron Games:

HU1 1BB Tel: 01482 221011

### HULL, Heroes Hideout:

HU5 4SH Tel: 01482 444 631

### HULL, Hobby Fortress:

HU1 3JG Tel: 01709 606 197

### HULL, HobbyCraft:

HU1 3JG Tel: 0845 051 6566

### ILKLEY, W Boyes & Co Ltd:

LS29 8HQ Tel: 01943 601 344

### LEEDS, Leeds Wargaming Centre:

LS2 2JF Tel: 07581 121617

### LEEDS, HobbyCraft:

LS10 1EW Tel: 0845 051 6542

### LEEDS, Travelling Man:

LS1 4DE Tel: 01334 236 461

### NORTHALLERTON, Chicks Northallerton:

DL6 1NA Tel: 01609 777612

### NORTHALLERTON, T & FM Grover Ltd:

DL7 8LW Tel: 01609 773 334

### PICKERING, Pickering Model Centre:

YO18 7JL Tel: 01924 477 562

### POCKINGTON, Chids Play:

YO42 2QZ Tel: 01759 306 941

### RIPON, The Knowledge Magnet:

HG4 1PA Tel: 01765 690118

### SCARBOROUGH, Space, Myth and Magic:

YO11 1HQ Tel: 0845 441 113

### SCARBOROUGH, W Boyes & Co Ltd:

YO11 1HS Tel: 01947 687 231

### SHEFFIELD, Antics Model Shop:

S1 2AZ Tel: 01142 495 700

### SHEFFIELD, HobbyCraft:

S9 2YZ Tel: 0845 051 6526

### SHEFFIELD, Impact UK:

S20 3PN Tel: 01909 560 273

### SKIPTON, Craven Model Shop:

BD23 1JZ Tel: 01756 797414

### THIRSK, The Artist's Palette:

YO7 1AA Tel: 01845 574457

### WETHERBY, Castlegate Toys Ltd:

LS22 6JA Tel: 01937 582 816

### WHITBY, John Anderson ToyMaster:

YO22 4BG Tel: 01947 687 231

### HUTTON LE HOLE, The Craft Workshop:

YO62 6JA Tel: 01751 417926

### YORK, Travelling Man:

YO1 7LF Tel: 01904 620 7878

### YORK, W Boyes & Co Ltd:

YO1 7PS Tel: 01904 610 660

## NORTHERN IRELAND

### GW BELFAST:

20A Castle Court,  
(opposite the back of the centre)  
BT1 1DD Tel: 0289 0233684  
facebook.com/GWNIreland

### BALLYMENA, Camerons:

BT43 6BN Tel: 028 25648821

### BANBRIDGE, Roger's ToyMaster:

BT32 3TL Tel: 018 2062225

### BANGOR, Replay Games:

BT20 3BD Tel: 01246 522210

### BELFAST, Arts and Hobby Belfast:

BT1 4LS Tel: 028 9013 2540

### BELFAST, Nerdtopia Coffee Ltd:

BT9 5FE Tel: 02890 663 007

### BELFAST, Serenity Games:

BT7 1JR Tel: 028 9024 9578

### COLERAINE, Netramedia:

BT52 1LN Tel: 07183 905966

### ENNISKILLEN, Modellers Corner:

BT74 7FW Tel: 028 6632367

### PORTADOWN, Creative Destruction:

BT60 1TF Tel: 02837 552411

## SCOTLAND

### GW ABERDEEN:

Unit 1, 12-14 Upper Kirkgate,  
AB10 1BA Tel: 0122 464 9779  
facebook.com/GWAberdeen

### • GW Ayr:

Unit 2, Lorne Arcade, 115 High Street,  
KA7 1SB Tel: 01292 285 650  
facebook.com/GWAyr

### GW DUNDEE:

110 Commercial Street,  
DD1 2AJ Tel: 0138 220 2382  
facebook.com/GWDundee

### GW EDINBURGH:

136 High Street,  
EH1 1QS Tel: 0131 220 6540  
facebook.com/GWEdinburgh

### • GW FALKIRK:

12 Cow Wynd,  
FK1 1PL Tel: 0132 462 4553  
facebook.com/GWFalkirk

### GW GLASGOW:

81 Union Street,  
G1 3TA Tel: 0141 221 1673  
facebook.com/GWGlasgow

### • GW LIVINGSTON:

26 Almondvale Centre,  
EH54 6NR Tel: 01506 443256  
facebook.com/GWLivingston

### • GW STIRLING:

45 Hamilton Street,  
FK9 1HF Tel: 01776 459009  
facebook.com/GWStirling

### ABERDEEN, HobbyCraft:

AB11 5PP Tel: 0845 051 6567

### ABERFELDY, Crossfire Hobby:

AB11 5PP Tel: 01807 829 519

### ANGUS, Haqs:

DD18 1BP Tel: 01307 463263

### ANGUS, Mac's Model Railroad:

DD8 4BS Tel: 01525 572 397

### ARBROATH, Haqs:

DD11 1HH Tel: 01241 872195

### ARGYLL, Albair:

PA34 4AR Tel: 01631 363465






# WOKING



[www.facebook.com/GWWoking](http://www.facebook.com/GWWoking)



**Games Workshop Woking in Surrey isn't quite in London, but we figured it was close enough to drop in and pay the guys a visit, and we weren't disappointed.**

The staff at Games Workshop Woking are very clear in their aim; to ensure that everyone has the best hobby experience possible, be they a brand new beginner or seasoned player.

There's a really strong community around the store for casual games right through to the toughest tournaments. In fact, when the Woking store organised a store visit to Warhammer World to compete in a recent Warhammer 40,000 Throne of Skulls event, one member of their team returned with the trophy! It's not all about tournaments, however. Woking's under 16s gaming club, the Woking Wolfguard are in the midst of a brutal in-store campaign set in the jungles of Lustria, fighting their way up the 'Pyramid of Power'.

The Woking Hobby Centre also runs regular beginners sessions three times a week, in which newcomers are introduced to the rules of the games and given plenty of advice about painting their miniatures.

The guys in the store are always looking for ways to make your hobby even more enjoyable so, if you have a great idea for a game or need help with a hobby project, just drop in and see them today.

## Games Workshop Woking

Unit 3, Cleary Court  
169 Church Street East  
Woking, Surrey, GU21 6HJ  
**Tel: 01483 771 675**





**HELSINGE**, Arnold Busck:  
Tel: 48 79 40 01  
**HELSINGÖR**, Hobby og Fritid:  
Tel: 49 21 45 42  
**HERNING**, Færøes Kælder:  
Tel: 35 10 18 97  
**HJØRRING**, Arnold Busck:  
Tel: 48 92 00 40  
**HOBRO**, Østerskov Efterskole:  
Tel: 61 69 95 93  
**HOBÆK, Bog & Ide:**  
Tel: 59 43 11 00  
**HOBÆK, Hack 'n' Slash:**  
Tel: 61 66 29 12  
**HORSNES**, Legekæden:  
Tel: 75 61 60 11  
**HÖRSCHOLM**, Bog & Ide:  
Tel: 45 86 04 08  
**KÖBENHAVN K**, Fantask:  
Tel: 33 93 85 38  
**KÖBENHAVN S**, Pipi Legetøj:  
Tel: 32 55 74 47  
**KÖBENHAVN N**, Wicked Workshop:  
Tel: 60 64 69 74  
**KOLDING**, Good Games:  
Tel: 75 50 03 04  
**LYNGBY**, Arnold Busck:  
Tel: 45 87 04 45  
**NÆSTVED**, Guns and Games:  
Tel: 31 20 20 04  
**ODDER**, Legekæden:  
Tel: 86 54 42 76  
**RANDERS**, Byrge Sørensen Hobby:  
Tel: 86 42 58 14  
**RANDERS**, Randers Hobby Import:  
Tel: 86 43 39 23  
**RINGSTED**, Andros:  
Tel: 27 38 36 71  
**RODOVER**, Arnold Busck:  
Tel: 36 41 04 85  
**ROSENHEDSCENTRET**, Arnold Busck:  
Tel: 66 15 59 28  
**SKIVE**, Jydsk Boghandel:  
Tel: 91 57 25 39  
**SLAGELSE**, Ultdøtten:  
Tel: 58 53 50 35  
**SOLROD STRAND**, Fantasia Games:  
Tel: 43 69 02 99  
**ST HEDDINGE**, Hobbystalden:  
Tel: 50 30 66 18  
**STENLØSE**, HH Hobby:  
Tel: 23 46 39 61  
**SVENDSBORG**, Farve & Hobby Hjørnet:  
Tel: 62 21 31 31  
**TAASTRUP**, Genbrugsbøger:  
Tel: 43 71 61 15  
**VIBORG**, Bog & Ide:  
Tel: 86 62 68 68

**ESTONIA**  
**TALLINN**, Ludo:  
Tel: 60 60 37  
**TARTU**, Ludo:  
Tel: 7333369

**FALKLANDS**  
**STANLEY**, Falkland Collectibles:  
Tel: 0050021174

**FINLAND**  
**GW HELSINKI**:  
Simoonkatu 9, 00100,  
Tel: 09 75 15 45 25  
facebook.com/GWHelsinki

**ESPOO**, Tapiolan Pelikauppa:  
Tel: 09 - 412 9941

**HELSINKI**, Fantasiapeli Helsinki:  
Tel: (09) 630 803

**HELSINKI**, Stadin Pelikauppa:  
Tel: 09 690800

**JYVÄSKYLÄ**, Fantasiapeli Jyväskylä:  
Tel: (014) 216 629

**KOUVOLA**, Kouvolan Puolenkuun Pelit:  
Tel: (03) 222 52 00

**LAHTI**, Lahden Puolenkuun Pelit:  
Tel: 03-7513151

**OULU**, Fantasiapeli Oulu:  
Tel: (08) 374 906

**TAMPERE**, Fantasiapeli Tampere:  
Tel: (03) 222 52 00

**TURKU**, Fantasiapeli Turku:  
Tel: 010 232 84 13

**ÅHTÄRI**, Honkaniemen Kirjakauppa:  
Tel: 06 553 0027

**ÅLAND**, Dillen AB:  
Tel: 01815378

**ENENÄS**, Kungsbokhandeln AB:  
Tel: 0182461028

**HYVINKÄÄ**, Värinappi:  
Tel: 019 414 700

**IMATRA**, Kirja-Lahja Alex Ky:  
Tel: 0543 19535

**JOENSUU**, Fantasiapeli Joensuu:  
Tel: 01313 284 314

**KARIS**, Blå Lådan KD:  
Tel: 019 234 94

**KERAVA**, Keravan Pelikauppa:  
Tel: 04-42890813

**KLAUKKALA**, Hilma ja Huugo:  
Tel: 09 879 8695

**KOTKA**, Eagle Card OY:  
Tel: 0038 5 214238

**KOUVOLA**, Muovipox KY:  
Tel: 053117955

**LAPINJÄRVI**, Onnimuxu:  
Tel: 040 7389543

**LAPPEENRANTA**, Fantasiapeli Lappeenranta:  
Tel: 051 541 1375

**MIKKELI**, Lastentarvikke Muppela:  
Tel: 015361611

**MIKKELI**, Mikkelin Pelikauppa:  
Tel: 09-42890753

**ORIVES**, Silver Seed:  
Tel: 0417723166

**PIEKSAÄMÄKI**, Sirkkis:  
Tel: 015 348 370

**PORI**, Askarte-Pori:  
Tel: 07 632671

**PORVOO**, Porvoon Pelikauppa:  
Tel: 019-531 4877

**PUDASJÄRVI**, Aarearkku:  
Tel: 059 386 8660

**RAAHE**, Raahen Astartelu ja Paperi:  
Tel: 082234625

**SEINÄJOKI**, Fantasilinna:  
Tel: 040 5616338

**SEINÄJOKI**, Pelikeidas:  
Tel: 00358 6 41778891  
**TAMPERE**, Kirja Karkkainen:  
Tel: 03 2257850  
**TAMPERE**, Tuoni Taatoinnit:  
Tel: 03 715 3905  
**VAASA**, Pellimies OY:  
Tel: 06 312 5111

**GIBRALTAR**  
**GIBRALTAR**, K&M Hobby Centre:  
Tel: 350 2007037

**GREECE**  
**HALANDRI**, Box of War:  
Tel: 0030 6944832531

**ATHENS**, Fantasy Shop:  
Tel: 0030 210 8231072

**ATHENS**, Fantasy Shop: Exarcheia:  
Tel: 0030 210 3620877

**ATHENS**, Fantasy Shop: Kallithea:  
Tel: 0030 210 959 2922

**ATHENS**, Hobby Planet:  
Tel: 0030 210 6042816

**ATHENS**, Kaissa Amarusiou:  
Tel: 0030 210 6141675

**ATHENS**, Kaissa Glyfadas:  
Tel: 0030 210 0982 057

**ATHENS**, Kaissa Halandriou:  
Tel: 0030 210 698405

**ATHENS**, Kaissa Kallidromiou:  
Tel: 0030 210 364488

**ATHENS**, Kaissa Monokeros:  
Tel: 0030 210 8813 990

**ATHENS**, Kaissa Pagratou:  
Tel: 0030 210 7218 318

**ATHENS**, Strategy Hall:  
Tel: 0030 2021013575

**CHANIA**, Kaissa Chanion:  
Tel: 0030 2821088996

**CRETE**, IRAKLEION, Papercut:  
Tel: 0030 2810346168

**HALANDRI**, Game Corps:  
Tel: 0030 695799794

**HALKIDA**, CD Corner:  
Tel: 0030 2221 087315

**ILIOUPOLI**, Kaissa Ilioupoleos:  
Tel: 0030 2114049355

**KALLITHEA**, Kaissa Kallithea:  
Tel: 0030 210 9529958

**KERKYRA**, Digital Fantasy:  
Tel: 002261035279

**LARISA**, Kaissa Larisas:  
Tel: 0030 2410 538555

**LOANNINA**, Kaissa Loannina:  
Tel: 0030 2625102890

**LARISA**, Kaissa Larisas:  
Tel: 0030 2410 538555

**NAPFIO**, Miniature Shop:  
Tel: 0030 2752304884

**NEA SMYRNI**, Games Vault:  
Tel: 0030 213 4386722

**PATRAS**, Kaissa Patras:  
Tel: 0030 2610625632

**PERISTERIO**, Kaissa Peristeriou:  
Tel: 0030 2105786787

**THESSALONIKI**, Kaissa Kalamaria:  
Tel: 0030 2310 448072

**THESSALONIKI**, Hobby Games:  
Tel: 2310 252666

**THESSALONIKI**, Kaissa Thessalonikis:  
Tel: 0030 2310 257 397

**THESSALONIKI**, Underworld:  
Tel: 0030 2310 2401 93

**VOLOS**, Fantasy Shop:  
Tel: 0030 24210 20782

**HONG KONG**  
**HONG KONG ISLAND**, Jumbo Arts Co:  
Tel: 00852 48911 4901 93

**WANCHAI**, Art Atelier:  
Tel: (852) 2866 4870

**HUNGARY**  
**BUDAPEST**, Padimentum:  
Tel: 061 30 9697730

**BUDAPEST**, Beholder:  
Tel: 036 1 2973660

**BUDAPEST**, Compaya:  
Tel: 036 20 4281186

**BUDAPEST**, Gamer Cafe:  
Tel: 036 20 4281186

**BUDAPEST**, Holdfeny Fantasy:  
Tel: 036 1 3430730

**BUDAPEST**, Jatek Box:  
Tel: 036 1 2397710

**BUDAPEST**, Modell Hungaria:  
Tel: 036 1 7691171

**BUDAPEST**, Sarkanytuz:  
Tel: 036 70 3223093

**BUDAPEST**, Sas Military:  
Tel: 036 1 2664393

**BUDAPEST**, Szikla-Fonix:  
Tel: 036 20 5373033

**BUDAPEST**, Wargamers:  
Tel: 036 30 6467670

**DEBRECEN**, Sarkanytuz:  
Tel: 036 70 3161814

**GYOR**, Sarkanytuz:  
Tel: 036 20 4210738

**KECSKEMET**, Sarkanytuz:  
Tel: 036 76 329008

**MISKOLC**, Sarkanytuz:  
Tel: 036 20 3862166

**MISKOLC**, Valhalla Pahloly:  
Tel: 036 30 9950544

**PECS**, Sarkanytuz:  
Tel: 036 20 2962660

**SOPRON**, Sarkanytuz:  
Tel: 036 30 3962288

**SZEGED**, Sarkanytuz:  
Tel: 036 70 3290455

**SZEKESFEHÉRVAR**, Holdfeny Fantasy:  
Tel: 036 32 329793

**SZEKESFEHÉRVAR**, Sarkanytuz:  
Tel: 036 20 2962790

**SZEKESFEHÉRVAR**, Fonix Csarnok:  
Tel: 036 20 9179197

**SZOLNOK**, Sarkanytuz:  
Tel: 036 20 3962059

**SZOMBATHELY**, Sarkanytuz:  
Tel: 036 94 799280

**TATABANYA**, Sarkanytuz:  
Tel: 036 20 3180922

**VESZPREM**, Sarkanytuz:  
Tel: 0036 20 3610015  
**ZALAEGERSZÉG**, Sarkanytuz:  
Tel: 0036 20 2962700

**ICELAND**  
**REYKJAVIK**, Nexus:  
Tel: 00354 552 9011

**INDONESIA**  
**BANDUNG**, Hobbyline:  
Tel: 022 4218555

**JAKARTA BARAT**, Comics N Games:  
Tel: 021 5096 38573

**JAKARTA SELATAN**, Fantasy N Games:  
Tel: 021 600-50343

**SURABAYA**, Fantasy N Games:  
Tel: 031 600-50343

**SURABAYA**, Fantasy N Games:  
Tel: 031 7402 2475

**IRELAND**  
**GW DUBLIN**:  
Unit 3, Lower Liffey Street  
Tel: 00353 1 87 257 91  
facebook.com/GWDublin

**CORK**, Other Realms:  
Tel: 021 4279508

**DUBLIN**, Gamers World:  
Tel: 00353 90793932

**BALINA**, World of Wonder Balina:  
Tel: 096 76876

**BLACK ROCK**, Arts and Hobby:  
Tel: 00353 12832394

**COBETT COURT**, Arts and Hobby:  
Tel: 01 874 5312

**CORK**, Murphy's Toymaster:  
Tel: 00353 58 413 78

**COUNTY DONEGAL**, Tinnys Toys:  
Tel: 074 9122374

**COUNTY KILDARE**, Gamers Hub:  
Tel: 00353 86 0446 029

**COUNTY LOUTH**, Marley Model Mania:  
Tel: 00353 419871743

**COUNTY MEATH**, Art and Hobby Navan:  
Tel: 00353 14565308

**COUNTY MEATH**, Toys @ Fun Galaxy:  
Tel: 00353 19 690 253

**COUNTY TIPPERARY**, Tall Tales Bookshop:  
Tel: 00353 51 873 965

**COUNTY WESTMEATH**, Arts and Hobby Athlone:  
Tel: 01 862 4500

**COUNTY WESTMEATH**, Arts and Hobby Mullingar:  
Tel: 00353 44933247

**COUNTY WICKLOW**, The Hobby Shack:  
Tel: 0036360137706

**DOUGLAS**, Arts and Hobby:  
Tel: 021 436 3580

**DROGHEDA**, Arts and Hobby:  
Tel: 041 987 3270

**DUBLIN**, Arts and Hobby Dundrum:  
Tel: 00353 129626244

**DUBLIN**, Art and Hobby Liffey Valley:  
Tel: 00353 14565308

**DUBLIN**, Banba Toymaster:  
Tel: 018 727 180

**DUN LAOGHAIRE**, Toymaster Banba Dun Laoghaire:  
Tel: 012 804 0111

**DUN LAOGHAIRE**, Arts and Hobby:  
Tel: 012805047

**DUNGARVAN**, Toymaster Murphys:  
Tel: 050 41376

**DROGHEDA**, Arts and Hobby:  
Tel: 00353 41 987 3270

**ENNIS**, Tir na Nog Toymaster:  
Tel: 00353 65 6842 388

**GALWAY**, Nobby's Hobby's:  
Tel: 00353 968870177

**GREYSTONES**, Arts and Hobby:  
Tel: 00353 12873796

**KERRY**, Cabal's Toymaster:  
Tel: 00353 66 7121847

**LIMERICK**, Arts and Hobby:  
Tel: 061 309757

**LIMERICK**, The Gathering:  
Tel: 061 315133

**MARKET CROSS**, Arts and Hobby:  
Tel: 056 777 1904

**NEW ROSS**, Bridge Stores:  
Tel: 091 422696

**NEWBRIDGE**, Arts and Hobby:  
Tel: 045 450280

**SANTRY**, Arts and Hobby:  
Tel: 01 862 4500

**STILLORGAN**, Toymaster Nimble Fingers:  
Tel: 01 2808708

**THURLES**, Bookworm:  
Tel: 0504 22257

**WEXFORD**, Gamers Paradise:  
Tel: 00353 539121190

**WEXFORD**, Readers Paradise:  
Tel: 054 9124400

**WICKLOW**, Hopkins Toymaster:  
Tel: 00353 46 722 25

**YOUGHAL**, Murphys Toymaster:  
Tel: 00353 58 413 76

**ISRAEL**  
**HAIFA**, Kitaro:  
Tel: 0972 48203232

**HERZLIA**, Freak:  
Tel: 0972 9589077

**RAMAT HASHARON**, Tapuah:  
Tel: 0972 35404713

**TEL AVIV**, Freak:  
Tel: 0972 36961626

**TEL AVIV**, Kitaro:  
Tel: 0972 36299320

**JAPAN**  
**GW JINBOCHO**:  
Jinbocho 1-7 1F, Chiyoda-Ku Kanda, Tokyo,  
Tel: 03 3296 2733  
facebook.com/GWJinbocho

**GW NAKANO**:  
Braasweg Bldg 232-2, Nakano-Ku Nakano 5-52-15, Tokyo  
Tel: 03 5380 4636  
facebook.com/GW-Nakano

**LATVIA**  
**RIGA**, Games Shop:  
Tel: 0371 2700390  
Tel: 67 294040

**LITHUANIA**  
**VILINIUS**, D6 Necona:  
Tel: 00 370 5 2133269

**MACAU**, Game Fun Table Games Shop:  
Tel: +853 66694927

**MADEIRA**  
**MADEIRA**, Sétima Dimensão:  
Tel: 351 291 238 244

**MALAYSIA**  
**BANDAR TANJONG TOKONG**, Gameforce:  
Tel: 0164449194 / 048900381

**KOTA KINABALU**, Just Wargame:  
Tel: 8013 - 865 5269

**KUALA LUMPUR**, Comics Mart:  
Tel: 03 - 2387 0626

**KUALA LUMPUR**, Hobby Forge:  
Tel: 60 1767126670

**PENANG**, Game Forge:  
Tel: 06 164701475 / 60 40990381

**PETALING JAYA**, Wolf's Game Shop:  
Tel: 012 2599552



**MOSJOEN, Hobbysenteret:**

Tel: +47 75170170  
**NARVIK, Ringo Barnes Verden:**  
 Tel: +47 76946055  
**SANDNES, Osaland Hobby:**  
 Tel: +47 51661509  
**SJØVEGAN, Outpost:**  
 Tel: +47 95705245  
**SKIEN, Sokrat's Hobby Gården:**  
 Tel: +47 35528764  
**STAVANGER, Outland:**  
 Tel: +47 51938080  
**STOKKE, Hobby Hagen:**  
 Tel: +47 33152992  
**TROMSØ, Tromsø Bruktbokhandel:**  
 Tel: +47 77460974  
**TRONDHEIM, Outland:**  
 Tel: +47 73520455  
**TRONDHEIM, Tronderfrim:**  
 Tel: +47 73520840  
**TØNSBERG, Brio Bamse:**  
 Tel: +47 33316790  
**TØNSBERG, Gledeshuset:**  
 Tel: +47 92251707

**PANAMA**

**HATO PINTADO, Arkham & Hobbie Games:**  
 Tel: 507 3 95 60 11

**PERU**

**AV ARENALES, Colores y Miniaturas:**  
 Tel: 51 74 71 66 64

**PHILIPPINES**

**LAHUG CITY, Neutral Grounds:**  
 Tel: (63916) 8305040  
**MAKATAY CITY, Neutral Grounds:**  
 Tel: (632) 81959080  
**MUNTINLUPA, Neutral Grounds:**  
 Tel: (632) 8502033  
**QUEZON CITY, Neutral Grounds:**  
 Tel: (632) 6348082  
**SAN JAUN, Neutral Grounds:**  
 Tel: (632) 7278383  
**TAGUIG, Hobbies and Landes:**  
 Tel: (632) 850939

**POLAND**

**BIELSKO-BIALA, Gnom:**  
 Tel: 0048 66 821 3432  
**KATOWICE, Bard:**  
 Tel: 0048 32 2571817  
**KRAKOW, Bard:**  
 Tel: 0048 12 633 80 63  
**POZNAN, Bard:**  
 Tel: 0048 61 6530277  
**WARSAWA, Faber i Faber:**  
 Tel: 0048 22 8491265  
**WROCLAW, Bard:**  
 Tel: 0048 71 3417472  
**BIALYSTOK, Komnata Gier:**  
 Tel: 0048 66 811664  
**BYDGOSZCZ, Wszystko Gra:**  
 Tel: 0048 60 8641909  
**GDANSK, Rebel Centrum Gier:**  
 Tel: 0048 58 3470204  
**GDANSK, Uśmiech Naszego Dziecka:**  
 Tel: 0048 58 3037845  
**GDYNIA, Futurax:**  
 Tel: 0048 501563066  
**GLIWICE, U Zyrfay:**  
 Tel: 530091156  
**GŁOGÓW, Zielone Wzgórza Centrum Gier:**  
 Tel: 70400775  
**GÓRA, Zielone Wzgórza Centrum Gier:**  
 Tel: 602337754  
**KIELCE, Wargamer:**  
 Tel: 0048 50 8067824  
**KOSZALIN, Tezza Zabawki:**  
 Tel: 94 3420075  
**KRAKOW, AGTOM:**  
 Tel: 0048 12 3565678  
**KRAKOW, Bard:**  
 Tel: 0048 12 2596148  
**KRAKOW, Magic Traders:**  
 Tel: 12 3801543  
**KRAKOW, Sklep Imperium:**  
 Tel: 514812564  
**KRAKOW, Sklep Smok:**  
 Tel: 0048 12 4330110  
**KRAKOW, Smok:**  
 Tel: 0048 60 4414530  
**KRAKOW, Valkiria-skelp:**  
 Tel: 0048 12 4115525  
**KRAKOW, Vanaheim:**  
 Tel: 0048 12 4221137  
**LEGNICA, Sklep Feniks:**  
 Tel: 0048 69 4006618  
**LODZ, Da-ta:**  
 Tel: 0048 42 633263  
**LODZ, Model-Fan:**  
 Tel: 0048 51 0093701  
**LODZ, Gamelord:**  
 Tel: 0048 42 611164  
**LODZ, Stagfar Studio:**  
 Tel: 605650752  
**LODZ, Strategia Centrum Gier:**  
 Tel: 0048 796595539  
**LODZ, Twoja Książka:**  
 Tel: 0048 42 6821326  
**NOWY SĄCZ, Graal Hobbit:**  
 Tel: 0048 60 4133612  
**NYSA, Raptor Hobby:**  
 Tel: 698096524  
**OPOLE, HMS Computers II:**  
 Tel: 0048 77 4547413  
**OSTROW WIELKOPOLSKI, Centrum Gier Arena:**  
 Tel: 0048 694877877  
**ÓSWIECIM, Sklep Modelarski Model-Hit:**  
 Tel: 0048 602745519  
**PILCHOWICE, Imperator FF:**  
 Tel: 0048 662320291  
**POZNAN, Cube-Q-Workshop Polanka:**  
 Tel: 061 6712415  
**POZNAN, Cube-Q-Workshop M1:**  
 Tel: 061 6712415  
**POZNAN, Cube-Q-Workshop King Cross:**  
 Tel: 0048 59067824  
**POZNAN, Cube-Q-Workshop Panorama:**  
 Tel: 514812564  
**POZNAN, Cube-Q-Workshop Pestka:**  
 Tel: 514812564  
**POZNAN, Wilczek:**  
 Tel: 0048 590652888  
**PSZCZYNA, Red Scorpion:**  
 Tel: 602656281

**RADOM, Wargamer:**

Tel: 0048 261382761  
**RZESZOW, Gamekeeper:**  
 Tel: 0048 69 2629528  
**RZESZOW, W&W Sklep Modelarski Hobby:**  
 Tel: 017 85 28 101  
**SIEMIANOWICE, Jaga PHU:**  
 Tel: 0048 32 2290139  
**SZCZECIN, Fenix:**  
 Tel: 0048 695934995  
**TARNÓW, Salon Gier Jaskinie:**  
 Tel: 07 32904053  
**TORUN, Sklep Papierniczy:**  
 Tel: 0048 56 6522593  
**TORUN, Wszystko Gra:**  
 Tel: 0048 56 6522593  
**WARSAWA, Altdorf:**  
 Tel: 0048 22 6280392  
**WARSAWA, Graal KEN Centre:**  
 Tel: 0048 22 20899040  
**WARSAWA, Altdorf:**  
 Tel: 0048 22 6280392  
**WARSAWA, Graal Blue City:**  
 Tel: 0048 22 3117627  
**WARSAWA, Graal CF Skorosze:**  
 Tel: 0048 22 6827595  
**WARSAWA, Graal Galeria Mokotow:**  
 Tel: 0048 22 5413138  
**WARSAWA, Graal KEN Centre:**  
 Tel: 0048 22 20899040  
**WARSAWA, Graal Sarmacka:**  
 Tel: 0048 22 8427040  
**WARSAWA, Hobby:**  
 Tel: 0048 22 8340206  
**WARSAWA, Morion Bemowo:**  
 Tel: 0048 22 4239120  
**WARSAWA, Morion Bielany:**  
 Tel: 0048 22 4239120  
**WARSAWA, Paradox:**  
 Tel: 0048 22 6280781  
**WARSAWA, Sklep Superserie:**  
 Tel: 0048 515 434 444  
**WARSAWA, Wargamer Centrala:**  
 Tel: 0048 72455713  
**WARSAWA, Wargamer CH Targowek:**  
 Tel: 0048 72455713  
**WROCLAW, Bolter:**  
 Tel: 0048 71 3491910  
**WROCLAW, Games R Us:**  
 Tel: 0048 66629723  
**WROCLAW, Wroclaw Model Centre:**  
 Tel: 71 3419991  
**WROCLAW, Ogryn:**  
 Tel: 0048 71 3771672  
**WROCLAW, Planszowiczka:**  
 Tel: 792301796  
**ZABRZE, U Zyrfay:**  
 Tel: 519240581

**PORTUGAL**

**ALCABEDICHE, Cascais Press:**  
 Tel: +351 314 680 530  
**BELOURA, Hobbykit:**  
 Tel: +351 214 850 901  
**CALDAS DA RAINHA, Magic Club Caldas:**  
 Tel: +351 239 049 610  
**COIMBRA, Divercent:**  
 Tel: +351 239 049 610  
**COIMBRA, Infocubos:**  
 Tel: +351 239 781 466  
**LISBOA, Fnac:**  
 Tel: +351 219 404 004  
**LISBOA, Homem Azul:**  
 Tel: +351 213 629 382  
**LISBOA, Lojas Arena:**  
 Tel: +351 213 155 380  
**LISBOA, Myrdinn's Magic, Lda:**  
 Tel: +351 213 032 258  
**PORTO, Lojas Arena:**  
 Tel: +351 222 011 308  
**SINES, Galeria BT:**  
 Tel: +351 269 632 511  
**TELHEIRAS, Tabak:**  
 Tel: +351 217 165 574

**PUERTO RICO**

**SAN JUAN, Game Wizard:**  
 Tel: +787 449 8369  
**SAN JUAN, Maximum Dc:**  
 Tel: +787 756 9634

**ROMANIA**

**BUCURESTI, Hobby Games:**  
 Tel: 0040 72 1204918

**RUSSIA**

**BARNAUL, Europa:**  
 Tel: 8 (903) 672 0615  
**BOR, Karusel:**  
 Tel: 8 (83159) 65 297  
**CHELJABINSK, Hobby Store:**  
 Tel: 8 (912) 320 7006  
**CHERPOVECH, Galaktika:**  
 Tel: 8 (921) 253 6387  
**EKATERINBURG, Magicportal.ru:**  
 Tel: 8 (343) 310 3987  
**EKATERINBURG, Mosigra:**  
 Tel: 8 (343) 372 3446  
**EKATERINBURG, World of Models:**  
 Tel: 8 (343) 381 0071  
**IRKUTSK, Krasivaya Igra:**  
 Tel: 8 (3952) 722 972  
**KALININGRAD, Fangorn:**  
 Tel: 8 (4012) 521 524  
**KAZAN, Urza:**  
 Tel: 8 (917) 247 7938  
**KHABAROVSK, Karton:**  
 Tel: 8 (924) 1019 100  
**KRASNOYARSK, Hobby Land:**  
 Tel: 8 (905) 477 0025  
**KRASNOYARSK, Astronomikon:**  
 Tel: 8 (905) 477 0025  
**KRASNOYARSK, Rodniki:**  
 Tel: 8 (913) 573 3843  
**KRASNOYARSK, Mosigra:**  
 Tel: 8 (913) 293 7158  
**KRASNOYARSK, Stek CD-DVD:**  
 Tel: 8 (913) 365 2751  
**LUKINO, Aisberg:**  
 Tel: 8 (908) 759 4906  
**MAGNITOGORSK, Gostinniy Dvor:**  
 Tel: 8 (3519) 280 496  
**MOSCOW, Altdorf:**  
 Tel: 8 (495) 964 2762  
**MOSCOW, Altdorf:**  
 Tel: 8 (495) 628 3337

**MOSCOW, Altdorf:**

Tel: 8 (495) 135 5068  
**MOSCOW, Altdorf:**  
 Tel: 8 (495) 261 5075  
**MOSCOW, Cardplace.ru:**  
 Tel: 8 (495) 630 5429  
**MOSCOW, Edinorog:**  
 Tel: 8 (906) 085 8907  
**MOSCOW, Mosigra:**  
 Tel: 8 (495) 641 8331  
**MOSCOW, Paladin:**  
 Tel: 8 (926) 777 1777  
**MOSCOW, Portal:**  
 Tel: 8 (495) 633 1078  
**MOSCOW, Trionimos.ru:**  
 Tel: 8 (495) 951 5405  
**MOSCOW, IP Kopeykin:**  
 Tel: 8 (904) 879 7505  
**NIZHNIY NOVOGOROD, Fishka:**  
 Tel: 8 (831) 2777 666  
**NOVOMOSKOVSK, World of Models:**  
 Tel: 8 (915) 709 6404  
**NOVOSIBIRSK, Clever Games:**  
 Tel: 8 (921) 315 9535  
**NOVOSIBIRSK, Clever Games:**  
 Tel: 8 (913) 923 5388  
**OREL, Hobbit Store:**  
 Tel: 8 (980) 361 7957  
**PENZA, Blockbuster:**  
 Tel: 8 (962) 474 3886  
**SARATOV, Petropavlovsky:**  
 Tel: 8 (912) 789 8412  
**ROSTOV NA DONU, Samolety, Tanki, Korabli:**  
 Tel: 8 (863) 263 8553  
**SARATOV, Alien-Logic:**  
 Tel: 8 (902) 710 1415  
**SARATOV, Martel:**  
 Tel: 8 (917) 307 9476  
**ST PETERSBURG, Art Miniatures:**  
 Tel: 8 (812) 633 3395  
**ST PETERSBURG, Hobbit:**  
 Tel: 8 (812) 315 7763  
**ST PETERSBURG, Mosigra:**  
 Tel: 8 (812) 920 5108  
**ST PETERSBURG, Sargona:**  
 Tel: 8 (812) 445 1054  
**TOMSK, Paradi:**  
 Tel: 8 (3822) 514 463  
**TULA, Okinawa:**  
 Tel: 8 (920) 747 5862  
**TVER, Armada:**  
 Tel: 8 (910) 531 7659  
**TYUMEN, Perekrstok Mirov:**  
 Tel: 8 (912) 923 9977  
**TYUMEN, Labirint Mirov:**  
 Tel: 8 (904) 494 1788  
**ULAN-UDÉ, BMV:**  
 Tel: 8 (902) 1674 758  
**VOLOGDA, Mozgolem:**  
 Tel: 8 (8172) 701 530  
**VOLOGDA, Ilya Muromets:**  
 Tel: 8 (8172) 918 7382  
**VORONEZH, Edinorog:**  
 Tel: 8 (903) 856 1839  
**YAKUTSK, Artefact:**  
 Tel: 8 (914) 290 0840  
**YOSHINKAR OLA, Kenga:**  
 Tel: 8 (8362) 460 112

**SERBIA**

**BELGRADE, ANET Hobbystore:**  
 Tel: 00 381 11 3612 525

**SINGAPORE**

**FUNAN CENTRE, Battle Bunker:**  
 Tel: 65 93804050  
**FUSIONPOLIS, Paradigm Infinitum:**  
 Tel: 65 67343858  
**IONS ORCHARD, Prologue Bookstore:**  
 Tel: 65 64651477  
**MIDPOINT ORCHARD, Paradigm Infinitum Pte Ltd:**  
 Tel: 65 67343858  
**PLAZA SINGAPURA, Comics Connection PTE Ltd:**  
 Tel: 65 63378300  
**SEREN CENTRE, Toy Station:**  
 Tel: 65 64680854  
**SUOMERSET, Harris Planerds:**  
 Tel: 65 1465555

**SLOVAKIA**

**BRATISLAVA, Madmaxon:**  
 Tel: +421 2 524 927 87  
**SPISSKA NOVA VES, War Gaming:**  
 Tel: +421903219195

**SLOVENIA**

**BLVD, Pika Pok:**  
 Tel: 00386 45740838  
**LJUBLJANA, Crna Luknja:**  
 Tel: 00386 59031220  
**LJUBLJANA, Dirrendaj Citypark:**  
 Tel: 00386 45768030

**SOUTH AFRICA**

**BELVILLE, The Boys and Mens Hobby Shop:**  
 Tel: 0027 21 914 8608  
**BLOEMFONTEIN, The Games Dungeon:**  
 Tel: 0027 72 851 9970  
**CAPE TOWN, Pastimes Retail:**  
 Tel: 0027 21 421 1191  
**CAPE TOWN, Wizards Books and Games:**  
 Tel: 0027 21 683 0360  
**CRAIGHALL, OtherWorld Games:**  
 Tel: 011 326 0790  
**DORNBURG, Battle Planet:**  
 Tel: 0027 82 845 9393  
**DURBAN, The Hobby Specialists:**  
 Tel: 0027 31 566 4806  
**EAST LONDON, Slatters Toy Magic:**  
 Tel: +27 43 7265762  
**EDENVALE, Plastik:**  
 Tel: 0027 82 783 1489  
**JOHANNESBURG, The Underground:**  
 Tel: +27 11 395 3946  
**JOHANNESBURG, Esswex Retail:**  
 Tel: 0027 11 8883619  
**JOHANNESBURG, Outer Limits Johannesburg:**  
 Tel: 0027 11 482 3771  
**JOHANNESBURG, Outer Limits Pretoria:**  
 Tel: 0027 12 342 4360  
**JOHANNESBURG, Wizards Book and Games:**  
 Tel: 0027 11 890 9253  
**JOHANNESBURG, Warfair:**  
 Tel: 0027 82 431 2242  
**JOHANNESBURG SOUTH, Dragons Den:**  
 Tel: 0027 11 432 3996

**MENILYN, Top CD:**

Tel: 0027 12 361 3122  
**PIETERMARITZBURG, Games Direct:**  
 Tel: +27 33 342 9978  
**RUSTENBURG, Warcy:**  
 Tel: 0027 77 910 5608  
**UMHLANGA, The Hobby Specialists:**  
 Tel: 0027 31 366 4806

**SOUTH KOREA**

**SEOUL, Orcrton:**  
 Tel: 02 6402 5946

**SWEDEN**

**GW GÖTEBORG:**  
 Drottninggatan 52, 411 07,  
 Tel: 031-133958  
 facebook.com/GWGoteborg  
**GW STOCKHOLM:**  
 Master Samuelsgatan 67, 111 21,  
 Tel: 08-21 38 40  
 facebook.com/GWStockholm  
**KARLSTAD, Spel & Fantasi:**  
 Tel: 054-15 10 70  
**LUND, Playoteket Center:**  
 Tel: 040-127810  
**MALMÖ, Playoteket Center:**  
 Tel: 040-185530  
**UMEÅ, Fantasia:**  
 Tel: 090-77 03 60  
**UPPSALA, Fantasia:**  
 Tel: 018-190150  
**UPPSALA, Pysfyndet:**  
 Tel: 018-10 66 07  
**ÖREBRO, Batalj:**  
 Tel: 019-18 46 00  
**ÅVESTA, Vega Video:**  
 Tel: 0226-80078  
**BORLANGE, Hobby Drake:**  
 Tel: 076-1808 040  
**ESKILSTUNA, Lasses Leksaker:**  
 Tel: 0161-303 35  
**FALKENBERG, Lekcenter:**  
 Tel: 0346-807 60  
**FRITSLA, Ritsla Hobby:**  
 Tel: 0320-70166  
**GÄVLE, Hobbyshopen:**  
 Tel: 026-18 62 99  
**GÖTEBORG, Goblin Games:**  
 Tel: 031-459401  
**GÖTEBORG, Toys Leksaker & Hobby:**  
 Tel: 031-51 41 50  
**HALMSTAD, Lekcenter:**  
 Tel: 035-15 91 75  
**HUDDINGE, Humlan Lek & Hobby:**  
 Tel: 08-689 8885  
**KALMAR, Lek & Hobby:**  
 Tel: 0480-24717  
**KARLSKRONA, Leksakshuset:**  
 Tel: 0455-24082  
**KATRINEHOLM, Narren Spel:**  
 Tel: 0150-12032  
**KIRUNA, Lekshuset Lekia:**  
 Tel: 0980-825 65  
**KUNGSBACKA, Lek & Hobby:**  
 Tel: 0360-14136  
**KUNGÄLV, Frökarna Bus:**  
 Tel: 0303-139 40  
**LAHOLM, Lekia:**  
 Tel: 0430-10089  
**LANDSKRONA, Leksakshuset:**  
 Tel: 0418-107 90  
**LIDKÖPING, Game Maniacs:**  
 Tel: 0510-25320  
**LIDKÖPING, Sagoland:**  
 Tel: 0111-22290  
**LJUNGBY, Lekman:**  
 Tel: 0372-13481  
**LULEÅ, Barnes Hus:**  
 Tel: 0920-220095  
**LULEÅ, locus:**  
 Tel: 0920-49954  
**LUND, Unispel:**  
 Tel: 046-205 9112  
**MALMÖ, Hörnan på Limhamn:**  
 Tel: 040-367520  
**NORRKÖPING, Hobbyhörnarna:**  
 Tel: 0111-62120  
**NORRKÖPING, Lekshuset:**  
 Tel: 0112-87078  
**NORRTÄLJE, Lekplaneten:**  
 Tel: 0176-12558  
**NYKÖPING, Laka TV-spel:**  
 Tel: 0155-281000  
**NÄSKÖPING, Åsas Leksaker:**  
 Tel: 08-520 1123  
**ÖRNINGE, Hobbies:**  
 Tel: 08-715201  
**SALA, Elons Leksaker:**  
 Tel: 022-41 03 14  
**SKELLEFTÅ, Legend:**  
 Tel: 091-01 35 82  
**STOCKHOLM, Arcane på Hagagatan:**  
 Tel: 08-22 25 22  
**STOCKHOLM, Högdalens Leksaker:**  
 Tel: 08-749 1146  
**STOCKHOLM, Dragons Lair:**  
 Tel: 08-6558 60 19  
**STOCKHOLM, Hobbyisterna:**  
 Tel: 08-403 90500  
**STOCKHOLM, Science Fiction Bokhandeln:**  
 Tel: 08-21 50 52  
**SUNDBÖRN, Göransson's Färg:**  
 Tel: 023-621 55 03  
**SUNDSVALL, Orion Spel:**  
 Tel: 060-155 947  
**TROLLHÄTTAN, Hobbyhörnarna:**  
 Tel: 0520-13363  
**UMEÅ, Incrade:**  
 Tel: 090-196 590  
**UDDEVALLA, Olles Leksaker:**  
 Tel: 0522-84820  
**VARBERG, Fyndmagasinet:**  
 Tel: 0340-679990  
**VÄRMBY, Lekia:**  
 Tel: 0492-11168  
**VISBY, Skuggspel:**  
 Tel: 0498-21 10 82  
**VÄSTERÅS, Zetterlunds:**  
 Tel: 021-10 44 91  
**VÄSTERVIK, Lekstugan:**  
 Tel: 0490-36171  
**VÄXJÖ, Helges Håla:**  
 Tel: 047-02 18 60

**YSTAD, Tv-Spelhörnarna:**

Tel: 0411-66680  
**ÅNGELHOLM, Leksaksmagazinet:**  
 Tel: 0431-82350  
**ÖSTERSUND, Hobbyboden:**  
 Tel: 0675-13310

**TAIWAN**

**CHANGHUA, Lian Xin:**  
 Tel: +886 4 8870420  
**GANGSHAN, Toys Cat:**  
 Tel: +886 7 6214940  
**HSINCHU, Mini Shoppa:**  
 Tel: +886 3 5231802  
**HSINCHU, Style Toy House:**  
 Tel: +886 3 5612499  
**KAOSHUNG, Dwarf's Goldmine:**  
 Tel: +886 7 2299467  
**KAOSHUNG, Longmen:**  
 Tel: +886 7 3118867  
**KAOSHUNG, Toys Cat:**  
 Tel: +886 7 6214940  
**PINTUNG, Texas TV Game Shops:**  
 Tel: +886 8 7212720  
**TAICHUNG, Fantasy House:**  
 Tel: +886 4 2313270  
**TAINAN, Star Toy Castle:**  
 Tel: +886 6 2470927  
**TAIPEI, Akmigames:**  
 Tel: +886 2 27419964  
**TAIPEI, Cacacety:**  
 Tel: +886 2 23099579  
**TAIPEI, MPK Hobby Shop:**  
 Tel: +886 2 28161466  
**XINBEI, Table Games:**  
 Tel: +886 2 29035898

**THAILAND**

**BANGKOK, A Framing:**  
 Tel: +66 8414 64313  
**BANGKOK, Battlefield Bangkok:**  
 Tel: +66 2747 9719  
**BANGKOK, Slice and Dice:**  
 Tel: +66 8149 87591  
**BANGKOK, Thinx Hobby:**  
 Tel: +66 8999 31129  
**CHIANG MAI, Hobo Books:**  
 Tel: +66 8158 25741  
**CHONBURI, Pattaya Players:**  
 Tel: +66 8909 29523

**UKRAINE**

**DNEPROPETROVSK, Golbin:**  
 Tel: 0038067564 8358  
**DNEPROPETROVSK, Modelist:**  
 Tel: 0038067564 8358  
**DONETSK, Toy Story:**  
 Tel: 00380621387 5203  
**KARKIV, Aladdin:**  
 Tel: 0038057715 7738  
**KIEV, Budnik Igrshok:**  
 Tel: 00 38 37 851123  
**KIEV, Budnik Igrshok:**  
 Tel: 00 38 5 733 979  
**KIEV, Budnik Igrshok:**  
 Tel: 00 38 5 821 305  
**KIEV, Budnik Igrshok:**  
 Tel: 00 38 3 230 150  
**KIEV, Budnik Igrshok:**  
 Tel: 0303-139 40  
**KIEV, Game Hall:**  
 Tel: 0038044456 7388  
**KIEV, Karmel:**  
 Tel: 0038067759 4042  
**KIEV, Models:**  
 Tel: 00380671417 2442  
**KIEV, Toy Story:**  
 Tel: 00380644571 3979  
**KIEV, Toy Story:**  
 Tel: 0038064581 2385  
**KIEV, Toy Story:**  
 Tel: 0038064459 3494  
**KIEV, Toy Story:**  
 Tel: 0038064417 2442  
**KIEV, Toyland:**  
 Tel:





# GAMES WORKSHOP®

## PREMIUM STORES

Games Workshop Premium Stores are a select group of independent retailers located across the UK and Europe that offer a 'complete hobby experience', more akin to a GW Hobby Centre than a traditional independent retailer.

- Premium Stores are independent retailers who offer a wide range of Games Workshop products and are able to look after all new and established hobbyists.
- Should you find a specific miniature or boxed set is not available in the store, these stockists also offer a Mail Order service giving you access to the entire Games Workshop range.
- Their knowledgeable staff are on hand to offer help and advice on your army, from planning your next purchase to plotting killer tactics for your games. Please feel free to ask any hobby questions.
- In these stores you can expect painting lessons and other hobby activities such as conversion clinics – call your local Premium Store for details.
- Premium Stores also have a number of dedicated gaming tables in their stores which are used to run introductory games, hold in-store tournaments, bespoke mega battles or general open-play gaming where anyone can bring their armies along for a game.



Check out the list below to find your local stockist!



The following stores have been designated Premium Stockists, and we plan to open more in the future, so keep a look out in White Dwarf for stockists near you.

### BELGIUM

**HASSELT, Oberonn:**  
Kempische Steenvweg 27, 3500  
Tel: 011 35 13 58  
**LEUVEN, De Spelfanaat:**  
Sint Hubertusstraat 3  
Tel: 016 843 630  
**MECHELEN, De Spelfanaat:**  
Vismarkt 32, 2800  
Tel: 015 34 59 07

### DENMARK

**AALBORG, Dragons Lair:**  
Algade 53, 9000  
Tel: +45 98 12 16 18  
**ÅRHUS C, Dragons Lair:**  
Skt. Knuds Torv 3, 8000  
Tel: +45 86 18 44 03  
**KØBENHAVN K, Faraos Cigarer:**  
Skindergade 27, 1159  
Tel: +45 33 67 20 09  
**LYNGBY, Faraos Cigarer:**  
Jernbanepladsen 63, 2800  
Tel: +45 32 10 23 23  
**ODENSE C, Dragons Lair:**  
Gråbrødrepassagen 9, 5000  
Tel: +45 63 11 12 19  
**ROSKILDE, Fanatic Roskilde:**  
Grønnegade 2, 4000  
Tel: +45 46 36 35 48

### FINLAND

**ESPOO, Tapiolan Pelikauppa:**  
Kauppamiehentie 1, 02100  
Tel: 09 - 412 9941

### HELSINKI, Fantasiapelit Helsinki:

Vilhonkatu 4 B, 00100  
Tel: (09) 650 803

### HELSINKI, Stadin Pelikauppa:

Vuorikatu 14 A, 00100  
Tel: 09 6980300

### JYVÄSKYLÄ, Fantasiapelit Jyväskylä:

Kauppakatu 2, 40100  
Tel: (014) 216 629

### KOUVOLLA, Kouvolan Puolenkuun Pelit:

Kouvolaankatu 14 (ent Valtakatu), 04800  
Tel: (03) 222 52 00

### LAHTI, Lahden Puolenkuun Pelit:

Rautatiekatu 16, 15110  
Tel: 03-7515151

### OULU, Fantasiapelit Oulu:

Rautatiekatu 10, 90100  
Tel: (08) 374 906

### TAMPERE, Fantasiapelit Tampere:

Kuminkankatu 5, 33210  
Tel: (03) 222 52 00

### TURKU, Fantasiapelit Turku:

Humalintiekatu 8, 20100  
Tel: (02) 232 64 13

### ICELAND

**REYKJAVÍK, Nexus:**  
Hverfingurá 701, PO BOX 5085, 125  
Tel: +354 5529961

### IRELAND

#### CORK, Other Realms:

Paul Street Shopping Centre:  
Tel: 06353 21 4222 224

#### DUBLIN, Gamers World:

1 Jervis Street:  
Tel: 00353 879 299 292

### THE NETHERLANDS

#### ARNHEM, Spelkwartier:

Steenstraat 4, 6828 CJ  
Tel: 026 370 2028

#### DEN BOSCH, De Dobbelseen:

Hofhammerstraat 90, 5211 MS  
Tel: 073 614 5530

#### ENSCHDE, Pijplines:

Pijpenstraat 34, 7511 GM  
Tel: 053 430 5727

#### GRONINGEN, De Purperen Draak:

Nieuwe Ebbingstraat 83  
Tel: 050 23 00 959

#### HAARLEM, Spellenhuis:

Kruis Weg 66, 2011 LE  
Tel: 023 531 3188

### LEEUWARDEN, Spellekijn:

Voorstreek 84, 8911 JT  
Tel: 058 213 1112

### LEIDEN, Vliegershops:

Tuifmarkt 2, 2321 CD  
Tel: 071 513 2783

### MAASTRICHT, Vlieg-er-uit:

Bronselestraat 70, 6211 MP  
Tel: 043 325 1653

### MIDDELBURG, De Burcht:

Plein 1940 nr5, 4331 LG  
Tel: 011 865 0048

### NIJMEGEN, Moenen en Mariken:

Van Welderenstraat 70, 6511 MP  
Tel: 024 323 6119

### TILBURG, De Dobbelseen:

Langestraat 176, 5038 SH  
Tel: 013 544 3700

### UTRECHT, Subcultures:

Oude Gracht 194, 3511 NR  
Tel: 030 231 1122

### ZWOLLE, Games-n-Us:

Diezerpoortplas, 8011 XV  
Tel: 038 421 6385

### POLAND

#### BIELSKO-BIALA, Gnom:

ul. Szkolna 15, 43-300 Bielsko-Biala  
Tel: 0048 33 821 34 32

#### KATOWICE, Bard Centrum Gier:

Koscielki 8, 40-049 Katowice  
Tel: 0048 32 257 18 17

#### KRAKÓW, Bard Centrum Gier:

Batorego 20, 31-135 Kraków  
Tel: 0048 12 633 80 63

#### POZNAN, Bard Centrum Gier:

Sw. Marchin 41, Poznan  
Tel: 0048 61 853 82 77

#### WARSAWA, Faber i Faber:

ul. Polna 11, 02-515 Warszawa  
Tel: 0048 22 849 12 65

#### WROCLAW, Bard Centrum Gier:

Szewska 31, 50-139 Wrocław  
Tel: 0048 71 341 74 72

### SWEDEN

#### KARLSTAD, Spel & Fantasi:

Kungälgatan 6, 652 24 Karlstad  
Tel: 054-15 10 70

#### LUND, Playoteket Center:

Clemensborg 6, 222 21 Lund  
Tel: 046-12 78 10

#### MALMÖ, Playoteket Center:

Djånegatan 2, 211 35 Malmö  
Tel: 040-12 04 10

### ÖREBRO, Batalj:

Storgatan 11, 703 61 Örebro  
Tel: 019-18 46 00

### UMEA, Fantasi:

Storgatan 44, 903 26 Umeå  
Tel: 090-77 03 60

### UPPSALA, Fantasi:

Östra Agatan 9, 753 22 Uppsala  
Tel: 018-10 01 50

### UPPSALA, Prisfyndet:

Kungälgatan 39, 753 21 Uppsala  
Tel: 018-10 66 07

### UNITED KINGDOM

#### ALDERSHOT, The Game Shop:

6 Wellington Street, Hampshire, GU11 1DZ  
Tel: 01252 311443

#### CARDIFF, Firestorm Games:

8 Trade Street, Penarth Road, CF10 5DQ  
Tel: 02920 227117

#### HARLOW, Marquee Models:

Unit 79b, The Harvey Centre, Essex, CM20 1XS  
Tel: 01279 423334

#### LEICESTER, Tabletop Tyrant:

668 Bedford Street South, Leicester, LE1 3JR  
Tel: 0116 2533954

#### MANSFIELD, Eye of the Storm:

Matlock Mill, Hamilton Way, NG18 5BU  
Tel: 01623 238919

#### SHEFFIELD, Wargames Emporium:

Workshop 8, Orchard Square, Sheffield, S1 2FB  
Tel: 0114 2754826

#### WELLINGTON, Questing Knights Games:

The Parade, Telford, TF1 1PS  
Tel: 01952 417747


#### WIRRAL, Wargamestore:

Brimstage Hall Courtyard, Brimstage, CH63 6JA  
Tel: 01244 678139



# MASTERCLASS

## SCULPTING



Come and spend a day in the Warhammer World Masterclass Workshop learning specialised sculpting techniques. Sculpting expert Aly Morrison will take you through all the steps required to build your skill using Green Stuff to produce great results on an Undead Greatsword!

**5th May 2012,  
Warhammer World, Nottingham**

#### Materials provided for you on the day

- An Empire Greatsword model which has been fully prepared for use, sculpting tools and all the Green Stuff you will need to practise the techniques being shown!
- Participants must be aged 16 or over.
- For any further information regarding the event, e-mail us at [whworldevents@games-workshop.co.uk](mailto:whworldevents@games-workshop.co.uk), or call us on 0115 9004994.

#### What does the ticket cover?

- Hands on tuition from Aly Morrison, Trish Carden and Aragorn Marks – all experts from the Design Studio who are responsible for many of the wonderful miniatures you play with today!
- Tea and coffee will be provided throughout the day.
- A hot lunch with your tutors.
- Access to all of Warhammer World's facilities, including the Citadel Miniatures Hall.
- Tickets cost £105.00 per person and are available from [whworldevents@games-workshop.co.uk](mailto:whworldevents@games-workshop.co.uk).

**Tickets available from 7th March 2012!**



# EVENTS DIARY

Play amazing games at Throne of Skulls or get hobby tuition from some of the best at our Masterclass events! Attend our events to learn new skills or meet new people. Your weekends will never be the same again!

## March 2012

### March 10th



#### SCENERY MASTERCLASS: UNHOLY GROUND

**Details:** Realm of Battle Gameboards look amazing with a scenery centrepiece to show them off. We have got scenery experts Chad Mierzwa and Gareth Williams to come along and show you first-hand how to make the Chaos converted Honoured Imperium scenery piece to look like the one featured in White Dwarf issue 370.

**Tickets:** Tickets cost £115 per person and include all the tools and scenery you will need to make your masterpiece on the day, and includes hot drinks and food with the tutors.

### March 17th



#### WARHAMMER THRONE OF SKULLS MARCH '12

**Details:** Come to Warhammer World and take part in the first Warhammer Throne of Skulls event of 2012 as we unleash the armies of The Old World in conflict for a whole weekend! Grab your army and come along for a great weekend of gaming, take a look at some wonderful looking armies, and swap war stories with friends old and new.

**Tickets:** Tickets cost £58 per player and include access to the event and three meals over the weekend.

### March 31st



#### REALM OF BATTLE WORKSHOP

**Details:** Ever wanted a Citadel Realm of Battle Gameboard for your home but didn't think you would ever get around to painting it? Come and spend the day with Warhammer World's scenery experts and paint a whole board ready to take home in one day. We'll even throw in dinner and drinks!

**Tickets:** Tickets cost £250 per person and include a Citadel Realm of Battle Gameboard and everything you will need to assemble and paint it on the day.



## GOLDEN DEMON

### UK GOLDEN DEMON 2011 WINNER'S DISPLAY

From March 31st to June 10th 2012

In the rush of Games Day the one thing most hobbyists want to see more of, but get the least time with, are the Golden Demon cabinets. At Warhammer World you'll have a second chance to see these award winning miniature masterpieces, as many of the winning painters have agreed to place their miniatures on display in the Citadel Miniatures Hall.

[WWW.GAMES-WORKSHOP.COM](http://WWW.GAMES-WORKSHOP.COM)



FIND OUT WHAT'S GOING ON AT WARHAMMER WORLD AND YOUR LOCAL HOBBY CENTRE WITH  
FACEBOOK, TWITTER AND ON [WWW.GAMES-WORKSHOP.COM](http://WWW.GAMES-WORKSHOP.COM)



# April 2012

April 28th



## WARHAMMER 40,000 THRONE OF SKULLS APRIL '12

**Details:** War has come again. Spent casings litter the floor as the air is filled with tracer rounds, ion beams and crackling green lightning. Victory is fleeting and failure is washed away by the tide of battle. Wage bloody war over five games this weekend and achieve lasting supremacy for your race as you carve your destiny into the stars themselves!

**Tickets:** Tickets cost £58 per player and include access to the event and three meals over the weekend.



# May 2012

May 5th



## SCENERY MASTERCLASS: DWARF BREWHOUSE

**Details:** Come and spend a day in the Warhammer World Scenery Masterclass workshop, and learn how to build your very own Dwarf Brewhouse from scenery legends Ray Dranfield and Gareth Williams. Responsible for the world class scenery in Warhammer World their advice is second to none. We will provide everything you need to assemble your Brewhouse and will even give you a painting guide to take with you.

**Tickets:** Tickets cost £110 per person.

May 12th



## WARHAMMER DOUBLES WEEKEND

**Details:** Stand back to back once more as you unleash a myriad of spells, shot and slaughter upon your unsuspecting foes! You and your stalwart ally, duped pawn or nefarious conspirator must see off a multitude of rival teams in this arena of conquest! Play five great games over the weekend where only the mightiest will prevail!

**Tickets:** Tickets cost £90 per team.

May 26th



## WARHAMMER 40,000 CAMPAIGN WEEKEND: BADAB WAR PART II

**Details:** The Badab War is one of the blackest moments in Imperial History. A bitter war between two factions wreaks havoc on the area of Imperial space known as The Maelstrom. Alliances are forged and shattered in heartbeats. As you wage war your chosen hero will gain fame and notoriety as you discover what fate awaits you in the Badab War!

**Tickets:** Tickets cost £58 per player

## DOUBLES WEEKEND

# WARHAMMER 40,000

Come to Warhammer World this summer to take part in this awesome gaming event. Grab your closest ally and prepare for war against other teams of two. It's a great opportunity to meet new and old friends right at the heart of the hobby!

**30th June & 1st July 2012,  
Warhammer World, Nottingham**

**What will you need to attend?**

- A fully painted and based 1,750 point Warhammer 40,000 army, broken down into two 875 point forces.
- A copy of the Warhammer 40,000 rulebook and your relevant Codex, as well as dice, templates and a tape measure.
- Travel and accommodation for the weekend.
- The Event Rules Pack and Warhammer World Events Guide. These are available to download from the Warhammer World section of [www.games-workshop.com](http://www.games-workshop.com).
- Players must be aged 12 or over, players under 16 must be accompanied by a responsible adult.
- For any further information regarding the event, e-mail us at [whworlddevents@games-workshop.co.uk](mailto:whworlddevents@games-workshop.co.uk), or call us on 0115 9004994.

**What does the ticket cover?**

- Five great games of Warhammer 40,000 over the weekend!
- Loose! on Saturday and Sunday, and an evening meal on Saturday.
- Early registration between 18:00-20:00 on Friday night, and open gaming until 22:00.
- Organised entertainment on Saturday evening, including a Warhammer 40,000 themed pub quiz!
- Access to all of Warhammer World's facilities, including the Miniatures and Exhibitions Hall.
- Tickets cost £90 per team and are available from [www.games-workshop.com](http://www.games-workshop.com).

**Tickets available from 7th March 2012!**

## TICKETS FOR FORTHCOMING EVENTS

To help you plan which Warhammer World events you want to attend and make sure you don't miss out, here are the ticket on sale dates for our upcoming events.

Event	Ticket On Sale Date
August Realm of Battle Workshop	3rd January 2012
Golden Demon Masterclass	4th April 2012
July Warhammer 40,000 Throne of Skulls	4th April 2012
Young Bloods Throne of Skulls	4th April 2012
Forge World Masterclass	2nd May 2012
College of Artisans	2nd May 2012
September Warhammer 40,000 Doubles	6th June 2012
September Warhammer Throne of Skulls	6th June 2012

## Tickets and Contact Details

**Tickets:** Tickets for all events are available from Customer Services on 0115 91 40000 and from [www.games-workshop.com](http://www.games-workshop.com)

**Contact:** Contact the Warhammer World Events Team on 0115 900 4994 or by email at: [whworlddevents@games-workshop.co.uk](mailto:whworlddevents@games-workshop.co.uk)



GWWarhammerWorld

@GW\_WHWorld





# WARHAMMER®

## THRONE OF SKULLS™

### JUNE 2012



Get down to Warhammer World and take part in the Warhammer Throne of Skulls event as gamers from all over the world come together for a weekend of swapping old war stories, making new ones and filling in the grudge book with a whole host of new names!

**23th June 2012, Warhammer World, Nottingham**  
**Tickets available from 7th March 2012**

#### What will you need to attend?

- A fully painted and based 2000 point Warhammer army.
- A copy of the Warhammer rulebook and your relevant Army Book, as well as dice, templates and a tape measure.
- Travel and accommodation for the weekend.
- The Event Rules Pack and Warhammer World Events Guide. These are available to download from the Warhammer World section of [www.games-workshop.com](http://www.games-workshop.com).
- Players must be aged 16 or over.
- For any further information regarding the event, e-mail us at [whworldvents@games-workshop.co.uk](mailto:whworldvents@games-workshop.co.uk), or call us on 0115 9004994.

#### What does the ticket cover?

- Five great games of Warhammer over the weekend!
- Lunch on Saturday and Sunday, and an evening meal on Saturday.
- Early registration between 18:00–20:00 on Friday night, and open gaming until 22:00.
- Organised entertainment on Saturday evening, including a Warhammer-themed pub quiz!
- Access to all of Warhammer World's facilities, including the Miniatures Hall.
- Tickets cost £58 per player and are available from [www.games-workshop.com](http://www.games-workshop.com).







# Forge World

+++Begin auto-cogitator playback+++

Pict-transmission/distress call received from Imperial garrison at Outpost Kappa-Rho, Beta Anphelion IV.

No further transmissions received from Inquisitor Solomon Lok (c/ref Elysian D-99); presumed taken to the Emperor's Grace.

All records sealed by order of ++INCONSESSUS++

[www.forgeworld.co.uk](http://www.forgeworld.co.uk)

*Thought for the day: To attempt understanding is folly when dealing with aliens.*



*Behold the benighted face of the xenos.  
Vast bio-cannons form a ranged armament.*



*Tactical advice:  
The underbelly of this foul xeno-form is  
defended by writhing lash whip tendrils.*



# KNOW THY ENEMY

Magos Biologis Darvus has provided us with the following holo-slate file showing known Tyranid xeno-forms from recent encounters with Hive Fleet Leviathan. The Battle-Brother image on the right is presented in scale for comparative purposes. Other learnings from Magos Darvus' studies conclude that you should use grouped head shots where possible to maximise kill efficiency.

*Thought for the day: The wretched alien mind cannot be measured by any human standard.*



Space Marine



Ripper Swarm

Termagant

Hormagaunt

Gargoyle

Tyranid Warrior

Genestealer

Broodlord

Lictor

Deathleaper



Spore Mine

Tyrant Guard

Hive Guard

Pyrovore

Biovore

Ravener

Venomthrope

Zoanthrope



Hive Tyrant

Winged Hive Tyrant

The Swarmlord

Teroigon



Carnifex

Tyrannofex

Mauloc

Trygon



# WHITE DWARF



NEXT MONTH WARHAMMER: CIVIL WAR CONCLUDES  
ON SALE 31<sup>ST</sup> MARCH



# SUBSCRIPTIONS

Get your first **3 issues**  
for only **£5!**

A saving of more than 60% off the cover price.  
Hereafter your subscription will be  
just £9 every 3 months

- This means you effectively get a **FREE** issue every three months
- Get access to the exclusive subscriber model every year. Check out this year's White Dwarf 'Pirate' above!
- Have every issue of White Dwarf delivered direct to your home
- **Most importantly, it guarantees you never miss another issue!**

**01778 392 083**  
**Call now to subscribe**

Alternatively fill in the form opposite

☐ I would like to pay by Direct Debit  
(I understand that £9.00 will be debited from my account every 3 months)

Originator's  
Identification Number  
388464

Instruction to your Bank  
or Building Society to  
pay by Direct Debit.



To the Manager (Bank Name).....

Address .....

.....Postcode .....

Name(s) of account holder(s) .....

Branch sort code

Bank/Building Society

Ref No (Office use only)

Signature(s) .....

Date .....

Banks and Building Societies may not accept Direct Debit Instructions for some types of account

Please pay Games Workshop Direct Debit from the account detailed in this instruction subject to the safeguards assured by the Direct Debit Guarantee. I understand that this instruction may remain with Games Workshop and, if so, details will be passed on electronically to my Bank/Building Society.

I would like to subscribe to White Dwarf beginning with issue: WD

Title .....Forename .....

Surname .....

Address .....

Postcode .....Country.....

Telephone (inc STD code) .....

The subscription is a gift for the person detailed below.

Title .....Forename .....

Surname .....

Address .....

Postcode .....Country.....

Telephone (inc STD code) .....

## RETURN THIS FORM TO

White Dwarf, Warners Subscriptions Dept, FREEPOST PE211, Bourne, Lincs, PE10 9BR

TERMS AND CONDITIONS: The guarantee is offered by all Banks and Building Societies that take part in the Direct Debit scheme. The efficiency and security is monitored and protected by your own Bank or Building Society. If the amount to be paid or the payment date details change, Games Workshop will notify you 10 working days in advance of your account being debited or as otherwise agreed. If an error is made by Games Workshop or your Bank or Building Society, you are guaranteed a full and immediate refund from your branch of the amount paid. You can cancel your Direct Debit at any time, by writing to your Bank or Building Society. Please also send a copy of your letter to us.

Reply by 31/03/2012 to take advantage of this offer. Warner ref. WD-DD-387



