

**GAMES
WORKSHOP**

CIVIL WAR: NEW WARHAMMER EXPANSION INSIDE

WHITE DWARF

GAMES WORKSHOP'S MONTHLY MAGAZINE

WD385 January 2012



WE KICK OFF THE
25TH ANNIVERSARY YEAR
OF WARHAMMER 40,000.

WARHAMMER

VAMPIRE COUNTS
FIND OUT ABOUT THE NEW
MINIATURES AND RULES.



GAMES DAY 2012
EXCLUSIVE
MINIATURE REVEALED.

**GAMES
WORKSHOP**

01

ISSN 0265-8712

9 770265 871073

WD385 JANUARY 2012 £4.50 WWW.GAMES-WORKSHOP.COM

01

9 770265 871073

£7.50 DENMARK Godt: SWEDEN/NORWAY 70sk/nkr: CHINA 65rmb: POLAND 22.50zł



Cover artwork by Dave Gallagher

WHITE DWARF 385 JANUARY 2012

STUDIO WHITE DWARF TEAM

Editor: Andrew Kenrick.

Staff Writers: Simon Grant and Andy Hall.

Designers: Tom Hutchings and Matthew Hutson.

Assistant Designer: Kris Shield.

Digital Assistant: Phil Cowey.

Reprographics: Jim Shardlow.

UK TEAM

Coordinator: Rik Turner

Contributors: Nick Bayton, Joe Cox, Dave Cundy, Zak Gucklhorn, Bek Hawky, Karen Miksa, Adam Snook and Lise Ward.

CONTRIBUTORS

Dave Andrews, Steve Bowerman, Robin Cruddace, Matthew Hobday, Jervis Johnson, Stefan Kellhofer, Phil Kelly, Mark Latham, Glenn More, Chad Mierzwa, Chris Peach, Duncan Rhodes, Adam Troke, Jeremy Vetock, Sarah Wallen and Matthew Ward.

CITADEL DESIGN TEAM

Mike Anderson, Giorgio Bassani, Trish Carden, Juan Diaz, Martin Footitt, Michael Fores, Colin Grayson, Jes Goodwin, Mark Harrison, Alex Hedström, Nick Ho, Matt Holland, Neil Langdown, Darren Latham, Aragorn Marks, Aly Morrison, Brian Nelson, Gavin Newton, Oliver Norman, Seb Perbet, Alan Perry, Michael Perry, Dale Stringer, Dave Thomas and Tom Walton.

'EAVY METAL TEAM

Neil Green, David Heathfield, Mark Holmes, Matt Kennedy, Kornel Kozak, Joe Tomaszewski and Anja Wettergren.

ARTWORK

John Blanche, Alex Boyd, Kevin Chin, Paul Dainton, David Gallagher, Neil Hodgson, Nuala Kinrade and John Michelbach.

CUSTOMER SERVICES

Games Workshop online
www.games-workshop.com
Tel: (0044) 0115 91 40000
Fax: (0044) 0115 916 8044

FORGE WORLD

www.forgeworld.co.uk
Tel: (0044) 0115 916 8177
Fax: (0044) 0115 916 8044

THE BLACK LIBRARY

www.blacklibrary.com

Games Workshop Limited
Willow Road, Lenton
Nottingham
NG7 2WS

Registered in England and Wales
– Company No. 01467092.



So it's the start of a new year and a time when many of us are looking to the future with cheery optimism and hobby resolutions aplenty for the year ahead.

Not so for the denizens of the Warhammer world, who will be busy hurrying home before night falls and the restless dead stalk the streets once again. Yes, just when you thought it was safe to go out after dark the Vampire Counts march forth once more, eager to drain the blood from the living and crush the civilised lands beneath their heel.

I know a thing or two about the armies of the Undead, that's for sure. And I don't mean because I'm a Tomb Kings player myself, but because one of my main gaming opponents – Matt Hutson – is a Vampire Counts player. The maniacal gleam in his eyes and lust for blood suits him well, it has to be said. As those of you who picked up Blood in the Badlands last month will know, my proud legions from Khemri repeatedly clashed with Matt's Direhost – not entirely successfully, it has to be said – and since he got his hands on the new Vampire Counts army book my fortunes have only gotten worse.

Luckily up till now he's only been using the new rules, and not the new models, but from my desk I can see Matt's army growing once more. My spies say he's finishing up some Vargheists (flying vampiric monstrous infantry – eek and eek again!), and from here I can just make out the sinister silhouette of a Mortis Engine taking shape. Those things are nasty as anything, it must be said.

But don't just take my word for it – over the next few pages we'll show off all the new releases and Simon Grant takes a look at the (not so) beating heart of the army – the Vampires and the Necromancers. Andy Hall

presents the story of Mannfred von Carstein's latest machination – to capture the daughter of the Phoenix King of Ulthuan – as well as a battle report to refig the dastardly War in the Border Princes.

And if that's not enough, we've got the first part of a new serialised Expansion for Warhammer – Civil War – for fighting bitter battles pitting brother against brother. I think the next time my Tomb Kings march to war it might well be against that other dastardly Undead rival of mine, Adam Troke and the legion of King Trokedor the Inflammable...

Andrew Kenrick, Editor



Copyright © Games Workshop Limited 2012 excepting all materials pertaining to the New Line theatrical productions: The Fellowship of the Ring, The Two Towers, and The Return of the King which are © MMXXI New Line Productions, Inc. All Rights Reserved. The Lord of the Rings, The Fellowship of the Ring, The Two Towers, The Return of the King, and the names of the characters, items, events and places therein are trademarks of The Saul Zaentz Company d/b/a Middle-earth Enterprises. All Tolkien Enterprises under license to New Line Productions, Inc. and Games Workshop Ltd. All Rights Reserved. Games Workshop, the Games Workshop logo, 'Eavy Metal, Citadel and the Citadel device are either ®, TM and/or © Games Workshop Ltd 2000-2012, variably registered in the UK and other countries around the world. All Rights Reserved.

Games Workshop, the Games Workshop logo, GW, Citadel, the Citadel device, Citadel Finest, Warhammer, Warhammer logo, Warhammer Armies, The Game of Fantasy Battles, the twin-tailed comet device, Warhammer 40,000, the Warhammer 40,000 logo, 40K, 40,000, the double-headed eagle/Aquila design, White Dwarf and all associated marks, logos, names, places, characters, creatures, races and race insignia, illustrations and images from the Warhammer world and Warhammer 40,000 universe are either ®, TM and/or © Games Workshop Ltd 2000-2012 variably registered around the world. All Rights Reserved.

SUBMISSIONS All material submitted to us for publication is only accepted on the assumption that the copyright in it is, by the very act of submission, unconditionally assigned by the author as beneficial owner and with full title guaranteed to Games Workshop Limited. We also retain the right to edit and/or amend all material as we see fit. So, if you do not wish to assign copyright in this way, please do not send us your submission. We're afraid we cannot work in any other way! Full details of our submissions policy can be found on the legal section of our website at: <http://www.games-workshop.com>

CORRESPONDENCE We welcome comments about White Dwarf, Games Workshop games and Citadel miniatures. All letters except subscriptions and Mail Order should be addressed to: White Dwarf, Games Workshop, Willow Road, Lenton, Nottingham NG7 2WS.

Please mark your envelope clearly with the name of the game you are writing to us about. If you want a reply you must enclose a self-addressed stamped envelope (overseas readers should include IRCs). We receive an enormous amount of mail. We do read every letter but it may take a little time for us to reply to you, so please be patient!

You can find Games Workshop on the World Wide Web at the following internet address:

www.games-workshop.com



Please be aware that Games Workshop products are usually sold unpainted and unassembled and the contents of any products may vary from those shown herein (for example, any banners shown may not necessarily be included). Pictures are used for illustrative purposes only. In accordance with national laws, Games Workshop is prohibited from selling spray paints and bladed equipment to certain age groups. Further, certain Citadel products may be dangerous if used incorrectly and Games Workshop does not recommend them for use by children under the age of 16 without adult supervision. Whatever your age, be careful when using glues, bladed equipment and sprays and make sure that you read and follow the instructions on the packaging. Prices correct at time of going to press. Customers are advised to contact Games Workshop for current availability and current Games Workshop prices. Prices quoted are for products sold by Games Workshop through its own stores, catalogue or website. Independent retailers are responsible for determining their own prices.



5 011921 027538
Product Code: 60249999385
ISSN: 0265-8712 01

WARHAMMER®

THE DEAD WILL RISE

This month the Vampire Counts of Sylvania raise their armies of the restless dead to destroy the lands of the living once and for all. We take an in-depth look at the new miniatures and army book, including exclusive extracts, starting on page 20.



FEATURES

22 BORN OF BLOOD

The Vampire Counts muster their armies of the dead and march to wage war on the living. Simon Grant takes a look at some of these denizens of Sylvania.

34 THE DARK ARTS

Simon Grant examines the dark magicks of the Necromancers that plague the lands of the living with shambling hordes of the Undead.

60 TACTICA: NECRONS

Freshly awakened from his hibernation, Mat Ward shares his tactics and grand strategies for how to (re)conquer the galaxy in the name of the Necrons.

77 WARHAMMER: CIVIL WAR

Jervis Johnson presents a brand-new set of rules for fighting civil wars, pitching brother against brother on the battlefields of the Warhammer world.

88 SORCEROUS PACTS

The dread counts of Sylvania are not the only generals to command the restless dead – when a Storm of Magic howls even mortal Wizards can summon the dead.

92 GAMES DAY

It's the start of a new year and a new season of awesomely fun Games Days! We present the complete calendar of upcoming dates, as well as the new Games Day model.

HOBBY

38 'EAVY METAL SHOWCASE

The 'Eavy Metal team showcase some of the awesome Vampire Counts miniatures that they've painted.

70 PAINTING WORKSHOP: GHORGON

In this painting guide, Chad Mierzwa puts his monster-painting skills into practice with the Ghorgon.

98 PAINTING WORKSHOP: MORTIS ENGINE

Steve Boverman shows us how to paint the Mortis Engine, and offer tips for painting the legions of the Undead.

BATTLE REPORT



42 WAR IN THE BORDER PRINCES

We present the background, scenario and even a battle report based on Manfred von Carstein's evil plan.

REGULARS

02 NEW RELEASES

The latest releases from the Citadel forges.

19 NEWS

All the goings on in the hobby world.

58 STANDARD BEARER

This month Jervis talks about never winning games.

94 ARMIES ON PARADE

Dan Harden's army of Haradrim.

106 THE AUGURY

The latest events and activities near you.

120 HALL OF FAME

Kevin Chin nominates a model for the Hall of Fame.

NEW RELEASES

WARHAMMER®

VAMPIRE COUNTS

Sylvania stirs as this month the Vampire Counts rise from their crypts, grave-beasts lurch out of dread forests or forgotten tombs, and Vampires breathe unlife into the denizens of fell castles long abandoned by the living.



NEW RELEASES

You can advance order any new releases seven days before launch. If you place an order on our website by the Sunday before release, we will guarantee that it will be delivered to your local Hobby Centre for collection on the release date.

Advance order by Sunday 8th January to guarantee your Vampire Counts orders being available to collect on Saturday 14th January.



COVEN THRONE/MORTIS ENGINE

This baroque plastic kit can be assembled to make the Coven Throne – an ostentatious but deadly palanquin of beguiling horrors. Alternatively, you can set a Mortis Engine on the foe – an infernal device that thrums with dark power.


COVEN THRONE

The Coven Throne is a large army centrepiece model and forms an extravagant mount for your Vampire or Vampire Lord. The Coven Throne is carried about the battlefield on spectral steeds and ghostly warriors, all billowing up from its base to hold the model aloft. In combat, the Coven Throne has the power to bestow a glamour on enemies in combat. Three female Vampires are splayed across the throne itself, with the youngest Handmaiden at the foot of the throne dipping her fingers lazily in a scrying pool, while the Vampire Lord herself lounges across the highest seat.



The spirit horde that carries the Coven Throne is made up of various different ghosts bound to the service of the Vampire.

The dresses of the Pallid Handmaidens and the curtains billow behind, giving the model a dynamic look, as if speeding through the night.



Pictures for illustrative purposes only. Product contents may vary. Products sold unpainted and unassembled. Certain Citadel products may be dangerous if used incorrectly. Prices correct at time of going to press, please contact us for current availability and prices. Prices quoted are for products sold by Games Workshop through its own stores, catalogue or website. Independent retailers are responsible for determining their own prices.



The Vampire and her Handmaidens seem to be travelling in opulence but a closer look reveals a more decaying aspect to their surroundings.



From this angle you can see even more of the spirit horde. Note how it's not just horsemen that carry the Coven Throne, but spirits and ghostly skeletal infantry as well.

Pictures for illustrative purposes only. Product contents may vary. Products sold unpainted and unassembled. Certain Citadel products may be dangerous if used incorrectly. Prices correct at time of going to press, please contact us for current availability and prices. Prices quoted are for products sold by Games Workshop through its own stores, catalogue or website. Independent retailers are responsible for determining their own prices.

MORTIS ENGINE

The same kit that makes the Coven Throne can instead be used to make a Mortis Engine. This model is a Rare choice and is akin to an arcane chariot. Caged within the Mortis Engine is an ancient relic orbited by attendant spirits visible on the model itself. The Mortis Engine kit is bedecked in all manner of morbid details, from the blindfolded CorpseMASTER, whose set of four keys open the corresponding locks on the Reliquary, to the skeletal lectern and a pot fashioned from a skull containing a bubbling potion by his feet.



The Banshees that orbit the Mortis Engine are cunningly attached to give the illusion that they are floating.




The CorpseMASTER is the focal point for the model. Note the four keys hanging to his right: one to unlock the cage, and three others to open the large padlocks that keep the casket of the Mortis Engine locked up tight.



Pictures for illustrative purposes only. Product contents may vary. Products sold unpainted and unassembled. Certain Citadel products may be dangerous if used incorrectly. Prices correct at time of going to press, please contact us for current availability and prices. Prices quoted are for products sold by Games Workshop through its own stores, catalogue or website. Independent retailers are responsible for determining their own prices.



The interior of the Mortis Engine is fully detailed with the dread casket at its centre reverberating with unholy power.



VAMPIRE COUNTS COVEN THRONE/MORTIS ENGINE

Product code: 99120207019

Sculpted by Martin Footitt & Aly Morrison.

ON SALE JANUARY 14TH

MULTI
PART
PLASTIC
KIT



Like the Coven Throne, the Mortis Engine is carried by an ethereal host.

FIND OUT HOW TO PAINT THE MORTIS ENGINE ON PAGE 98.

Pictures for illustrative purposes only. Product contents may vary. Products sold unpainted and unassembled. Certain Citadel products may be dangerous if used incorrectly. Prices correct at time of going to press, please contact us for current availability and prices. Prices quoted are for products sold by Games Workshop through its own stores, catalogue or website. Independent retailers are responsible for determining their own prices.

VARGHEISTS/CRYPT HORRORS

Vargheists are feral Vampires that exist only to hunt. The plastic kit can instead be made as Crypt Horrors, monstrous Ghouls that have drunk Vampire blood imbuing them with preternatural strength and an insatiable thirst for slaughter.

VARGHEISTS



This plastic kit creates one of two brand-new units of monstrous infantry for the Vampire Counts army – the Vargheists and the Crypt Ghouls. Once noble Vampires, Vargheists are now corrupted, winged monsters.

The models have been sculpted to look like they are leaping forwards, with wings swooping behind them. The miniatures can still be ranked up beside each other to create a cohesive unit when they charge into combat with the enemy. The kit includes three heads that can be swapped between the different bodies to create variations in look, so that you can include more of these foul creatures in your army.

Not only are the Vargheists a new addition for Undead generals, they are the only flying monstrous infantry to appear in Warhammer.

Pictures for illustrative purposes only. Product contents may vary. Products sold unpainted and unassembled. Certain Citadel products may be dangerous if used incorrectly. Prices correct at time of going to press, please contact us for current availability and prices. Prices quoted are for products sold by Games Workshop through its own stores, catalogue or website. Independent retailers are responsible for determining their own prices.

CRYPT HORRORS

Instead of assembling them as Vargheists, the kit can make three Crypt Horrors, monstrous infantry-sized Crypt Ghouls fed on the blood of a Vampire. But these are more than just larger versions of their Ghoul brethren – bony protrusions jut out from their bodies, and backs split open to reveal mutated spines and exposed muscles. While the Vargheists have their arms swooping backwards, most of the Crypt Horrors have their arms lunging

forward. This not only creates a greater distinction between the two different types of monstrous creature but also adds to the character of the Crypt Horrors as their grasping hands reach out for the enemy.

The models can be decorated with all manner of details too, from a variety of grisly trophies decorating their spines and hanging from their necks, to crude improvised clubs made from giant thigh bones and gravestones.

**VAMPIRE COUNTS
VARGHEISTS/CRYPT HORRORS**
Product code: 99120207017
Sculpted by Giorgio Bassani & Ed Cottrell.

ON SALE JANUARY 14TH



**MULTI
PART
PLASTIC
KIT**



SEE THE VARGHEISTS IN ACTION IN THE BATTLE REPORT ON PAGE 50.


WIGHT KING



This Wight King kit has been designed to take full advantage of being produced in plastic, offering layers of detail that range from the ornate plate armour that sits atop a chainmail hauberk, to the way the tattered and flowing cloak wraps around the shield. The model even has a scenic base adorned with a gravestone and skull.

**VAMPIRE COUNTS
WIGHT KING**
Product code: 99070207004
Sculpted by Martin Footitt.

ON SALE JANUARY 14TH



BLACK KNIGHTS/HEXWRAITHS

Upon spectral steeds come the ghostly cavalry of the Vampire Counts. Black Knights ride forth wielding ancient lances while Hexwraiths are wreathed in ethereal flame, preying on the souls of the living.



Hell Knight



Musician



BLACK KNIGHTS

The plastic Black Knights kit allows you to make five lance-armed Undead cavalymen with options for creating a musician, standard bearer and Hell Knight as well.

The kit has been designed so the steed halves, the barding and horse heads are all separate and interchangeable, giving you over a hundred different combinations. Two Black Knights can have their lances couched and so when they are placed in the front rank along with the command group you can give the impression that the model is charging. All the models also have options for the lances to be raised too, allowing you to assemble rear ranks.

**TURN TO PAGE 37 TO
SEE AN ARMY OF THE
BARROWS INCLUDING
BLACK KNIGHTS.**



Standard Bearer



HEXWRAITHS

The same kit allows you to assemble five Hexwraiths instead of the Black Knights, including a champion upgrade, the Hellwraith. Hexwraiths are a new Ethereal cavalry unit, the models wreathed in spirit-fire and bearing soul-harvesting scythes. The heads and bodies of the spectral steeds remain interchangeable, and there is the option for fiery reins instead. The horses are bedecked with caparison instead of the barding of the Black Knights.

MULTI
PART
PLASTIC
KIT



VAMPIRE COUNTS
BLACK KNIGHTS/HEXWRAITHS
Product code: 99120207018
Sculpted by Alan Perry &
Michael Perry.

ON SALE JANUARY 14TH




Hellwraith

HEXWRAITHS ARE HUNTING FOR HIGH ELVES FROM PAGE 42.

Pictures for illustrative purposes only. Product contents may vary. Products sold unpainted and unassembled. Certain Citadel products may be dangerous if used incorrectly. Prices correct at time of going to press, please contact us for current availability and prices. Prices quoted are for products sold by Games Workshop through its own stores, catalogue or website. Independent retailers are responsible for determining their own prices.

CITADEL FINECAST™

KRELL, LORD OF UNDEATH




CITADEL FINECAST

KRELL, LORD OF UNDEATH
Product code: 99800207009
Sculpted by Juan Diaz

ON SALE JANUARY 14TH

Krell, Lord of Undeath was once a Chaos-worshipping warlord until he was resurrected by the infamous Lichemaster, Heinrich Kemmler. Adorned in baroque armour and wielding the Black Axe of Krell, this miniature makes a great centrepiece in your army and an ideal companion for Heinrich Kemmler, who is also out in Citadel Finecast this month.

ISABELLA VON CARSTEIN



CITADEL FINECAST

ISABELLA VON CARSTEIN
Product code: 99800207008
Sculpted by Juan Diaz

ON SALE JANUARY 14TH

The infamous matriarch of the most powerful Vampire bloodline, Isabella von Carstein has been released in Citadel Finecast as a beautiful miniature to stand beside her husband and sire, Vlad. Isabella carries the Blood Chalice of Bathori, the blood from which sloshes about, and is covered in loads of other intricate details, such as her delicate petticoat and decorative roses.

VON CARSTEIN UPGRADE PACK




CITADEL FINECAST

VON CARSTEIN UPGRADE PACK
Product code: 99800207010
Sculpted by Gavin Newton

ON SALE JANUARY 14TH

This Bitz Pack comprises thirteen Citadel Finecast components. It includes twelve shields – two of each design – and a flowing banner, which would make a perfect magical standard for a unit in the Vampire Counts army. The shields can be easily added to a unit of plastic Grave Guard or Skeleton Warriors.

Pictures for illustrative purposes only. Product contents may vary. Products sold unpainted and unassembled. Certain Citadel products may be dangerous if used incorrectly. Prices correct at time of going to press, please contact us for current availability and prices. Prices quoted are for products sold by Games Workshop through its own stores, catalogue or website. Independent retailers are responsible for determining their own prices.



WARHAMMER VAMPIRE COUNTS


The Vampire Counts are an ancient evil. They are supremely powerful masters of the Undead, raising hordes of mindless Zombies, long-dead Skeleton Warriors and a host of deadly corpse-monsters to their iron will. With their Undead armies about them, they seek to supplant the living with an empire of living death.

Warhammer: Vampire Counts is the definitive guide to collecting a terrifying army of the Undead. The hardback book contains 96 pages packed with full-colour art, background and rules. It details the history, lands and wars of the Vampires, from their creation many millennia ago to their recent reemergence as a powerful, and feared enemy throughout the Old World and beyond. The book also contains complete rules for all of the characters, units and monsters that make up the army, a new spell lore, the army list, and a showcase of the entire range of miniatures.

**WARHAMMER:
VAMPIRE COUNTS**
Product code: 60030207006
Written by Phil Kelly.

ON SALE JANUARY 14TH

WARHAMMER BATTLE MAGIC: VAMPIRE COUNTS




This pack contains all seven spells from the Lore of the Vampires. Each card describes a spell and details any rules and effects for ease of reference.

A Vampire Counts army is sustained by its Dark Magic, so having these cards close to hand will allow your implacable invasion to continue unabated.

**WARHAMMER BATTLE
MAGIC: VAMPIRE COUNTS**
Product code: 60220207002

ON SALE JANUARY 14TH



WHILE STOCKS LAST



ALSO AVAILABLE

WARHAMMER VAMPIRE COUNTS


As well as all the great new releases out this month, the Games Workshop website boasts a huge range of existing Vampire Counts miniatures – many now available in Citadel Finecast for the first time. A selection of these miniatures are shown below, but there are many more besides from malevolent Vampires and brooding Necromancers to Fell Bats, Bat Swarms and Coffin Lid Shields to adorn

your regiments. In fact, every unit and character in the Vampire Counts army is available to buy from the website or the order point in Hobby Centres. So, whilst placing an advance order, why not add some of these great miniatures to your order too?



Wherever you see this symbol, that product can only be ordered from the Games Workshop website.

games-workshop.com



VAMPIRE LORD ON ZOMBIE DRAGON

The most powerful models available to lead the Vampire Counts army to battle are Vampire Lords, and never more so than when mounted on a terrifying Undead monster such as a Zombie Dragon. This box set can be instead made as a Ghoul King mounted on a Terrorgheist.

VAMPIRE LORD ON ZOMBIE DRAGON

Product code: 99800207009
Sculpted by Martin Footitt and Mark Harrison.

MULTI
PART
PLASTIC
KIT



Pictures for illustrative purposes only. Product contents may vary. Products sold unpainted and unassembled. Certain Citadel products may be dangerous if used incorrectly. Prices correct at time of going to press, please contact us for current availability and prices. Prices quoted are for products sold by Games Workshop through its own stores, catalogue or website. Independent retailers are responsible for determining their own prices.



HEINRICH KEMMLER

Heinrich Kemmler is the most infamous of Necromancers, and is now available in Citadel Finecast.

CITADEL FINECAST

HEINRICH KEMMLER

Product code: 99800207024
Sculpted by Gary Morley.



MULTI
PART
PLASTIC
KIT

SKELETONS

Large units of Skeletons standing rank upon rank, side by side are the mainstay of a Vampire army. This kit makes ten of them.



VAMPIRE COUNTS SKELETONS

Product code: 99120207008
Sculpted by Mike Anderson,
Aly Morrison and Brian Nelson.



SARTOSAN VAMPIRE

There are a number of characterful Vampires available for the army.

CITADEL FINECAST

SARTOSAN VAMPIRE

Product code: 99060207182
Sculpted by Mark Harrison



BLOOD KNIGHTS

This box set contains five Citadel Finecast vampiric knights, some of the most powerful heavy cavalry in the Warhammer world.



CITADEL FINECAST

VAMPIRE COUNTS BLOOD KNIGHTS

Product code: 99810207006
Sculpted by Mike Anderson.

DREADFLEET™

Hear ye, Scurvy Landlubbers!

Dreadfleet, the piratical game of death of the ocean waves, has almost sold out worldwide. Once gone this game will never be available again, so don't miss out on your last chance to own a unique piece of Games Workshop tabletop history.

PAINTER'S PARADISE

The box set includes ten intricately detailed warships and a handful of auxiliaries, including miniature galleons, a Dwarf Dirigible and even a Dragon in flight. From the sleek white hull of the *Seadrake* to the decaying flesh of the Undead Orb Leviathan that constitutes the *Skabrus*, there are more than enough different painting challenges offered by each warship to sate even the most experienced painters. Each sail sports elaborate, raised details that have been beautifully sculpted to represent the nature of the Captain and crew.



EASY TO LEARN, HARD TO MASTER

One of the most popular aspects of Dreadfleet is the simplicity of its gameplay. A single game is often all it takes to develop a good understanding of how to manoeuvre your warships, unleash devastating broadsides and launch decisive boarding actions. But despite the deceptively simple way the game plays, fully mastering the tactics of Dreadfleet is where the real challenge lies. But with 12 narrative scenarios to choose from, there are plenty of opportunities to achieve mastery of the oceans!




“ My best Games Workshop purchase this year.
Worth every penny! ”

Steve White, Northumberland

“ At 9.30pm we started to play a game with all ten warships. At 3.45am a lucky magazine explosion finally signalled the defeat of the Dreadfleet. What a night! ”

Jeremy Regnerus, USA



Dreadfleet can be played with a minimum of two players, but with 10 mighty warships with which to do nautical battle, one of the best ways to play the game is with a group of your finest gaming buddies!



LAST CHANCE TO BUY THE PRODUCT OF 2011!

BLACK LIBRARY™



Black Library publishes a range of novels, short story anthologies and audio CDs based in the worlds of Warhammer and Warhammer 40,000. The Black Library website is the place to go to read exclusive extracts, interviews with the authors and sneak-peeks at forthcoming releases. The website is also the only place to get limited editions of novels and an ever-growing range of digital downloads.

www.blacklibrary.com

CITY OF DEAD JEWELS by Nick Kyme.

An extract from Age of Legend – a collection of short stories, edited by Christian Dunn.


'Whatever this creature is, be it troll or wyvern or some other horror of the deep world, it will trouble the bowels of Azgal no longer once we find it,' he said, 'so declares Magnin, son of Thord. We of the Stonehaft clan have ever been protectors of the gate. Be it Azgal or Azul, south or north along the Worlds Edge, our dawi blood is thick and unpolluted.' He glanced at the hill dwarf, he who had been shamed at the king's mention of elves.

King Durik was nodding, pleased and approving of the warrior-thanes before him.

'Find it,' he hissed, appraising them all with his gimlet gaze. 'Kill it.'

Age of Legends is available from your local Games Workshop Hobby Centre. You can also download it from blacklibrary.com, where it is available as a full length eBook or as separate short stories, so you can buy the whole anthology, or just your favourite tales from the collection.


OUT THIS MONTH:



Relive the revelation of Horus' ultimate treachery in this audio book read by Martyn Ellis.

GALAXY IN FLAMES


ISBN: 978-1-84970-095-5



After their near-destruction, the Raven Guard escape, but the Legion may yet face its doom.

DELIVERANCE LOST


ISBN: 978-1-84970-062-7



The fanatical Word Bearers spread death and chaos across the stars in this exciting omnibus.

WORD BEARERS

ISBN: 978-1-84970-105-1



Witness pivotal events from a historic age that shaped the Warhammer world.

AGE OF LEGEND

ISBN: 978-1-84970-101-3

Hobby Center Manager Selection Centers


Games Workshop is hosting a series of Selection Centers across the US and Canada to expand their search of candidates interested in pursuing a potential Hobby Center Manager position. Director of Recruiting, Josh Wimberly, comments, "It's all about finding individuals that fit, and not necessarily current hobbyists." Wimberly explains that Games Workshop's unique, dynamic business requires this acute persona fit. One of the key characteristics they are looking for is an "in-depth understanding of what drives a hobby and the personal passion involved". At the Selection Centers, candidates will be meeting with Josh Wimberly and one of our Directors for Growth. The Selection Center gives qualified candidates a chance to interview onsite and further their potential employment with Games Workshop as a Hobby Center Manager.

If you would like to learn more about attending a Games Workshop Selection Center, please visit the "Careers Section" of the www.games-workshop.com website. A representative will follow up to schedule the interview at the Selection Center on the date coordinating with the candidates desired location. More information on the role, benefits and other Games Workshop career opportunities can be found in the "Careers Section" of the website as well.

"Careers Section" of www.games-workshop.com



As the logo on the cover of this issue suggests, 2012 marks a very special anniversary for Games Workshop fans everywhere, for it is the 25th anniversary of Warhammer 40,000. Yes, 25 years ago the very first edition of Warhammer 40,000 – Rogue Trader – was published a grim, darkness was born and the rest, as they say, is history. Next month we'll be celebrating the anniversary in force in both White Dwarf, on the Games Workshop website and in Hobby Centres worldwide – so join us next issue!




Ultramarines

Ultramarines is an awesome Warhammer 40,000 movie telling of the exploits of the Emperor's finest Space Marines in a movie for the first time.

In response to feedback from fans we are proud to announce that you can now get both the Blu-ray and the digital download of the Ultramarines movie in high definition.

As if that wasn't enough, the original soundtrack score (featuring the Welsh national choir) and the Ultramarines DVD Special Edition Collector's Set are both available too from:

ultramarinesthemovie.com



Hostile Acquisitions

Hostile Acquisitions, a Warhammer 40,000 Roleplay supplement, is a resource for anyone interested in exploring the world of crime. Within its pages, players and GMs will find all they need to run a campaign on the far side of Imperial Law. A guide to crime for Explorers with flexible morals, *Hostile Acquisitions* also includes a catalogue of valuable treasures across the Koronus Expanse waiting to be 'liberated.' From new characters and equipment to creating nemeses and running games based on criminal enterprise, *Hostile Acquisitions* is a book for Rogue Traders who are more rogue than trader.



Lure of Power

Lure of Power, a delightfully indulgent supplement for Warhammer Fantasy Roleplay, invites characters to rub elbows with the decadent nobility of the Old World. This detailed expansion delves into the world of the elite, as well as the insidious influence of Slaanesh, the youngest and subtlest of the Ruinous Powers. Players and Games Masters alike find increased opportunities for noble and social characters as well as background material on Slaanesh. What's more, the exciting adventure that is included in the book will lead characters deep into a world filled with temptations and terror!

www.fantasyflightgames.com

A detailed miniature scene from the Warhammer universe. In the foreground, a large, ornate gothic building with multiple windows and a central tower serves as the backdrop. A massive, dark, winged creature, possibly a vampire or a large undead, is the central focus, with its wings spread wide. It has a large, pale skull on its chest and is surrounded by a dense crowd of smaller, grotesque undead creatures, including zombies and skeletons. Some of these creatures are on horseback. In the lower right corner, a group of soldiers in red and white armor, likely the Imperial Guard, are engaged in combat with the undead. The scene is set in a dark, atmospheric environment with a gothic architectural style.

WARHAMMER

THE LORDS OF UNDEATH

By the will of their immortal masters, the dead have risen from their graves and emerged from their tombs. Read on to discover all you need to know about the dreaded Vampire Counts, the restless spirits of the damned and the walking dead.



The pages of this issue are saturated with forbidden lore concerning the fell Vampire Counts:

- Turn the page to learn all about the immortal lords of Sylvania – the Vampire Counts.
- Having perused one of the Books of Nagash, Simon Grant discusses the unholy Lore of the Vampires on page 34.
- For a showcase of stunning 'Eavy Metal miniatures from the Vampire Counts range, turn to page 38.
- Andy Hall presents a brand new scenario on page 42, featuring the plans of Mannfred von Carstein himself...
- ... which is then fought in this month's battle report on page 50.

UNDEATH ASCENDANT

AN EXCLUSIVE EXTRACT FROM WARHAMMER: VAMPIRE COUNTS

The dead do not rest easy. Necromancers seek to escape their mortality by searching for forbidden lore within the antique pages of accursed books. Armies slain in the poisoned wilderness of the Chaos Wastes do not lie dead as others do, returning instead to ghastly unlife and bringing terror to their former comrades along the boundaries of Kislev. In Sylvania, filth-clad corpses claw their way from the muddy earth to attack unwary travellers. In the musty crypts of centuries-dead noblemen, tomb robbers freeze when they hear movement in the darkness. Behind it all towers the shadowy figure of Nagash, the Great Necromancer, who in ancient days rivalled the gods themselves.

THE VAMPIRE COUNTS

More folklore and legends surround the Vampires than any other creature of the night. Since time immemorial they have been seen as monstrous flesh-eaters, charismatic lords and ladies, and dread generals of the Undead. The most powerful of the walking dead, the Vampire race was created by unholy ritual and dread elixir many thousands of years ago.

Though physically strong, fast and resilient, it is not these qualities that make the Vampires such a threat. It is will and force of personality that drives the Vampires to seek great power, a driving force that most other Undead creatures lack. Imbued

with supernatural control over the dead, Vampires make natural leaders for the armies of Undead that plague the world. Though loathed and hunted, Vampires also lurk within human society, either masquerading as aristocrats, or dwelling in haunted citadels on the edges of civilisation.

All Vampires were once human, with hopes, dreams and families of their own. Even though traces of emotion still stir in their shrivelled hearts, the Blood Kiss has transformed them into monsters without exception. Their once-humble aspirations have been consumed, twisted into a desire to conquer and rule over the mortals they left behind. In truth, though, Vampires cannot forget their past lives. Their names and heraldic symbols will be emblazoned on the shields and banners of their Undead armies, for Vampires are proud creatures that revel in the terror they inflict on their prey. Whether sorcerer or warrior, a Vampire's immortal existence is fuelled by a craving for magical power and worldly domination.

This deadly ambition was writ large during the Vampire Wars. For over a century, the infamous von Carsteins of Sylvania waged war upon the Empire, leading armies of Undead the like of which had not been seen since the time of Sigmar. Three successive von Carstein Vampires arose to challenge for rulership of the Old World – Vlad, Konrad and Mannfred – each deadly threat. Under the command of the Vampire Counts, hordes of Zombies, legions of Skeletons and hosts of other fell Undead creatures besieged the Empire in a relentless campaign for control. Divided by politics and war, the Empire was almost overrun and came close to being enslaved to the will of a Vampire Emperor. It was only through the sacrifices of the armies of the Elector Counts, and the efforts of a few remarkable heroes, that the Undead were held at bay.

Though the von Carsteins were eventually defeated, persistent rumours claim to this day that the last of the Vampire Counts, Mannfred von Carstein, escaped destruction. For centuries, the tales say, he has awaited the moment when the Empire is once more weak and vulnerable. When the darkness gathers, the armies of Sylvania will go forth again, greater than ever before. While dead things stir in their graves and travellers disappear in the middle of the night, there is always the fear that one day the Vampire Counts will rise again, to sweep away the rule of the living and create an eternal empire of the Undead.

The Blood Kiss

The manner by which a Vampire turns a mortal into another Vampire is subject to much speculation. Known variously as the Blood Kiss, the Dark Awakening, Turning and the Red Ascension, this process is believed to involve the exchange of blood in some fashion. It was Queen Neferata's blood that gave rise to the first Vampires. The Blood Kiss is a highly secretive and personal affair, possibly unique to each Vampire, and the lords of undeath do not discuss it, not even with others of their kind.



The Midnight Aristocracy

The Vampires of the Old World haunt the darkness, filled with an insatiable thirst for human blood and saturated with the raw power of Dark Magic. Since the defeat of the von Carsteins, most Vampires remain hidden from the eyes of Man. However, Vampires occasionally inveigle themselves into the great cities of the Empire, moving in high society where their lordly positions allow them to conceal their true natures. Some lurk in the deep woodlands or within dark caverns, preying on travellers and peasants. A few dwell within the mist-shrouded ruins of their old castles and emerge from their cobwebbed crypts to feast intermittently on whatever they can find. Others still have become little more than debased and feral creatures, feeding on fresh corpses in graveyards and making their lairs in dusty mausoleums.

Such is the Vampires' innate dominion over death that it is impossible to ever know for certain whether they have been slain. They have a habit of returning and wreaking terrible vengeance on their would-be slayers when least expected. A Vampire can lie dormant for years, decades or even centuries, gathering his might while his minions prepare the way for his return to power. Once at his full strength, the Vampire will muster a horde of the Undead and go forth once more, fighting in pursuit of his depraved ambitions.

When a powerful Vampire stirs, the Dark Magic he exudes acts as a magical beacon to spirits and dead things for many miles around. In this manner, a Vampire draws all manner of dreadful creatures to his service. Ghouls and Crypt Horrors leave their graveyard lairs and Dire Wolves slink out from the shadowy forests. Ghosts and spectres, revenants of dead warriors and murdered men, draw strength from the Vampire and weave insubstantial forms for themselves in order to plague the warm-blooded living. Slack-jawed Zombies claw themselves out of shallow graves at the Vampire's command. Units of armoured Wights stalk forwards in a parody of disciplined soldiery, flanked by beasts of the wild that have been reshaped by the energies of necromancy into something


far more hideous. The skies above the Vampire writhe with swarms of blood-sucking bats, some of which are as large as the dreaded Zombie Dragons that bear the lords of undeath to battle. Twisted mockeries of once-noble predators flap through the cold air alongside unliving monstrosities borne upon leathery wings.

The deathly adepts known as Necromancers can also feel the rising of such a lord of darkness, and will leave their hiding places to serve at the feet of a truly undying master. They bargain their skills and servitude in exchange for more knowledge, or in the hope of earning the Blood Kiss themselves. Some bear dread artefacts to war upon palanquins of the dead, hoping to use the might of their unholy predecessors against their prey. Perhaps most deadly of all those summoned are the other Vampires that heed the dark call – some sired by the Vampire and therefore bonded to it by magic and blood, others seeking alliance or simply a chance for fresh slaughter.

The Tireless Hordes

Relentless, implacable and dreadful, the Undead are among the most dangerous opponents in the known world. Bound by the will of their Vampire, they are a fell and mighty force. They cannot be reasoned with, bribed or coerced. They know neither fear nor mercy. They need neither sleep nor warmth, drink nor wholesome sustenance. As they spread across the land, their ranks swell with the corpses, and sometimes even the spirits, of their slain foes.

Few things inspire more fear in the hearts of men than the sight of the walking dead. Their cadaverous forms are wrapped in funerary vestments, and they wield ancient, rusty weapons – they are a vision of the fate that awaits all living creatures. When confronted by that which haunts all Men's nightmares, most mortals feel an indescribable horror, as much a weapon as any blade, and only the bravest warriors will stand their ground. When the Undead march to war, all the living tremble in fear.



WARHAMMER

BORN OF BLOOD

At the lifeless heart of the Vampire Counts army lie the Lords of Undeath. Having spent many long nights studying the *Liber Mortis*, Simon Grant reveals all that he has learned of the immortal Vampires and how they threaten to bring an end to all life.

THE HUNGER

Whenever a Vampire kills one or more enemy models in close combat, a D6 is rolled. On the roll of a 6, the character recovers one Wound lost earlier in the battle.



This month sees a huge assortment of Vampire Counts goodies (or should that be baddies?) and a brand-new army book. With such reinforcements summoned to their cause, the immortal Vampires seek to slay or enslave all who would oppose their will. But what is the dark power that lends the army so much strength? The answer is, unsurprisingly, the Vampires themselves. Not only are they powerful necromancers in their own right, but the Dark Magic that infuses their Undead bodies makes each Vampire an utterly deadly opponent. The eldest and greatest of their kind, the Vampire Lords, are capable of facing down the mightiest heroes and deadliest monsters of other races and emerging victorious.

But there are more to Vampires than a statline to die for (*Groan – Ed.*). Every Vampire character has the Hunger special rule (see left), which enables them to snack on the go and recover lost Wounds in the process. Vampires are so saturated with Dark Magic that they are always able to march, ignoring the usual penalty for being Undead. Vampiric creatures such as

Varghulfs and the winged Vargheists also benefit from similar freedom of movement. The General of the army, usually a Vampire of incredible age and power, is mighty enough to pass on this ability to other Undead units within 12" of him, such is his force of will. However, this power comes at a cost – should he be slain, the Dark Magic that sustains non-Vampiric units is at risk of fading, causing them to disintegrate until another skilled practitioner of necromancy can take over.

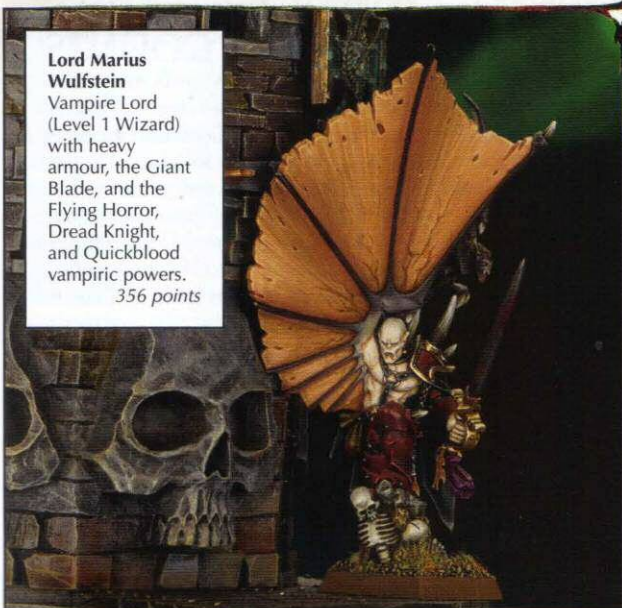
Each and every Vampire is a spellcaster and has access to a selection of potent Vampiric Powers, but can be an expensive investment in points. Getting the most from each Vampire is therefore essential to the success of the Vampire Counts army. Over the next few pages, I will be discussing what impact the Vampires have on the army, including how they can be tailored to fill a huge variety of different roles. By varying the wargear, magic items and Vampiric Powers, not to mention the units you include in their army, you can create Vampires of all different origins, each dripping in blood and history.



THE SIRES OF THE VON CARSTEINS

Perhaps the most infamous of all the Vampire Counts is the dynasty of the von Carsteins, a name that is feared throughout the Old World for the misery and bloodshed they brought to the lands of the Empire. The heads of the dynasty, Vlad and Isabella von Carstein are powerful additions to your army. Vlad is the most powerful Vampire Lord available and one of the mightiest of his kind ever to blight the Old World, but with Isabella at his side, he becomes greater still. This is made manifest by the fact that both Vampires gain Always Strikes First when in the same unit, and Isabella's Blood Chalice of Bathori can heal Vlad during the battle. Vlad's Carstein Ring provides him with a 4+ ward save and his magic sword, Blood Drinker, enables him to restore lost Wounds even more readily than normal, as he passes his rolls for the Hunger on a 4+. By keeping Vlad alive, he will be free to crush all before him.

Lord Marius Wulfstein
Vampire Lord
(Level 1 Wizard)
with heavy
armour, the Giant
Blade, and the
Flying Horror,
Dread Knight,
and Quickblood
vampiric powers.
356 points



HUNTER FROM HELL

Phil Kelly: This Vampire Lord is purpose built for killing characters. He has the Flying Horror power, allowing him to dart out of his unit to slay his quarry. He also has the Dread Knight power, taking his Weapon Skill to a mighty 9, and Quickblood, which gives him Always Strikes First. To make sure each of his attacks counts, he wields the Giant Blade, meaning he can dish out five S8 attacks and smash straight through armour saves. There's nothing this guy can't kill. Watch out for taking on infantry along, though, as nothing crumbles a Vampire better than combat resolution!

Lady Camille of Parravon
Vampire Lord
(Level 4 Wizard)
with the Cursed
Book and the
Master of the
Black Arts and
Dark Acolyte
vampiric powers.
460 points



MISTRESS OF DARKNESS

Phil Kelly: Every Vampire Counts player needs potent magic, and this Vampire Lord really delivers. Not only is she a Level 4 Wizard, but the Master of the Black Arts allows her to re-roll one of the dice for the Winds of Magic. She also has the Dark Acolyte power, adding D3 to the total when she casts *Invocation of Nehek* and ensuring plenty of Skeletons and Zombies. Finally she has the Cursed Book, enabling her to throw out a randomly determined hex in each of her Magic phases at the cost of a couple of power dice – a great feat before the Undead start popping up like daisies!

The Bloodkin
5 Blood Knights
with musician,
standard bearer
with the Flag of
Blood Keep and
Kastellan.
360 points



THE KNIGHTS OF BLOOD KEEP

The vampiric legacy of Walach Harken, the Blood Dragons were once a noble Knightly Order of the Empire. Now they ride at the head of Undead legions, striking down any who would dare challenge their martial supremacy.

As Vampires riding Undead chargers, the Blood Knights are amongst the most powerful cavalry in the game. There are few opponents indeed that can stand up to their charge, for each frenzied Blood Knight strikes with 3 Attacks, and with their lances, Strength 7 on the charge. One unit can even be upgraded with the Flag of Blood Keep, granting them a 4+ ward save against ranged attacks.

COVEN THRONES

AN EXCLUSIVE EXTRACT FROM WARHAMMER: VAMPIRE COUNTS

Compensating for a cursed existence with grandeur and luxury is a common theme amongst the Vampire elite. A true lord or lady of undeath refuses to churn through the mud of a battlefield like a common peasant or be content with the dubious dignity of sitting astride a grave-beast. Instead, the monarchs of the night are often borne to war on gilded palanquins known as Coven Thrones. These bone-frame constructs are held aloft by the departed spirits of those who have fallen in love with their owners and got nothing in return but a violent death. Mortal men shiver in awestruck disbelief at the exotic beauty of the handmaidens lounging upon these Coven Thrones – hypnotised by a beguiling glance, a kiss upon the air, or a subtle finger beckoning them into eternal servitude.

The legend of the Vampires originates in the desert realm of Lahmia, and it is the Lahmians who are famed above all for their use of Coven Thrones. Those who hail from that land consider themselves the first amongst the aristocracy of the night, for their darkling city was the first ever to bear the curse of vampirism. All Lahmians descend from Neferata, the Queen of Mysteries, who is said to despise men with a passion. Consequently, very few Lahmians are male. Instead, the most enchantingly beautiful maidens are chosen from amongst the noble families of Bretonnia and the Empire and granted the Blood Kiss. They then gain control of the humans around them with cunning and intrigue, for Lahmians take an active interest in human affairs – no one knows how many eccentric noblewomen, widows and high-born ladies are, in truth, members of the Undead.

The Lahmians are hedonistic, self-indulgent creatures that take great pains to present themselves in splendour and majesty at all times. Thus the Coven Thrones that carry the Lahmian sisterhood are bedecked with rare artefacts and strewn with silk-embroidered cushions and other finery. Over the centuries, the Lahmians have become skilled in the arts of foretelling and prescience in order to stay one step ahead of the agents who pursue them. The Coven Thrones bear great enchanted bowls full of fresh virgin's blood, within which the Vampire's handmaidens can scry the future. What the Lahmians' final purpose is, however, none can possibly fathom.

Despite their luxury, these ostentatious palanquins are potent weapons upon the battlefield. The Vampires themselves move so swiftly as to be virtually invisible to the eye, but their true strength lies in their unity. A coven of Vampires fighting as one is as formidable a prospect as any Dragon or Daemon Lord.

	M	WS	BS	S	T	W	I	A	LD
Coven Throne	-	-	-	5	5	5	-	-	-
Pallid Handmaiden	-	5	3	5	-	-	5	2	7
Spirit Horde	8	3	0	3	-	-	1	2D6*	-


TROOP TYPE: Chariot (Armour Save 5+).

SPECIAL RULES: **Always Strikes First** (Pallid Handmaidens only), **Large Target**, **Random Attacks (2D6)** (Spirit Horde only), **Spectral Steeds** (see page 51), **Undead**, **Vampiric**, **Ward Save (4+)**.

Battle of Wills: Immediately before the first model in an enemy unit rolls To Hit against the Coven Throne or a character upon it (either in close combat or shooting), the opponent must roll a D6 and add it to his unit's Leadership (attacks that do not roll To Hit are exempt from this effect). Next, roll a D6 and add it to the Coven Throne's Leadership. To find the result of the Battle of Wills, subtract the enemy's total from the Coven Throne's total, and apply the result to the table below – the results last until the end of the turn.

Result	Effect
0 or less	<i>Back off, devils!</i> : No effect.
1-2	<i>Must... resist...!</i> : The enemy is at -1 WS and -1 BS.
3-5	<i>Bewitched</i> : The enemy must re-roll successful To Hit rolls.
6+	<i>Completely enthralled</i> : The enemy turn upon themselves. Every model in the attacking unit makes a single close combat attack, resolved against its own unit. War machines take a single Strength 3 hit for each remaining crewman against the crews' Toughness. Affected units may not otherwise shoot or attack this turn.

Scrying Pool: Bound Spell (Level 3). If cast successfully, the Coven Throne and all of its constituent parts, including its crew and any character using it as a mount, re-rolls failed To Hit or To Wound rolls (owning player's choice) for the remainder of the turn.



A DARK BEAUTY

Simon: The elegant beauty of this Vampire Lord and the opulence of her throne-palanquin belies her utter deadliness on the battlefield. No brutish Zombie Dragon or bat-like Terrorgeist for Countess Emilia von Holstadt, but a mobile coven of Vampires instead!

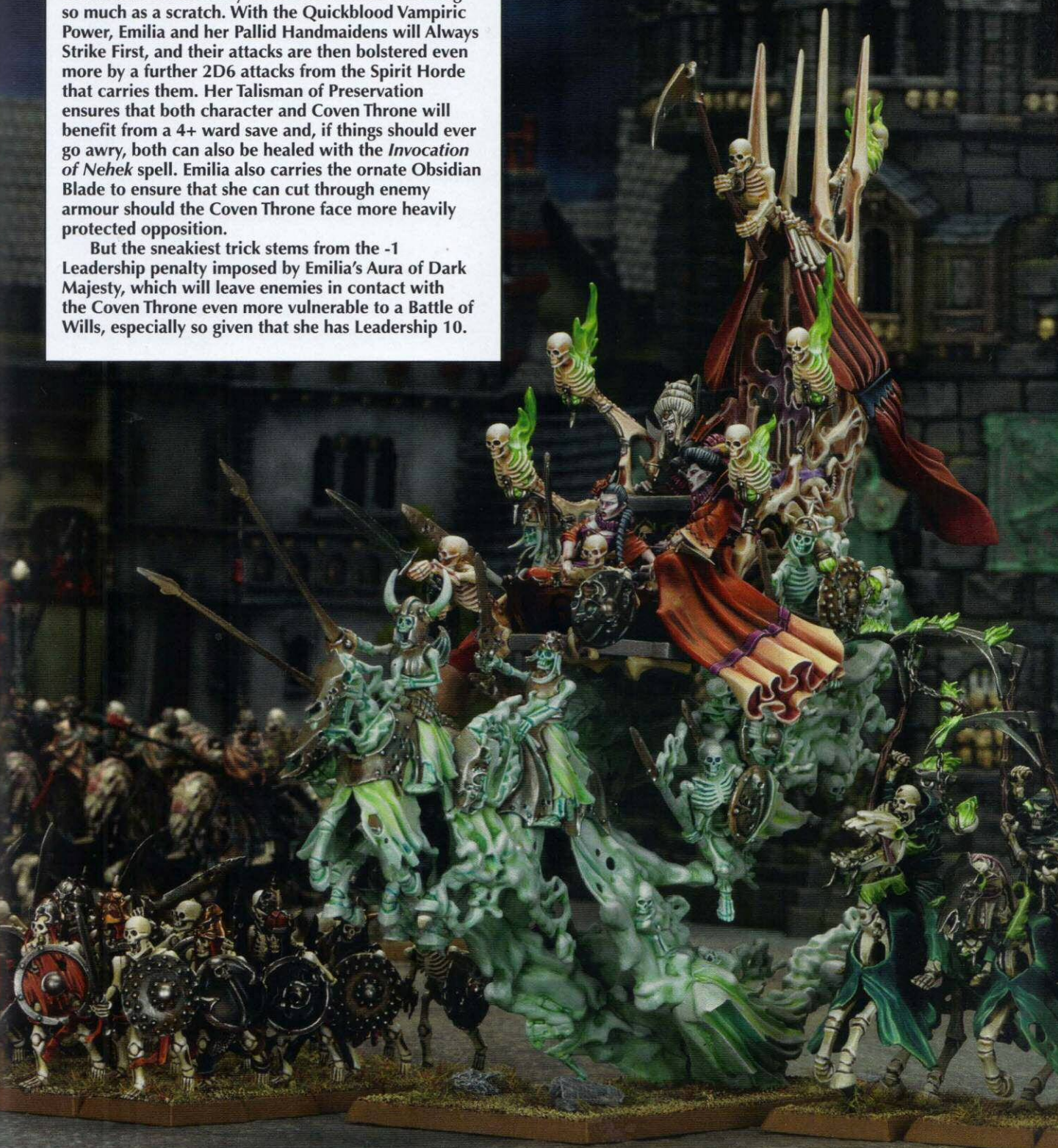
Majestic and ostentatious though the Coven Throne might seem, it forms a mount for a Vampire Lord with good reason – it can happily smash straight through the middle of an enemy battleline without receiving so much as a scratch. With the Quickblood Vampiric Power, Emilia and her Pallid Handmaidens will Always Strike First, and their attacks are then bolstered even more by a further 2D6 attacks from the Spirit Horde that carries them. Her Talisman of Preservation ensures that both character and Coven Throne will benefit from a 4+ ward save and, if things should ever go awry, both can also be healed with the *Invocation of Nehek* spell. Emilia also carries the ornate Obsidian Blade to ensure that she can cut through enemy armour should the Coven Throne face more heavily protected opposition.

But the sneakiest trick stems from the -1 Leadership penalty imposed by Emilia's Aura of Dark Majesty, which will leave enemies in contact with the Coven Throne even more vulnerable to a Battle of Wills, especially so given that she has Leadership 10.

Countess Emilia von Holstadt

Level 2 Vampire Lord with Obsidian Blade, Talisman of Preservation, Quickblood, Aura of Dark Majesty, Beguile, mounted on a Coven Throne and using the Lore of the Vampires.

650 points



SAMPLE ARMY LIST

LORDS

Countess Emilia von Holstadt
Level 2 Vampire Lord with
Obsidian Blade, Talisman of
Preservation, Quickblood,
Aura of Dark Majesty,
Beguile, mounted on a Coven
Throne and using the Lore of
the Vampires.

650 points

HEROES

Lady Elanor

Level 1 Vampire with Beguile,
using the Lore of
the Vampires.

120 points

Wilhelm the Withered

Level 2 Necromancer with
Master of the Dead, using the
Lore of the Vampires.

120 points

The Black Witch of-

Drakwald Moor

Tomb Banshee

95 points

The Ever-widow

Tomb Banshee

95 points

CORE

The Howling Legion

38 Skeleton Warriors with
musician, standard bearer
with Screaming Banner and
Skeleton Champion.

245 points

The Silent Ones

38 Skeleton Warriors with
musician, standard bearer
and Skeleton Champion.

220 points

The Endless

38 Skeleton Warriors with
musician, standard bearer
and Skeleton Champion.

220 points

The Flesh Eaters

40 Crypt Ghouls with
Crypt Ghast.

410 points

SPECIAL

The Blackened

10 Black Knights with
barding, lances, musician,
standard bearer and
Hell Knight.

290 points

The Riders of Damnation

5 Hexwraiths with
Hellwraith.

160 points

The Howling Mob

3 Spirit Hosts.

135 points

RARE

The Soul Barge

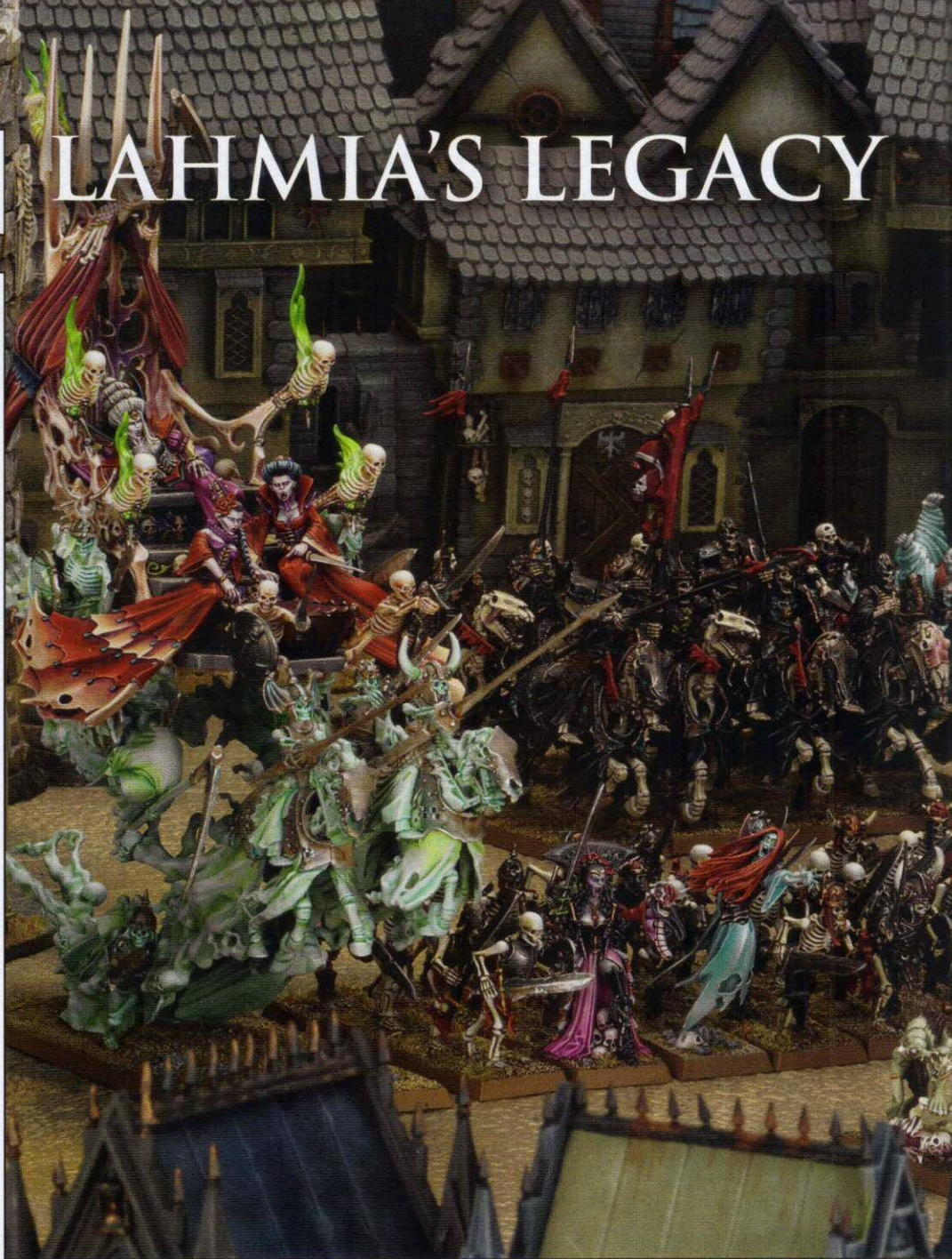
Mortis Engine with
Blasphemous Tome.

240 points

TOTAL:

3000 points

LAHMIA'S LEGACY



The core of this army are the three hordes of Skeleton Warriors that form a solid battleline. Skeletons are the spine of any Vampire Counts army and no army would be complete without them. With the army's ability to raise and replenish the ranks of the dead through necromantic magic, Skeletons can be relied upon to hold the line, allowing the more exotic units to go chasing ghosts across the battlefield.

To give the Skeletons a bit more impact against heavily armoured foes (which they might struggle to defeat), two of the units will be joined by a Tomb Banshee. A Banshee's Ghostly Howl can tear through any elite enemy units they may encounter on their eternal march across the battlefield and they're all but immune to retaliation because of their Ethereal nature.

The Necromancer, Wilhelm the Withered, will be placed in the third unit of Skeletons where he can further increase the size of these units using the Lore of the Vampires and his Master of the Dead ability. I'd better make sure I bring plenty of spare Skeletons! His unit will follow in the slipstream of the Mortis Engine to benefit from its Blasphemous Tome, which gives a +2 bonus to any friendly Wizards within 12" attempting to cast spells from the Lore of the Vampires. In addition to the Necromancer, Lady Elanor, will accompany this unit, gaining bonuses to her casting attempts and offering the unit some real bite in close combat. I have always loved the idea of a measly Necromancer hanging around a powerful Vampire in this manner – just like a vulture circling a corpse!



HEXWRAITHS

Terrifying apparitions that tear into the mortal realm to claim the souls of the living, Hexwraiths are as shades of wrath and vengeance.

Hexwraiths are Ethereal Fast Cavalry that inflict Strength 5 hits on their victims as they ride straight through them, and no armour is proof against their ghostly scythes.

In a supporting role to Countess Emilia von Holstadt on her Coven Throne, the Black Knights will intercept any units that foolishly attempt to impede her progress towards the heart of the enemy. The Hexwraiths, on the other hand, will speed up the opposing flank with the Mortis Engine, causing wounds on any units they pass through with their Spectral Hunters rule. They will then move on to tear through any enemy war machines – with their Strength 5 Magical, Flaming Attacks, even tough crew such as those of the Dwarfs will be no match for them.

A huge unit of Crypt Ghouls deployed as a horde will be a grave threat to even the toughest enemy units or monsters with their two Poisoned Attacks each. 40 of the cannibalistic fiends should be enough to

ensure that enough of them will reach the foe in order to feast upon their flesh in close combat!

The Spirit Hosts will hang around at the rear of my lines to ensure that enemy units cannot creep up on my central blocks of Skeletons. They also add to the character of the army as I always imagined the Lahmians would drag the spirits of discarded former lovers screaming into battle.

The Mortis Engine is a powerful option to roll up the flank of an enemy army, leaving the withered corpses of its adversaries in its wake. Its Reliquary has a range of 2D6" and causes D6 hits with a Strength equal to the current number of turns, perfect for eliminating units such as light cavalry that may be attempting to flank my legion of the dead.



THE ARMY OF WOLF CRAG

THE BLOOD LORD OF WOLF CRAG

Simon Grant: As the army General, the Blood Lord enables any Undead units within 12" of him to make march moves. Given how many fast-moving units there are in this army, it's essential that he can keep up with them to make the most of this ability. A Zombie Dragon enables him to do just that, whilst bolstering his already formidable hitting power. The Vampire's Nightshroud will force his opponents to strike last, allowing the Zombie Dragon to fight (and use its breath attack) first. The Sword of Bloodshed grants the Blood Lord +3 Attacks and, when combined with Quickblood and Red Fury, he can re-roll failed To Hit rolls and inflict up to eight additional Wounds!

The Blood Lord will be on close combat duty for much of the game, so keeping him as a Level 1 Wizard not only saves on points, but helps avoid the temptation to cast big spells and risk a fatal miscast. As the Army General, that would be most unwelcome.

BLACK KNIGHTS

Galloping to battle atop eerily silent, spectral steeds and wielding unwholesome blades of deadly enchantment, Black Knights are ancient champions of men from a time long before the birth of the Empire.

The Skeletal Steeds of the Black Knights gain the Ethereal special rule for the purposes of movement, enabling them to pass through even the densest terrain. In addition, their Wight riders strike with Killing Blow, regardless of the weapon they wield, be it lance, hand weapon or even magical blade.



The army has been designed not to rely on a single, high-Level spellcaster. The Lore of the Vampires has three fantastic spells that have very modest casting values – *Invocation of Nehek*, *Vanhel's Danse Macabre* and *Hellish Vigour* – so only one spellcaster has been upgraded to Level 2, and only for the purposes of countering enemy magic. With access to three bound spells and the possibility of channelling four extra dice each turn, the army will be able to unleash a barrage of spells, even if the Winds of Magic are becalmed. The inclusion of so many powerful, fast-moving units

will enable the army to pick off enemy Wizards in short order, so it will have little to fear from incoming magic for more than a turn or two.

The Blood Knights, Vargheists and Black Knights should be able to crush all but the largest enemy regiments on the charge. But if it looks like they might need a bit of help to get the job done, then I'm sure the Varghulf will be happy to help out. The Skeleton and Zombie regiments will move to hold up any enemy units that can cause a problem, or back up and reinforce the army's faster elements as necessary.

SAMPLE ARMY LIST

LORDS

The Blood Lord of Wolf Crag
Level 1 Vampire Lord with heavy armour, shield, Sword of Bloodshed, Nightshroud, Red Fury, Quickblood, Dread Knight, mounted on a Zombie Dragon and using the Lore of Vampires.
664 Points

HEROES

The Hero of Hel Fenn (deceased)
Wight King with Battle Standard and War Banner.
145 points

Lukas Corpsemaker
Level 2 Necromancer with Staff of Damnation.
140 points

Ozan the Unhinged
Level 1 Necromancer with the Cursed Book.
100 points

Kraigus of Camrock Peak
Level 1 Necromancer with Book of Arkhan.
90 points

CORE

The Legion of Bone
40 Skeleton Warriors with musician, standard bearer and Skeleton Champion.
230 points

The Bloodless Legion
40 Skeleton Warriors with musician, standard bearer and Skeleton Champion.
230 points

The Blood Wolves
10 Dire Wolves with Doom Wolf.
90 points

The Hellhounds of Wolf Crag
10 Dire Wolves with Doom Wolf.
90 points

Faustus' Foetid Flock
40 Zombies with musician and standard bearer.
130 points

SPECIAL

Faustus' Putrid Palanquin
Corpse Cart with Balefire.
105 points

The Wolf Pack
10 Black Knights with barding, lances, musician, standard bearer with Banner of Swiftess and Hell Knight.
305 points

The Darkling Ones
3 Vargheists
138 points

The Winged Terrors
5 Fell Bats.
80 points

RARE

The Bloodbound
5 Blood Knights with musician, standard bearer and Kastellan.
285 points

The Insatiable One
Varghulf
175 points

TOTAL: 2997 points

HELCAVE UNLEASHED

THE BEAST OF HELCAVE

Tom Hutchings: In order to make a powerful close combat fighter, you could be forgiven for thinking the best place to start would be a Vampire Lord on Zombie Dragon. Well I beg to differ. A Ghoul King has the Infinite Hatred and Regeneration (5+) special rules, giving it two distinct advantages over a Vampire Lord even before you add Vampiric Powers and magic items into the mix.

With built-in regeneration to protect him, I've spent the majority of my Ghoul King's magic item allowance on Skabscrath. This blade will give him an impressive 7 Attacks on the turn he charges, with re-rolls To Hit making each strike count. To make matters worse, Skabscrath enables my General to unleash a Death Shriek in the same way as his Terrorgeist mount. I've taken the liberty of upgrading his Wounds value to 4 with the Curse of the Revenant Vampiric Power whilst Aura of Dark Majesty reduces his target's Leadership by 1, making each attack much deadlier!

CRYPT HORRORS

These foul creatures are Crypt Ghouls that have supped from the veins of their Vampiric master and become so infused with Dark Magic that they have mutated into enormous, feral beasts. Gorged on the flesh of their former packmates, Crypt Horrors grow and evolve into apex hunters.

MWSBS S T W I A LD

6 3 0 4 5 3 2 3 5


Troop Type:

Monstrous Infantry

Special Rules:

- Poisoned Attacks
- Regeneration (5+)
- Undead





By and large, this army consists of two factions: the slower-moving infantry and faster units of flyers and cavalry. The army's Undead nature will prevent any units without the Vampiric special rule from marching, but careful positioning of the General can help to circumnavigate this issue. My plan will be to deploy the infantry unit in a solid line in the centre, with the General and Corpse Cart behind them. The faster elements will be positioned on the flanks, and though all but the Vargheists will be unable to march so far away from the General, their quicker pace will

allow them to proceed at a similar pace to the rest of the army.

My plan then will be to advance en masse, engaging the enemy army across the width of the battlefield, using the Ghoule King to punch a hole through a vulnerable point in their battleline. The Crypt Ghouls will unleash so many Poisoned Attacks in combat that any enemy monsters will be dead in a matter of moments should they stray too close. The Vargheists and Varghulf lend the army some real speed and hitting power, so they will make an Undead beeline for anything the infantry can't handle.

SAMPLE ARMY LIST

LORDS

The Beast of Helcave

Level 1 Strigoi Ghoule King with Skabscrath, Potion of Strength, Curse of the Revenant, Aura of Dark Majesty, Summon Creatures of the Night, mounted on a Terrorghast and using the Lore of the Vampires.

670 points

HEROES

Edrik Gravedigger

Level 2 Necromancer with Book of Arkhan, mounted on Corpse Cart with Unholy Lodestone and using the Lore of Vampires.

245 points

Dietlef the Grey

Level 2 Necromancer using the Lore of Vampires.

100 points

The Black King

Wight King with shield, Ogre Blade and Dragonhelm.

139 points

The Soulless One

Cairn Wraith

60 points

CORE

The Eaters of the Dead

25 Crypt Ghouls with Crypt Ghast.

260 points

The Gore Children

20 Crypt Ghouls with Crypt Ghast.

210 points

The Fleshless Ones

40 Skeletons with musician, standard bearer and Skeleton Champion.

230 points

The Blood Pack

10 Dire Wolves with Doom Wolf.

90 points

SPECIAL

The Flesh Fiends

6 Crypt Horrors with Crypt Haunter.

238 points

The Fallen

3 Vargheists with Varghyle.

148 points

The Blood Seekers

3 Bat Swarms.

105 points

The Blood Furies

5 Fell Bats.

80 points

RARE

The Gorebeast

Varghulf

175 points

TOTAL:

2750 points

WARHAMMER

THE DARK ARTS

The armies of the Vampire Counts are both terrifying and powerful, but it is through the mastery of necromancy that the legions of the Undead are made terrible manifest. Here we discuss the unholy art first founded by the Great Necromancer.

NECROMANCY

Both Vampires and Necromancers can make use of the Lore of the Vampires, a form of Dark Magic that is used to animate and invigorate the Undead.



Nagash was the first and greatest Necromancer, and it is through the replication of his unholy sorcery that Vampires command the Undead to do their bidding. The Lore of the Vampires represents this baleful necromancy, and its mastery is an essential part of the Vampire Counts army. It is no coincidence that the ranks of the army will begin to crumble should their General be slain, for it is through such a master of necromancy that the Dark Magic granting the Undead legions unnatural animus flows. But with their necromantic sorcery infusing their minions with unnatural energy, even a unit of mindless Zombies can be transformed into a deadly proposition on the battlefield.


The Lore of the Vampires includes a flexible variety of spells, ranging from summoning additional units of the Undead to fight for you, to hurling forth a magical vortex that tears the souls from those unfortunate enough to be caught within its deadly radius. *Invocation of Nehek*,

the Lore's signature spell, replenishes the numbers of every friendly Undead unit within 6" by D6 plus the caster's Wizard level in Wounds. This area of effect can be further augmented to a 12" radius, or even 18"! The Lore Attribute, the Curse of Undeath, furthers this effect by enabling the Wizard or another Undead model nearby to recover a single Wound lost earlier in the battle.

If the prospect of replenishing fallen warriors doesn't already have you salivating (or drooling, if you're a Zombie), then imagine raising an additional unit of up to 15 Zombies or Skeletons in the middle of a battle with the *Raise Dead* spell.

Should you wish your Vampire to do the lion's share of the spellcasting, there are ample Vampiric Powers to further augment their magical potential. In this way, a Vampire Lord can be made a Master of the Black Arts, enabling you to re-roll one dice when determining the strength of the Winds of Magic in your Magic phase.

Augmented by the fell power of a Mortis Engine, a Vampire summons forth an Undead host.



MORTIS ENGINES

AN EXCLUSIVE EXTRACT FROM WARHAMMER: VAMPIRE COUNTS

Many Necromancers and liche-lords have risen to kingship over the Undead, becoming so saturated with evil power that their physical forms radiate magic. Some Vampires actively seek out the citadels of those lords who have gone before, hoping to take possession of their remains and to use them against the living.

No mere casket or hearse could be fit to bear the remains of one of these masters of the night. Instead, they are enshrined within a Mortis Engine, a cage of fused bone, surrounded by trappings of grandeur and borne to war by a host of spirits bound to the infernal device. Though all that remains of their evil sovereign may be a wizened skull or a gilded finger bone, these spirits are forced to protect the unhallowed remains for the rest of eternity. The evil soul that clings to the unholy relic attracts the attentions of wailing Tomb Banshees, who shriek and howl in the air above the grotesque hearse. The Mortis Engines are watched over by deathless attendants known as Corpsemasters, trusted servants of the Vampire Counts who have proven immune to the dire energies that emanate from the relics within.

When the Corpsemaster removes the locks and opens the lead-lined reliquary, the deadly artefact inside can be held aloft, stealing life energy from the enemy and energising nearby Undead. The longer a battle rages, the more energies the relic absorbs, and the more powerful it becomes. Mortis Engines can usually be found where the fighting is thickest, drifting ominously near to the battle line where their power is needed most. However, so redolent with Dark Magic are these artefacts that opening the reliquary is not without risk – its power can sometimes tear apart the engine itself. Indeed, if such a dread relic is ever shattered upon the field of battle, the subsequent release of pure evil has been known to smite everything in the vicinity, living or Undead, in a wave of destructive Dark Magic.

Some reliquaries also carry blasphemous tomes to battle, or scrolls of parchment rumoured to have been penned by Nagash himself. Oftentimes the Winds of Magic become nigh uncontrollable when such a fell tome is near. Heavy with evil magics, painstakingly illuminated with such care that their creator's souls have passed into the leaves of human skin that form its pages, these books can be a boon to the twisted practitioners of necromancy, but also the bane of reckless and unwary spellcasters.



The Reliquary: At the start of each of your turns, roll 2D6 and add the current turn number. This is the range of the reliquary's dark aura this turn in inches. All enemy units within range of the dark aura immediately take D6 hits, with a Strength equal to the current turn number, distributed as from shooting. Also, place a marker next to all friendly Undead units that were within range of the dark aura at the start of the turn. These units improve their Regeneration saves by one point until the start of their next turn, to a maximum of 4+. If they have no Regeneration save, they are treated as having the Regeneration (6+) special rule instead. Finally, if the 2D6 result was a double, then the fell energies prove too powerful; in addition to the usual effects, the Mortis Engine takes 1 Wound with no saves of any kind allowed. When the Mortis Engine suffers its last unsaved Wound, every unit within 12 plus the turn number in inches, friend or foe, must take 2D6 hits with a Strength equal to the current turn number. These hits are distributed as shooting.

	M	WS	BS	S	T	W	I	A	LD
Mortis Engine	-	-	-	5	5	5	-	-	-
Corpsemaster	-	3	0	3	-	-	2	1	5
Banshee Swarm	-	3	0	3	-	-	3	3	-
Spirit Horde	8	3	0	3	-	-	1	2D6*	-

TROOP TYPE: Chariot (Armour Save 5+).

SPECIAL RULES: **Large Target**, ***Random Attacks (2D6)** (Spirit Horde only), **Regeneration**, **Spectral Steeds**, **Terror**, **Undead**.

Banshee Swarm: The Mortis Engine can make a Ghostly Howl attack.

UPGRADES

Blasphemous Tome: All Wizards (friend or foe) within 12" of one or more models with a Blasphemous Tome gain +2 to their casting result when casting spells from the Lore of the Vampires. If any Wizard miscasts within 12" of one or more models with a Blasphemous Tome upgrade, he must roll twice on the Miscast table. The miscasting player's opponent chooses which result applies.

MASTERS OF NECROMANCY

SPARE PARTS

Units of Zombies have the Freshly Dead special rule, which works in conjunction with the *Invocation of Nehek* spell, allowing the unit size to be increased beyond that of its starting number of models. A Necromancer with the Master of the Dead special rule applies a similar ability to a unit of Skeletons, so be sure to paint up some extra models, as you can end a battle with more models than you started with!



A Master Necromancer surrounds himself with the vast legion of the dead and the damned.


Powerful though they may be, there is more to a Vampire Counts army than the vampiric immortals themselves. First and foremost of their mortal servants are the Necromancers – evil, twisted sorcerers who serve a Vampire hoping to learn all they can of Dark Magic or even receive the Blood Kiss in exchange for their service. In this way, Necromancers provide the Vampire Counts army with something of a cheap alternative to Vampires as a supporting cast of Wizards. In addition, one Necromancer in the army may be upgraded to a Master of the Dead – the only way to increase the size of a Skeleton Warrior unit summoned by the *Raise Dead* spell.

Should he survive long enough and excel in his studies, such an acolyte will continue to grow in power and may eventually become what is known as a Master Necromancer. The self-styled Lichemaster, Heinrich Kemmler, is just such an example. As Lord choices and powerful spellcasters in their own right, Master Necromancers allow players to field a high-level Wizard without having to rely on a Vampire Lord to do so. In fact, they are perfectly capable of leading an Undead army on their own, as Matt Hutson demonstrates in his army opposite.


But not every servant in thrall to a Vampire has the skill or natural aptitude for sorcery. These deathless servants, or Corpsemasters as the wretched individuals are known, ride in support of their master's army on the back of Corpse Carts or oversee a deadly Mortis Engine. Both of these Undead chariots can be further augmented to have additional, passive effects during each Magic phase, debilitating enemy spellcasting or amplifying the effectiveness of spells from the Lore of the Vampires.

If you wish, a Necromancer may replace a Corpsemaster and ride a Corpse Cart to battle, all but guaranteeing the effectiveness of its Vigour Mortis special rule. This incredibly useful ability works each time a spell from the Lore of the Vampires targets a Corpse Cart (or if it is within the area of effect of a spell such as *Invocation of Nehek*, for example). All friendly Undead units within 6" of a Corpse Cart affected in this way will benefit from the Always Strikes First special rule until the start of your next Magic phase.

The undisputed masters of the army the Vampires may be, but you should never underestimate the effectiveness of a supporting Necromancer or two.



SAMPLE ARMY LIST



Matt Hutson: If anything epitomises a Vampire Counts army that requires little or no aid from the Vampires themselves, then it's surely one belonging to Heinrich Kemmler. His servant, Krell, provides the army with a deadly fighter, but the rest of the army is typical of the sort that he might lead. With this in mind, the army revolves around Wights, a healthy number of Skeleton Warriors and a selection of restless souls that have been drawn to the Dark Magic unleashed by Kemmler's necromancy. The Zombies, on the other hand, likely consist of unwilling 'volunteers' from a small village that the Undead horde has passed through.

The army consists of a solid infantry line that will be hard to grind down, aided by the two Cairn Wraiths. The Black Knights will advance cautiously and prepare a supporting charge when the two lines clash.

The (un)life and soul of this army are undoubtedly Krell and the Lichemaster, Heinrich Kemmler. They will lead the unit of Grave Guard who, complete with the Banner of the Barrows, should be able to crush anyone or anything they face. As the only Wizard in the army, Heinrich Kemmler will assume the responsibility for casting all of my spells. However, not only does he know all of the spells from the Lore of the Vampires, but he receives a hefty +6 bonus on all his attempts to cast spells if within 12" of the Mortis Engine! I've every confidence that he will be more than up to the job. Of course, as the sole spellcaster, he will also attract plenty of unwanted attention. However, as I can opt to make him Ethereal each turn with his Cloak of Mists and Shadows, any opponent that can reach him, get past Krell and strike him down thoroughly deserves to do so!

LORDS

Heinrich Kemmler
350 points

HEROES

Krell, Lord of Undeath
205 points

The Tainted One

Cairn Wraith
60 points

The Black Wraith

Cairn Wraith
60 points

CORE

The Glorious Dead of Maisontaal Abbey

40 Skeleton Warriors with musician, standard bearer with Banner of Eternal Flame and Skeleton Champion.
240 points

The Shambling Horde

40 Zombies with musician and standard bearer.
130 points

The Undying

21 Skeleton Warriors with musician, standard bearer and Skeleton Champion.
135 points

SPECIAL

Krell's Immortal Guard

19 Grave Guard with musician, standard bearer with Banner of the Barrows and Seneschal.
289 points

The Wight Knights

10 Black Knights with barding, lances, musician, standard bearer and Hell Knight.
290 points

RARE

The Lost Relic of Maisontaal Abbey

Mortis Engine with Blasphemous Tome.
240 points

TOTAL: 1999 points



'EAVY METAL™

VAMPIRE COUNTS

As ever, the 'Eavy Metal team have been hard at work producing a stunning display of painted miniatures with which to showcase the potential of the Vampire Counts range. We spoke to Joe Tomaszewski, who revealed how the team went about creating the painting masterpieces we've displayed over the next few pages.

Joe: The most important aspect of the Vampire Counts is that they're a dark, brooding and highly atmospheric army. We tried to capture this menacing vibe in all of the miniatures we painted for the army, from the half-rotten Zombies and clattering Skeletons, to the enormous Undead monsters and the deathless Vampires themselves. We accomplished this through tireless experimentation to find the right colour palettes we could use to bring a real sense of identity to the army. Careful selection of colours before you start a painting project is essential in his way.

First and foremost, red and black colours have always been synonymous with Vampires, but with the introduction of more ethereal and ghostly creatures, we expanded the role of the ghostly turquoise colour and pale green 'balefire' throughout the army. Many of the models displayed here are ones that we also painted to try out different shades of bone and rusted armour.

MANNFRED VON CARSTEIN

Neil Green: As one of the most powerful Vampires, it was important that Mannfred looked suitably impressive, so I painted him with plenty of gold and rich colours such as vibrant purples and warm reds.



KRELL

Joe: Krell is an unusual model in that his stylised armour displays imagery of both the Vampire Counts and Chaos. To strike the right balance, I painted him with deep red armour, with his infamous axe in black and a flayed skin cloak as a contrast.



ISABELLA VON CARSTEIN

Dave Heathfield: Vlad's vampiric wife was renowned for her cold beauty, so I painted her with a smooth, pale skin tone, avoiding harsh highlights to retain her femininity. To reinforce this look, I applied Bleached Bone as a base colour for her petticoat before glazing back with purple, helping the fabric look soft and lacey. I painted the blood in her chalice to look suitably reflective.





Zombie



Skeleton Warrior

SKELETON WARRIOR

Darren Latham: This model was painted with bone-coloured details to complement the bone of the Skeleton itself. To contrast with this look, I painted the metal on the shield trimmings and spear tip in a dark shade of bronze, detailed to look battered and aged. The freehand icon on the pennant was designed to look torn and ragged.



SKELETON WARRIORS

Neil: These Skeletons were painted with shields that have aged differently based on the material. The bronze has worn well, but the metal in the middle of their shields has been heavily tarnished and weathered with verdigris.



Skeleton Champion



Grave Guard Standard Bearer



Skeleton Champion



VARGHEIST

Dave: I painted this Vargheist in a more animalistic tone of brown, highlighting the basecolour with flesh tones for a more natural look.



Black Knight

CRYPT HORROR

Matt Kennedy: My aim for this Crypt Horror was for it to look as if it had only recently fed on the blood of its vampiric master. Consequently, I painted the model with a bright, vibrant skin tone, as if flushed with sustaining necromantic energy. I contrasted this shade with the purple of the tortured and ruptured flesh of its spinal sump. The bone punctures in its arms were painted an angry red, as if still fresh and raw.



BLACK KNIGHT

Joe: The Spectral Steeds of the Black Knights are something I wanted to play up on this model. I cut the steed's hooves away from the base and elevated its body by mounting it on a gravestone so it looks like its feet don't touch the ground as it moves. I painting the steed a ghostly green to reinforce that image.



DIRE WOLF

Darren: I chose to paint the fur of this Dire Wolf white to contrast with the exposed muscles of its skinless flesh. I used a subtle green glaze on the fur for an eerie look.



COVEN THRONE

Anja Wettergren: The Coven Throne is very much a model of two halves. First of all, you have the ghostly riders that bear it to battle and spectral guardians that protect it. I painted these to match the ghostly green colour that had been used throughout the rest of the army. I carefully glazed these spirits with the green I used on the braziers to help tie the shades together.

The second half encompasses the Lahmian Vampires that command the Coven Throne, complete with their opulent finery, luxurious drapes and cushions they lounge upon. These areas needed to contrast nicely with the spectral green and also reinforce the extravagant feel of the model, so I used plenty of warm reds, deep purples and subtle pinks on their clothes and fabric.



A ghostly spirit guardian.



The ostentatious silk curtains.



The bone-framed palanquin.

LAHMIANS

Anja: I painted the Lahmian Vampires in pale, bloodless flesh tones to reinforce the fact that they are still unnatural creatures of darkness, despite their seductive beauty. I gave the Pallid Handmaidens black hair, whilst the older Vampire's hair is white to further stand out and show her ageless power and nobility.



WAR IN THE BORDER PRINCES

A diabolical tale awaits as we present a fell campaign and scenario involving Vampires and their ilk. Andy Hall introduces proceedings and Phil Kelly recounts a saga that left the Border Princes scarred and Mannfred von Carstein ascendant.



IN THIS ARTICLE:

- Phil Kelly chronicles the infamous War in the Border Princes – an exclusive extract from the new Warhammer: Vampire Counts.
- We feature a new scenario based on the pivotal battle that saw the High Elves fighting for their lives in the mountain passes above the Border Princes.
- In this month's battle report we put the scenario to the test as Jervis Johnson and Simon Grant take to the gaming table.

Andy: Warhammer is set in a multi-layered world, a dense tapestry of unending conflict. Its storied history is replete with wars and battles beyond number, as legends of mighty heroes and vainglorious villains litter the background sections of Warhammer army books and in the very pages of White Dwarf.

These legends and stories serve to inspire you, acting as sparks to catch your imagination – giving you fertile ground to set games within your own narrative or, if you wish, to play battles based on the legendary encounters that have been recorded over the years.

The following saga is just such a tale, not only is it an exciting yarn of blood and betrayal but it was perfect material for turning into a new scenario and then playing. The Warhammer book

contains six pitched battle scenarios that cover a variety of instances but it also has a whole section on designing your own scenarios from simply tweaking an existing set-up to creating tailor-made battles from scratch.

After reading Phil's excellent background on the War in the Border Princes we were inspired to create a scenario that would distil the story into an exciting battle. On page 416 of Warhammer you can find invaluable advice on creating your own scenarios so this proved a good refresher. With those points in mind we created a new scenario, the results of which you can see in a few pages time. But first we must travel to the Border Princes, where Count Mannfred von Carstein is planning something terrible...

AN EXCLUSIVE EXTRACT FROM WARHAMMER: VAMPIRE COUNTS

The year 2522 saw the return of Mannfred von Carstein to the world of mortals. Mannfred, hell-bent on taking the Imperial throne for himself and ruling over the Old World, even if it took eternity to do so, had bided his time since his defeat at Hel Fenn. But the passage of time is of little consequence to one with immortality in his blood. The Vampire Count was content to gather his strength once more and wait for the moment to strike.

Mannfred had watched with great interest as the Chaos-worshipping tribes of the Kurgan invaded the Empire en masse, bringing destruction and anarchy to the Old World before eventually being repelled at great cost by an alliance of Dwarfs, Elves and Men. As the drama played out, it became clear to Mannfred that with these three great races united against them, even the famously deadly armies of the Dark Gods could be held at bay. Mannfred would not make the same mistake, for he desired the Old World for himself. He intended to drive a wedge between the elder races and, in breaking the bond of trust between the races of Elf, Dwarf and Man, weaken the Old World's military capacity to the point where it was ripe for conquest by his Undead hordes.

Over the years leading up to his re-emergence, Mannfred travelled far and wide to secure allies. His studies with the disciples of Nagash, in the ruins of Lahmia, had come to completion, and Mannfred's magical abilities had never been stronger. Yet the von Carstein's plans were ambitious indeed. In return for their secrets, Mannfred had sworn a dread pact with the corrupted wraith-wizards that yet served Nagash in the South – a pact to aid them in their own goal of summoning the Great Necromancer once more and bringing a new order to the world. The von Carsteins had secretly been working

towards this same goal for centuries, gathering the relics of Nagash's reign unto their castles. Though great progress had been made, their efforts had ultimately fallen short, for in truth, Nagash had become more like a god than a man, and his spirit was beyond even the abilities of the Vampire Counts to bring to the mortal realm. It would take the rituals of ancient Nehekhara combined with the sacrifice of a powerful and innocent soul to achieve a true resurrection. Mannfred, in his genius, saw a way to hasten the return of Nagash and seriously weaken those who would stand against him in one stroke.

Mannfred travelled northwards from the deserts of Nehekhara into the lands of fair Bretonnia – often travelling incognito, but occasionally summoning the dead from local cemeteries to fight beside him when the territorial knights of that land gathered to drive him out. Mannfred's mastery of the nefarious magical arts saw him carve a bloody path through the mountains to the east of Bretonnia until he located the Lichemaster, Heinrich Kemmler, and the Wight King, Krell, along with their army of armoured Wights. Under a full moon, surrounded by mist-shrouded barrows, the Lichemaster agreed to Mannfred's plan. The embittered Necromancer would take any chance to grind the civilisation he had left behind into dust. War would come to the forces of order once more.

A Diabolical Plan

As the twisted forests of the Old World turned from verdant green to a ragged mass of brown, red and gold, the Phoenix Delegation of Ulthuan marched from the coastlines of the Border Princes to the south of the Empire on a diplomatic mission to Karaz-a-Karak. These visits were typically fraught and tense occasions, for the Elves and the Dwarfs had once waged a bitter war against each other, and the old wounds still




festered in their hearts. In the wake of the Chaos invasions, the High Elf King, Finubar, had agreed to parley with the High King of the Dwarfs, Thorgrim Grudgebearer, and cement their alliance in the years to come. Secretly, each sought to secure their own position, and impress upon the other that they were more than powerful enough to prevail if the alliance turned sour. Locked in the wars with the evil Dark Elves, the High Elf King had been forced to remain in Ulthuan. To ensure he did not offend the Dwarf High King by sending some mere functionary, Finubar sent his astonishingly beautiful daughter, Aliathra. Dwarf Kings are easy to offend, but it was said that as well as being a mage of impressive skill, Princess Aliathra could even charm an angry Manticore's head into her lap.

The Worlds Edge Mountains are infested with greenskins, and the Phoenix Delegation had been attacked by Orc tribes several times on their journey into the high peaks that held Karaz-a-Karak. Each time, the uncanny martial mastery of the High Elf army, combined with the magic of Aliathra, had driven the greenskin tribes back without major loss. The Elven princess was sure that their precise displays of martial and magical force would not be lost on their mountain-dwelling hosts, and the Dwarfs felt no need to insult their guests by marching to their rescue. The Elven delegation entered Karaz-a-Karak in good order, and with great courtesy and skill, they successfully cemented their alliance with the Dwarfs. However, by the time they began the journey back to the coast, Mannfred's mortal agents had spread word of the Elven presence far and wide. The greenskin tribes had gathered in force, and worse still, they were not alone. Hidden in the dark valleys were two great armies of Undead with Mannfred leading one and Heinrich Kemmler the other. The forces of darkness were ready to spring their trap.

Out from the gates of Karaz-a-Karak marched a great throng of Dwarfs, flanking the Phoenix Delegation of Ulthuan with an honour guard over a thousand strong. They had passed less than ten leagues before the Orc tribes sprung their ambush, howling down the mountainsides with a great roaring war cry that shook scree from the peaks. At a gruff command from Elder Thane Orgrimm, the Dwarf honour guard locked their shield walls into place to form a bulwark of steel. Aliathra's princely consort, Yluthian, took to the skies on his noble Griffon, Everswift. As the princess' Sword Masters closed protectively around her, hundreds of Elven archers smoothly nocked arrows and sent volleys of deadly shafts straight over the heads of their stout Dwarf allies. To the amused distaste of the Elven warriors, the valley ran red with filthy Orc blood before the hour was out.

It was only when a full half of the Orc tribes had expended themselves that Mannfred made his move. The skies suddenly darkened as whirling swarms of bats thundered out from caverns and cracks in the mountainsides. From the river that ran through the valley's centre stalked a cleverly concealed army of Skeleton Warriors, their sodden armour bearing the faded heraldry of the von Carsteins.

A great phalanx of heavily-armoured Wights marched up from the valleys below, Krell at their head, tirelessly grinding through the scree to block the delegation's escape. To the rear, the remnants of the Orc tribes barred the route back to Karaz-a-Karak. Out from the clouds came a trio of gigantic, bat-like Terrorgheists, rotting jaws agape. One was swiftly intercepted by Yluthian upon Everswift, but even that lightning-fast warrior could not stop all three. The deafeningly shrill cries of the vile creatures burst the eardrums of the Elf warriors below as the beasts and their Strigoi riders plummeted downwards to feed.



Worst of all, as the Lichemaster's dolorous chanting echoed from the mountainsides, every single one of the dead Orcs that littered the slopes jerked back to life. Even the disembodied arms and hands of those cut to pieces by Elf Sword Masters and Dwarf Clansmen started to drag themselves toward the Dwarf shield walls once more.

The anarchy that followed was the antithesis of the ordered defence mounted by the allies earlier that day. As the sun began to disappear behind the mountains, the sheer number of Undead began to tell. From above came flock upon flock of giant bats; the majority were incinerated by Aliathra's searing white magic or struck by the wheeling Great Eagles that had accompanied the High Elves on their journey, but the rest plucked at the eyes and faces of the Elf archers with blood-encrusted claws. To the fore, the Undead minions of Krell had taken position and, as Krell waded into the Dwarf lines with great sweeps of his dreaded black axe, his Undead knights lowered their lances and charged. Some of the deathly cavalymen – incorporeal fiends clad in flickering green flame – charged straight through the Dwarf shield wall and onwards into the ranks of the High Elf Sword Masters. They left the cold white shells of dead Dwarf veterans behind them, their souls ripped from their bodies.

It was too much for the Dwarfs. Krell had slain Thane Orgrimm in personal combat, and under the Wight King's ensuing onslaught, the shield line began to buckle and break. Their Longbeard brethren, practically buried under shambling mounds of Undead greenskins, were in no position to reinforce them. Mannfred's skeletal horde bristled with hundreds of Elven arrows sticking from eye sockets and spines but, reinforced by their master's iron control over necromantic magic, they came on and did not stop until there was not a single arrow left in any Elven quiver. The situation looked grim indeed.

It was then that Kemmler cemented his reputation in the eyes of the von Carsteins forever. As the Lichemaster chanted, the Dwarfs that had died in the battle stumbled to their feet once more, heads hung, and fell upon the Elven delegation just as the Terrorgheists circling in the skies above dove into their ranks once more. Against the horrified Elves, the heavily armoured Dwarf corpses took a terrible toll. Runic axes rose and fell, slick with Elven blood. Mannfred's eerie laugh could be heard above the din of battle as the grotesque tableau played out, a macabre reminder of the War of the Beard between Elf and Dwarf. The Elves were left with no choice but to flee, their Great Eagles already speeding away to bring word of this new treachery to the courts of Ulthuan.

The Dragon Princes that formed Aliathra's reserve identified a weak spot in the Undead line and charged, a shower of pallid limbs and broken bones left in the wake of their explosive exit from the jaws of Mannfred's trap. Amongst them came the Elven princess upon the back of her bond-horse, Salanir the Proud. Magical power crackled around the Dragon Princes as the remains of the Elven delegation fought with the fury of Khaine in order to secure their princess' escape. Just as it seemed the Dragon Princes would thunder headlong into the ranks of Krell's Wight army on the slopes below, Aliathra gave a triumphant shout and the entire spearhead of cavalry galloped into the night air as if a bridge of mist had formed beneath them.

It was then that Mannfred himself finally struck. Plunging from the mountain peaks upon a Zombie Dragon of awesome size, von Carstein swooped down to intercept the

fleeing princess. At his mental command, both remaining Terrorgheists wheeled about to join him. As Aliathra shot like a dart of white light over the heads of Krell's army, the young Elf Prince Yluthian fought Mannfred in a desperate aerial battle to ensure her escape.

Up on the slopes of the mountains, the gloating Kemmler also had one last trick to play. Reaching out with tendrils of dark power, the Lichemaster infused the pursuing Terrorgheists with necromantic energy until they shot through the air with hellish speed. Turning in her saddle, Aliathra gestured fiercely and consumed one of the creatures in a blinding conflagration of magic, but the other plunged down towards her with a soul-searing screech that stunned the mage-princess into unconsciousness. It snatched her and her horse up in its claws, wheeling around to rejoin the fray. Bereft of Aliathra's airborne enchantments, the Dragon Princes made decidedly graceless returns to the valley below.

The high-altitude duel between Mannfred and the High Elf prince was reaching its bloody peak. For all Mannfred's vampiric speed and the sheer draconic size of his Undead mount, the High Elf and his Griffon were just too nimble, darting in with lance and talon to strike over and over again. Only the Armour of Templehof had protected Mannfred from a lance-shaft through his black heart. Then, just as Prince Yluthian aligned his predatory steed for another charge, Mannfred smiled. As the last Terrorgheist passed overhead, the corpse of Salanir the Proud fell out of the skies and bodily collided with the shocked Elf prince, knocking him from his saddle. The Griffon, momentarily distracted, was impaled through the neck on Mannfred's blade. A split second later, the Zombie Dragon snapped its great rotten skull forward like a mantrap and sunk its teeth into the noble Griffon's head with a horrible crunch. At Mannfred's command, the Griffon's thrashing body was released. Its cooling corpse tumbled toward the valley below. Kemmler had brought the falling cadaver under his control before the beast hit the stony ground, and on lifeless wings it flew back to attack its former allies in the valley.

Mannfred's part in the battle was over. He knew that between Kemmler's necromancy and Krell's brute force, the tattered remains of the allies would have no chance but to flee. The High Court of Ulthuan would soon get word that the Phoenix King's daughter had died under the protection of a Dwarf honour guard, and the old wounds would reopen, driving a blade of accusation between Elf and Dwarf forever. As his great Zombie Dragon bore him south towards Nehekhar, the unconscious princess held tightly in the claws of his Terrorgheist escort, Mannfred chuckled quietly to himself. The deed was as good as done.





THE SCENARIO

In this scenario we join the battle as the last of the Dwarfs is felled. The only way the High Elves can take any semblance of victory is by escaping the trap or warning their kin.

THE BATTLEFIELD

Set up the terrain in the usual manner. It's worth bearing in mind that the battle will be fought down the length of the table, in a narrow pass with mountains girding the long table edges.

DEPLOYMENT

Before deploying, both players roll off. The winner decides which of the narrow table ends is north. The High Elves then set up their entire force in the north deployment zone that starts 12" from the centre line to the northern table edge. Units can be placed anywhere in this area, the only stipulation is that the Great Eagles must be deployed further back, up to 6" from the northern table edge.

The Vampire Counts player must split his army into two forces before he deploys his models; one led by a Ghoul King, and a reserve force commanded by Krell, Lord of Undeath. The reserve force can be any size but must include at least one Core infantry unit (representing the dead Dwarfs) as well as Krell.

The Ghoul King's force is then set up anywhere in the southern deployment zone starting 12" from the centre line to the southern table edge. Krell's reserve force remains off the table for now.

Note that no matter which force an Undead unit belongs to, once on the battlefield the Ghoul King is the Army General for rules purposes.

FIRST TURN

The High Elf player gets the first turn.

GAME LENGTH

At the end of the sixth game turn roll a dice – on a 1-3 the game ends, on a 4+ it will continue for a seventh and final turn. Alternatively, play until a time limit agreed by both players is reached.

VICTORY CONDITIONS

Use the following to determine victory:

- If the High Elf player gets at least one of the Great Eagles to escape off the southern edge of the table before the game ends then it is a draw.
- If the High Elf player gets Aliathra, or 25% of the High Elves starting strength (in any combination) to exit the southern edge of the table before the game ends then it is a High Elf victory.
- If the two objectives listed above have both been achieved then it is a crushing High Elf victory.
- Any other result is a Vampire Counts victory (additionally, if the Vampire Counts can also slay Aliathra then it should be considered a crushing victory).


However, no matter who prevails here, beyond the mountain pass Mannfred and Kemmler lie in wait...



Heinrich Kemmler

DO I NEED A MOUNTAIN PASS?

As with the Battle for the Pass scenario, this battle is played lengthways, with the long table edges assumed to be impassable. Note that on the map we have shown the High Elves' (northern) deployment zone on the right, but this is by no means definite, as you only define north once the table has been set up.



SPECIAL SCENARIO RULES

Bottleneck

The battle is being fought in a narrow pass enclosed by high cliffs. Because of this, the long table edges count as impassable terrain. Following the normal rules, fleeing units can force a way through the impassable terrain and disappear from the table (or die trying!) Other units (including reinforcements) may not enter or leave via a long table edge unless they are Ethereal or a flyer. This means that pursuing or overrunning units, other than Ethereals and flyers, must stop 1" away from the long table edges.

The Return of Krell

The reserve force arrives on the Vampire Counts' first turn; they enter play along the northern table edge using the rules for reinforcements as described on page 27 of Warhammer.

THE ARMIES

Each player chooses at least 3000 points (although both armies can be larger if the players desire) using the army lists from the relevant Warhammer Armies book. However, to create a historically accurate army, the following units must be taken and paid for out of your points allowance.

Vampire Counts:

- 1 Strigoi Ghoul King mounted on a Terrorgheist
- Krell, Lord of Undeath
- 20+ Zombies
- 5+ Black Knights
- 5+ Hexwraiths
- 2 Terrorgheists

High Elves:

- 1 Level 3 Archmage on Elven Steed (to represent Aliathra)
- 1 Prince on Griffon, armed with a lance (to represent Prince-Consort Yluthian)
- 5+ Dragon Princes of Caledor
- 10+ Sword Masters of Hoeth
- 1+ Great Eagle (with a maximum of 1 Great Eagle per thousand points)

** This is the minimum requirement for the scenario. The players may arm these models with extra armour, additional equipment and magic items, as per the usual army list restrictions; although you may not increase the magic level.*



OVER THE PAGE WE FIGHT OUT THIS SCENARIO AS JERVIS JOHNSON'S VAMPIRE COUNTS ARMY TAKES ON SIMON GRANT'S HIGH ELVES.

COUNT MANNFRED'S THRALLS



Jervis, along with Bill King, wrote the first ever Undead Warhammer army book way back in the early 90s. If ever there was a Necromancer residing in the Studio, then it's him!


Jervis: Working as part of games development, I fight battles using all of our armies. However, when people ask me which army I collect for Warhammer, I always tell them 'Vampire Counts'. Perhaps it was watching all those old horror movies when I was young, but I just love the look of Undead armies, and have collected my own for many years now.

This being the case I've been looking forward to the release of the new Vampire Counts army book with eager anticipation. Like any other Vampire Counts player, I've been pondering which new units I will add to my army first. Being such a slow painter, I know that all of the new additions to the army will keep me busy for months and this makes deciding which thing to add first an important consideration.

This being the case I was overjoyed when Andy Hall asked me if I would take command of the Vampire Counts army in this month's battle report, as it would give me a chance to try out all of the models that had been added to the army. Even better, Phil and Andy had come up with a great background story and scenario for the battle, and one that fitted well with my own evil plan. I plumped for a strong line of Skeletons and with Krell I took a horde of Zombies (I like to think they're the recently deceased Dwarfs), some Grave Guard for extra punch and the flying Vargheists, whose speed would really help.

I would even get the chance to use not one, not two, but three Terrorgheists! It's at times like this that I know I have the best job in the world...

LADY ALIATHRA'S ROYAL ESCORT




Simon: So, I'm using my beloved High Elves in battle against the mighty Jervis Johnson, who is at the helm of a vast horde of the Undead. The victory conditions state that Jervis will win unless I can achieve any of a number of scenario objectives – the onus is on me to make that happen.

The scenario requires us to include a selection of pre-determined units, so I based my army around them accordingly. It's always best to pick these units first and then you can tailor your force with the remaining points. My top priority is to get the Phoenix King's daughter, Aliathra, off the opposite table edge. In order to give her the best chance of survival, I've equipped her with a Talisman of Preservation for a handy 4+ ward save, and the Staff of Solidity – a fantastic item that will allow her

to ignore her first miscast. Not only will this give her spellcasting something of a safety net, but will help to prevent an unpleasant magical backlash from potentially blasting both her and her loyal bodyguard of Dragon Princes to pieces!

On the topic of Dragon Princes, the key here will be to create a unit that will stop for nothing – not even a vast, unbreakable horde of the Undead. To give them the best chance of doing this, I'm giving the Drakemaster the Amulet of Light, granting them Magical Attacks to counter any Spirit Hosts or other Ethereal units. But more importantly, I'll be attaching a mounted noble with the Battle Banner, giving the unit +D6 combat resolution and hopefully the edge they need to smash through anything that Jervis can put in their way.



Simon Grant sports a beard so it's always a bit of a surprise that he's such a keen High Elf player. After all, Elves are famously smooth chinned. Then again, Simon does also have long, girly hair...

ATTACK OR DIE!

Rather than wait for the Ghoul King's foul brood to overcome them, the High Elves strike out in force, readying their lines for a devastating charge to break out of the trap and on through the mountain pass.



All too aware that Krell and a Zombie horde were but a moment away from appearing behind his lines, Simon's High Elves struck forward. They advanced down the old Dwarf road at a brisk pace, even as Mannfred's Ghoulish King lieutenant prepared to block the advance.

Simon angled the majority of his power towards the eastern side of the table; his Dragon Princes and Sword Masters rounded the rocky crag, whilst the Lothorn Sea Guard marched atop it, but still kept in parallel with the High Elf Princess and her retinue of Dragon Princes. Her consort, Prince Yluthian, also flew close. Both High Elf Spearmen regiments took a south-eastern path, he would need these units not only for support but to give him the option of escaping with large chunks of his force should the Princess fall.

Simon had included a maximum (for a 3000-point game) of three Great Eagles, whose job it was to fly across the table and off battlefield to alert the Phoenix King and at least gain Simon a draw. He flew two of the eagles towards the east flank, keeping them close to his main force. One Great Eagle flew west, so as not to put all his eggs in one basket (*Groan, here we go with the bird jokes – Ed!*)

In the Magic phase, he attempted to cast *Pit of Shades* but the Ghoulish King's pet Necromancer swiftly dispelled this, as was *Shem's Burning Gaze*. However, Morvéal

the Seer broke his magical silence by successfully casting *Drain Magic*.

In the Shooting phase, a Sword Master was slain by the restless souls in the haunted tower. First blood to the scenery!

Jervis started the turn in a surprisingly brusque fashion; the Hexwraiths and Black Knights were sent out ahead to give the High Elves something to think about, and the two riderless Terrorgheists were dispatched to both flanks, each with a clear mission to hunt down Great Eagles. The Ghoulish King remained close to the centre, flanked by the Skeletons, the Crypt Ghouls and the infernal hum of the Mortis Engine.

From the north came Krell and his hordes, a stark reminder to Simon that to survive he had to keep moving and break through the Undead lines or be quickly surrounded. An even starker reminder came as the Necromancer accompanying Krell cast *Vanhel's Danse Macabre* and the Grave Guard marched forward another 8". The Ghoulish King tried to cast *Curse of Years* on the Dragon Princes but it failed to cast due to *Drain Magic* being in play.

In the Shooting phase, the Terrorgheists unleashed their deathly shrieks. Jervis was hunting Great Eagles but in both cases they were out of range. Instead he had to make do with Ellyrian Reavers in the west, slaying one of them, but in the east he targeted the consort and wounded both the Prince and the Griffon.

VANGUARD

Fast Cavalry can make a Vanguard move, in effect getting a head start on the foe. Simon took full advantage of this by sending his Ellyrian Reavers out to the west flank. And in a nifty bit of dressage, pointed them east, ready to hit any advancing enemy units in the side.



KRELL'S WRATH

Even as the High Elves galloped and marched southwards, from behind them came Krell accompanied by a horde of Zombies and his Grave Guard retainers. But these foul creatures were not the only part of

the Undead reserves; Jervis had wisely placed three Vargheists with Krell. These flying monstrous infantry are Vampiric and so can march an impressive 20" – perfect for hunting down Great Eagles.



CHARGE OF THE DRAGONS

With lances dipped, the Dragon Princes charged into the Skeletons, hoping to shatter bone and break through the Undead lines. Meanwhile, the Great Eagles flew through the crowded pass, even as they were being stalked...

As in the story, Simon's strategy had been to surround Princess Aliathra with the barded steel of the Dragon Princes. It was a sound tactic as the Princess on her own would doubtless be picked off by Banshee screams or ravenous Terrorgheists, but it was not without risks. As arguably Simon's most powerful unit, the Dragon Princes would be in the heart of the battle, placing the Princess where the fighting would be thickest.

Even so, Simon commenced his second turn with a host of charges. The Dragon Princes struck the Skeleton Warriors, the Hexwraiths were charged by the Reavers and by one of the High Elf spear units. Simon's units couldn't physically harm the Hexwraiths but he was hopeful that combat resolution alone would win through. Back in the west, Yluthian charged the eastern Terrorgheist along with the Lothian Sea Guard. The might of the High Elves proved too much for the Undead creature and it was destroyed, freeing up the eastern flank, but only for a moment as in

Jervis' phase the Black Knights swept through, smashing the Sea Guard in the flank and reminding the High Elves that they do not have the monopoly on grand cavalry charges!

From the north, buoyed by another surge of *Vanhel's Danse Macabre*, Krell's legions drew ever closer to the High Elves' rear. The Sword Masters were lagging and looked the most likely of targets. Meanwhile, the Vargheists flew south, trying to close with a pair of Great Eagles.



BIG, BRUTAL AND GHOULISH

The Crypt Horrors charge from the southern woods and into the Reavers, who had managed to keep the Hexwraiths at bay with able support from the Spearmen in the previous Combat phase. However, the lightly armoured Reavers could not hope to stand against the monstrous Ghouls and so were wiped out, leaving the High Elf Spearmen to face the Hexwraiths alone.



ANNOTATIONS

- A** The Skeletons are trammelled by the Dragon Princes, but enough remain to hold the Elven knights in place for when the Ghouling King and Mortis Engine charge. The Dragon Princes take damage but Simon's armour save rolls and use of the Battle Banner keep them in the fight.
- B** The Sea Guard and Prince take down the Terrorgeist but before the Sea Guard can celebrate, they are charged in the flank by the Black Knights and run down.
- C** In the east, a Great Eagle is charged by a Terrorgeist. As if it wasn't outmatched enough, Jervis had the temerity to not even wait for the Combat phase and blew the Eagle up in a great puff of feathers with an unholy death shriek. Having dealt with its prey, the Undead monster reformed to face the rear of the Elven Spearmen.
- D** The Mortis Engine reverberates 12", its Dark Aura gifting all Undead with a +1 Regenerate save and striking the Dragon Prince with four Strength 2 hits.
- E** The Vargheists fly south, homing in on the Great Eagles and the Prince.
- F** Jervis raises some Skeletons just in front of the Great Eagles to force them to take Leadership tests to march.
- G** The Sword Masters are charged by the Crypt Ghouls. It's a close fight that leaves the both sides reeling and the combat ongoing.

THE TRAP CLOSES

As the ring of Undeath closes around the last of the High Elves, Princess Aliathra and her loyal charges make one last strike to break free of the trap and escape the clutches of the evil Ghoulish King.



Krell, Lord of Undeath

Flush with victory over the Terrorgeist, the High Elf Prince spurred his Griffon, Everswift, straight at the Ghoulish King – his lance lowered, his aim straight and true. In the west the Hexwraiths continued to battle against the High Elf Spearmen, whose spears uselessly stabbed at the wraiths incorporeal forms. Despite the rank bonus, the ethereal cavalry won the combat and Simon's high break roll ensured that the High Elves ran. However, rather than pursue, the Hexwraiths turned to face the other regiment of spears – it was as if Jervis had a cunning plan.

Meanwhile back in the east, Jervis' ploy to march block the Great Eagles with the raised Skeletons was 50% successful. One Eagle could only move 10" and so instead of running the gauntlet south, in a surprising move, the eagle flew north, behind the Vargheists to prevent them from marching. The other Great Eagle did pass its Leadership test and so sped down the

eastern flank, and was only one more 20" move away from giving Simon at least a draw. Jervis looked on with resignation, there were no more reserves to stop the Eagle and so he was unsure how to stop it from escaping.

The Black Knights were targeted, in the High Elf Magic phase, first by *Shem's Burning Gaze* before *Banishment* saw the Undead Knights purged from the battlefield.

In combat, the Sword Masters quickly dispatched the remaining Crypt Ghouls and then turned to face Krell who was rapidly bearing down on them. The main focus, though, was inevitably in the combat involving the Dragon Princes, Ghoulish King, High Elf Prince and the Mortis Engine. Simon wisely focused his attacks on the remaining Skeletons to reap an impressive tally. Even though the Ghoulish King was part of the combat, he was otherwise engaged fending off the Prince. As it was, Yluthian wounded the Vampire, but the Ghoulish King

WIGHT ATTACK

As the Sword Masters slew the last of the Crypt Ghouls, they reformed in time to face the Grave Guard charge led by Krell. In a challenge the Lord of Undeath proved too powerful for even the preternaturally fast warriors of Hoeth as their Bladelord was cut down with an overkill

of two. The Sword Masters struck at the Wights, but the Grave Guard were fresh and the High Elves ravaged by Crypt Ghouls in the previous phase. The Sword Masters were wiped out, allowing Krell to overrun into Yluthian, who felt the bite of the Black Axe as well.



struck back, swiping away the Griffon and leaving the wounded Prince on foot. The unleashed spirits of the Mortis Engine struck out against the Dragon Princes and took down two Knights. The Battle Banner helped to redress the combat resolution but the Dragon Princes had lost. Simon was in trouble, but a low Leadership roll kept the Dragon Princes in the fight. Not so the Prince, who fled away from the Vampire, no doubt in a lather at the loss of his beloved Griffon.

The Undead were in a strong position, although the Great Eagle speeding away would give Simon a draw. Jervis' plan was to take it down with *Gaze of Nagash* but the Necromancer had to get into range.

The Terrorgeist in the west chased down the fleeing High Elf Spears, the Hexwraiths, rather than charging the remaining Spearmen unit, galloped through the foe on ethereal steeds and automatically caused four Strength 5 hits, without any of the bother of combat. The Crypt Horrors reformed and readied to charge the same unit.

The Winds of Magic blew low but enough for *Gaze of Nagash* to be cast, however, Simon wasn't going to let his giant bird of prey die needlessly, so dispelled the magic missile. It looked like the Great Eagle was now free to fly away... or was it?

In combat, the Dragon Princes had dealt with all the Skeletons and so could now focus on the Mortis Engine, although the Ghoul King was a concern as it no longer had a High Elf Prince harrying him. The Dragon Princes struck the Mortis Engine and wounded it thrice but the Vampire made its mark felling three of the knights and leaving Simon's star unit close to extinction. But the Battle Banner once more proved its worth, Simon rolled a 6 and this, combined with the bonuses from the Battle Standard and standard, meant the High Elves had not only won the combat, but had won with enough combat resolution to rid themselves of the Ghoul King (who had been weakened by Yluthian's attacks earlier) and the Mortis Engine – which exploded spectacularly!

As the Mortis Engine lost its final wound, a ghastly eruption of screaming spectres covered the eastern flank of the battlefield. All units within range took damage and Simon's fleeing Great Eagle was caught in the blast and instantly slain! The Dragon Princes took hits but Simon managed to luck out on his armour saves again. The Prince on foot also managed to survive the ethereal blast, only to be caught by Krell a few moments later. The battle could not last much longer, but a victor had yet to be found...




Master Necromancer

FLYING HAVOC!

Free from the throes of combat, the Dragon Princes galloped southwards, but could not march as they failed the Leadership test. This gave Jervis the chance he needed to dash High Elf hopes once and for all. The Vargheists charged into the rear of the remaining Dragon Princes. After weathering the High Elf attack, and losing one of their number, Jervis wisely focussed as many attacks on Aliathra as he could, wounding her four times. It was make or break for Simon, but thanks to the Talisman of Protection, she survived on a single wound – but it was enough.

In the following phase, the Vargheists were destroyed. The Dragon Princes were at last free to ride on and escape to victory. It had been close, but the High Elves had pulled off a sneaky win.



MANNFRED AWAITS

Jervis: Curses, curses, curses! No, not because I let the High Elves slip through my grasp, but because I still don't know which new units to add to my own Vampire Counts army first – simply put, I really want them all!

Seriously, though, that was a great game. The scenario was a fascinating challenge, and very different to any of the Pitched Battles in the Warhammer rulebook. The fact that you are sandwiching the enemy, and on top of that you're having to chase down three highly manoeuvrable units was challenging and stretched what little tactical acumen I possess to breaking point. With hindsight, the Zombies should have stayed with the Ghouls and stayed deep in the southern half as a reserve, should the High Elves break through my main lines (which they did!)

It looked spectacular too. Although the High Elves won, the game could easily have gone either way – when my Vargheists managed to catch up with Aliathra and inflicted 4 wounds I was sure I had the game in the bag, only for Simon to make 2 out of 4 of his ward saves. Oh well, c'est le guerre, as they say.

More importantly, from my point of view, I got to give the new units in the

Vampire Counts army a thorough workout, and none came out lacking. I'm very impressed with the Terrorgheist's Death Shriek attack, which I have a feeling will make it a monster killer of some renown. The Crypt Horrors are an extremely useful combat unit that pack a real punch. The Vargheists' ability to fly at full speed even when they aren't within 12" of the Army General gives me a unit that can swoop into the heart of the enemy army and reliably kill off units behind the front line, a few more of these would have been very useful, so much so, they're definitely my 'models of the match'.

However, there's more to talk about. The Hexwraiths for instance, are amongst the best fast cavalry in any army, and are perfectly capable of inflicting serious damage if they get onto the flanks of an enemy battle line. They're aided in this role, by the fact that they are ethereal. And last but not least, the Mortis Engine will provide fantastic support for my main battle line. Krell, well he's just awesome, and a beautiful miniature to boot, as are the new Black Knights. Oh well, I guess I'll just have to get all of them, and then roll a dice to decide which to make and paint first. If only I was a faster painter...

BRUTE FORCE

As already noted my best performing troops were the Vargheists. Flying monstrous infantry were always going to be effective, and this is doubly so in a Vampire Counts army where they can march – a rarity with the Undead – and so move 20". They're very tasty (pun intended!) in combat too with 3 Attacks and Frenzy.

If I'm honest I should have taken another unit of these instead of so many Zombies.



DRAGON-KIND

The regiment that kept me in the game were my Dragon Princes with the Battle Banner. They were fast and sturdy, thanks to their high armour saves and multiple attacks. There's no doubt the Battle Banner and its +D6 combat resolution also helped keep them in the game and help me spirit the princess away to victory.



THAT WAS TOO CLOSE!

Simon: Well that was a bit too close for comfort! If I hadn't passed at least two of Aliathra's ward saves to fend off the brutal attacks of the Vargheists, that would've been game over then and there. That was an incredibly enjoyable game to play, and really tense up until the last minute when my Dragon Princes finally escaped with the wounded princess in tow. I still had one Great Eagle left at this point, but it would've taken some incredible luck to get it off the table with so much of my army slain and with a Terrorgheist still on the prowl.

Even though I began the game on the offensive, my units were soon assailed on all sides by the Death Shrieks of the Terrorgheist, the baleful effects of the Mortis Engine, even the scenery itself in the case of the Haunted Tower! As if that wasn't enough on my plate already, I had the unstoppable Krell, his Grave Guard, Zombies and a unit of Vargheists closing in on the rear of my lines. If I hadn't been able to debilitate Jervis' magic somewhat with *Drain Magic*, I'm fairly certain that he would've overwhelmed me with freshly raised units, *Vanhel's Danse Macabre* and the crippling effects of *Curse of Years*.

Having touched on the Terrorgheist and Mortis Engine earlier, I feel I must reiterate quite how horrible they are. With a single Death Shriek, Jervis' Terrorgheist wounded my Prince and reduced his Griffon to a single wound, despite his Leadership of 10! The Mortis Engine was able to inflict plenty of damage to my fragile High Elves, but even when I finally managed to destroy the cursed thing, it caused even more carnage to my army, including the Great Eagle I was about to escape with! In fact, if I hadn't been so fortunate when it came to passing my Dragon Princes' armour saves throughout the game, the exploding Mortis Engine would've almost certainly finished them off, along with my chances of victory. But I guess Jervis still has the last laugh, safe in the knowledge that Aliathra will soon fall prey to the malevolent Count Mannfred.

Of course, what we could do next is continue the story. I'm already considering getting Andy to write the next scenario in the narrative, maybe a battle fought in the air, while the remnants of the High Elves continue their struggle on the battlefield below. Warhammer is always about the next fight!

A dramatic illustration for a Warhammer Vampire Counts advertisement. In the center, a vampire lord with long white hair and a red cape, wearing a crown, stands with arms raised in a gesture of command or triumph. He is surrounded by other undead figures, including a large, armored warrior on the right and a smaller figure on the left. The background is a dark, gothic landscape with spires and a cloudy sky. The overall tone is dark and menacing.

WARHAMMER®

RECLAIM THE NIGHT

IN-STORE THIS MONTH

Emerging from their crypts, caverns and from your local Hobby Centre, the legions of the Undead march to war as the Vampire Counts once again seek to engulf the world in eternal darkness.

Battle in the Mountain Pass

Bring your armies down to your local Hobby Centre this month and refight this epic battle report scenario. Can you save the Elven princess from the clutches of Mannfred von Carstein? Will you carry her off to the lands of distant Nehekara and to a fate worse than death? Can you fare any better than Jervis?

Thralls of the Vampire Counts

At the head of the dishevelled host ride the spectral Black Knights and Hexwraiths, the bestial Vargheists and Crypt Horrors, and the enormous Coven Throne and Mortis Engine – all of which will make wonderfully terrifying additions to your Vampire Counts army! Speak to the staff at your local Hobby Centre to find out how you can include all these paragons of Undeath in your army.

Masters of Necromancy

If the temptation of life beyond death is too great to pass over, this month's new releases provide the perfect opportunity to put your necromantic skills to good use. With a vast range of plastic kits to choose from, including the recently released Zombie Dragon/Terrorgheist, and the exquisite range of Citadel Finecast miniatures, get down to your local Hobby Centre and find out how you can begin a new Vampire Counts army today.

Laying the Undead to Rest


If you find the prospect of the dead walking among us totally unnatural, have a chat with your local store staff about what characters, regiments and war machines you can include in your armies to help you in your quest to defeat the innumerable legions of the Vampire Counts.



FOLLOW YOUR LOCAL STORE ON FACEBOOK AND TWITTER

www.games-workshop.com

STANDARD BEARER



In this month's column Jervis reveals the secrets to winning games. Knowing Jervis' battle report pedigree – take it with a pinch of salt, is all we're saying.

People usually assume I'm pretty good at playing the games or using the armies I've designed (well, they are unless they've read any of the battle reports I've taken part in!). This can make people nervous to play a game against me, fearing that I will crush them utterly and make them feel foolish. This is completely understandable: after all, surely the games designer knows better than anyone how to get the most from a game or army list, and is able to fully exploit all of the hidden depths and nuances of what is, after all, their own design?

The sad truth is that, in my own experience at least, games designers are just about the worst players of the games or army lists they have designed. What's more, people that I know who were really strong players suddenly lose their winning ways if they make the transition from player to designer. The best example I can think of this phenomena is my old friend Alessio, who went from being the winner of an Italian Grand Tournament to someone who considers himself lucky to be able to finish in the top half of a friendly local doubles tournament. There are exceptions, of course: Phil Kelly stands out as someone who can both design a game and win it. But, people like Phil are the exception, and the vast majority of games designers I've met can't win their own games for toffee.


It seems pretty clear to me that this inability to win games consistently must have *something* to do with the job of being a games designer. The question is what? Why does this happen? Personally, I feel that there are a couple of major reasons. First and probably foremost, I think it's because the designer has a mental vision of what he wants the rules to achieve. By this I mean that the starting point for writing a

rule is thinking about something that you want to happen in the game, rather than thinking of the mechanics that will cause it to happen in the game. For example, a designer might think: 'A power fist is a really powerful weapon that can tear apart a tank' and only then would decide 'a power fist doubles the strength of the model using it.' The rules are simply the mechanics you use to make these things happen in an appropriate manner in the game – they are not an end in themselves.

However, precisely because the designer knows what he wants the rules to achieve, they can end up subconsciously playing their game or using their army list in this way, even if the game mechanics allow for other – often more efficient – ways of using them. Players other than the designer, unburdened by these preconceptions, are much better at spotting clever and innovative ways of using the game rules, often in a way that the games designer themselves had never thought of. This leaves the designer at something of a disadvantage when they play their own games or use their own army lists; in effect they handicap themselves and play the game only in the way that they envisioned it would work, while players are free to take advantage of *all* the different strategies that the game or army list offers them.

The second disadvantage a designer labours under is the approach they take to playing a game. As a designer, when I play a game I'm usually thinking something along the lines of 'do the rules work' rather than 'how can I use the rules to win'. This attitude is a vital part of the development process – when all is said and done, a game designer's job must be to create a challenging and playable game, rather than to bump up their own win/loss ratio.

Even as long ago as Games Day 1989, people were lining up to prove that they could beat Jervis in a game of his own making – as this photograph shows! Yet those of you who have been following Jervis' gaming career in the pages of *White Dwarf* will know better. From the days of the very first battle reports and Jervis' long-standing rivalry with fellow games developer Andy Chambers, fans the world over have known of Jervis' infamously bad luck and poor record!



However, it can be very hard to turn this mental approach off after you've finished the design process. So, for example, when I'm playing a game with an Ogre Kingdoms army, I invariably end up wondering if a rule could have been slightly better written, or worrying whether the points cost of a magic item should be 5 points more or less, and so on. This is very distracting, and inevitably means that I end up spending more time thinking about the design of the game rules than how to win the game. Most players are supremely unconcerned about such things and simply concentrate on doing the best they can to either to win the game, or on having an enjoyable time playing one of their favourite games.

What this all boils down to is that game

from trying to win, they are thinking more about the design of the game and the effect of the game mechanics as they are being used. How the game works is more important to them than winning! It can lead to some dangers too: namely constant tinkering and blind spots about how the rules can be exploited. Most designers can't help but tinker with their designs, and are always keen to work on a new edition if they get a chance. As I like to say, a game is never finished: it's only between editions!

And there are clearly dangers associated with the fact that a designer may be blind to some of the ways that the rules or army lists they have written can be used or exploited.

Fortunately there are two tools most game designers have that help deal with

“I inevitably spend more time thinking about the design of the game than how to win the game.”

designers tend to lose their edge because they view the game's rules rather differently to the way that a player might. Most players view the game's rules as something that cannot be changed and must be followed. A games designer, on the other hand, looks on rules as something that are malleable and changeable, rather than fixed and inviolate, and more importantly, he knows what their intent is. What this means is that if there is a way of using the rules to gain an advantage, a games designer's instinct is not to do things if he knows that he didn't really intend for the rules to be used in that way, but rather to want to fix the rules so they work in the right way. I cannot bring myself to do some things that most players consider part and parcel of the game, even though they don't unbalance or spoil the game, because I know that it wasn't my intention for the game to work that way. By the same token I will often use tactics and strategies that are sub-optimal, because when I designed the game they were part of the 'mental picture' I had for the game. For example, when I play Blood Bowl I love to throw and pass the ball down the field, and do it quite often, while most good coaches will only do this when they have to. These players have discovered better tactics, which were hidden away in the mechanics I created and which are rather different than my own mental image of how a 'real-life' game of Blood Bowl would unfold.

This then is why designers are usually a bit rubbish at winning their own games. Their heads are in a rather different place

these issues. The first is *deadlines*. This simply means that I have to get things finished by a certain date (like this article, which has to be handed in tomorrow!), and this forces me to focus and say 'enough is enough – any further changes will have to wait until the next edition.' Secondly, games designers are blessed with a special group of individuals commonly known as *playtesters*. These saintly souls are willing to play the half-baked games we're working on and offer us feedback. At the Design Studio I'm lucky enough to be able to draw on the talents of my fellow designers, as well as the other 40 or 50 gaming enthusiasts that work here too. Even more important is the small group of external playtesters, all hardened veterans with hundreds of games under their belts (and in some cases a clutch of tournament trophies on their shelves), who help test our designs. Which is not to say that things don't slip through – but, boy, you should see the things we catch! Sadly, the one thing that neither can help me to do is win.

So, if you ever get the chance to play a game with me, go easy. I just wrote the rules, you shouldn't expect that I know how to win with them too! And with that plea, I shall leave you for another month. As ever, please feel free to write to me with any thoughts or comments you have on this month's Standard Bearer. It can't usually reply to the letters I receive, but I do read them all, and take the things you tell me seriously.

Write to Jervis at:


Jervis Johnson
c/o White Dwarf
Design Studio
Games Workshop
Willow Road
Nottingham
NG7 2WS
United Kingdom



Space Marine with power fist



Blood Bowl Skaven Thrower



Ogre Leadbelcher

TACTICA: NECRONS

The stasis fields are dimming, the tombs loosing their inhabitants upon an galaxy. Mat Ward (who displays a certain mechanical tyranny from time to time, it has to be said) has a few thoughts on how to guarantee Necron domination...



Imotekh the Stormlord, Phaeron of the Sautekh Dynasty, seeks to restore the Necron empire.

No preamble this month – there's a lot to say about conquering the galaxy in the name of the Necrons, so let's get going shall we? To start with, let's have a look at the strengths of the Necron army as a whole:

- **Hard to Kill.** Thanks to their above-average Toughness and armour saves, as well as the regenerative effects of the Reanimation Protocols, Necrons can take a real pasting and still fight back – in a way that few other armies can.
- **Wonder Weapons.** Necrons have a fantastic range of weapons, and pretty much all of them are better than the equivalents found in other armies. This, combined with Necrons being hard to kill, means that they excel at mid-to-long range firefights.
- **Combo-tastic.** With all the options available to Necron Overlords, Cryptekes and C'tan Shards, even small tweaks to

your army can unlock new combos that'll take your opponent by storm.

That's a strong foundation to build upon – your foolish enemies will fall like wheat under the scythe of the reaperman, yes? Well, before you get too overconfident, it's best to keep in mind the things that the Necrons don't do so well:

- **Ponderous.** Many of your key support units don't have transport options to carry them into the thick of the fray, meaning you'll have to think much more about your deployment than, say, a Space Marine or Tau army might, and definitely a lot more than a Dark Eldar army would.
- **Slow to React.** Necrons all have low Initiative, which can make a huge difference once assaults are launched. As a Necron player, you'll be looking at keeping your units out of assault, or at least making sure the odds are stacked in your favour when you go in.

THE FIRST PHALANXES

Next let's take a look at your Troops units. These are where your game will often be won or lost – if you can't take and hold objectives, your dynasty won't last long.

Necron Warriors are your rank and file. Whilst they're not the brightest sparks in the Necron army, they're very durable and can put out fearsome amounts of firepower – especially against vehicles. Stake out a squad of Necron Warriors on each objective, and your opponent's going to have a devil of a time shifting them.

If you want to give your Warriors more manoeuvrability and survivability, it's worth investing in a Ghost Ark. The Ghost Ark is pretty tough for a transport, with a 13/13/11 armour value (until it takes a penetrating hit – that's the joy of quantum shielding). Two banks of gauss flayers give it between ten and twenty gauss flayer shots a turn. Even better, its Repair Barge rule means that you can replace casualties in a nearby unit.

For taking enemy-held objectives, you'll need Immortals. Not only are they more durable, Immortals also carry bigger guns. All this taken together makes the Immortal considerably more pricey than a Warrior, but the combination of boosted offensive and defensive capabilities is well worth it.

There are two main tactics for Immortals. The first is to take 5-model squads and use them as fire support teams

for your Necron Warriors – gauss blasters for anti-vehicle fire, tesla for everything else. The second is to max your Immortals out to full strength, adding in an Overlord or Cryptek for extra punch, and marching them straight for an enemy-held objective. I favour tesla carbines for this strategy, as they guarantee a horrific torrent of fire as soon as you're in range, but gauss blasters can be a better choice if you're going up against an army clad in anything less than power armour. Of course, even Immortals can't survive this kind of strike without support, so let's have a look at how you're going to back them up.

SPECIALIST WARRIORS

Deathmarks are your ranged assassination units. Whilst their guns might lack a little punch, their Hunters from Hyperspace rule allows them to wound a chosen target on a 2+. I always bring them on when enemy reserves turn up (hooray for Ethereal Interception). It can be tempting to bring Deathmarks in really close to their target to get the most from their Rapid Fire armament. However, Deathmarks are decidedly mediocre close combat troops, so don't put them anywhere that's going to invite an assault. Of course, if you can be fairly certain of wiping out a target in a single turn (Imperial Guard Command Squads, for example) it might be worth it.



Necron Warriors are the rank and file of the army, and make for a deadly ranged unit.



More durable and better armed than Necron Warriors, Immortals are great at capturing objectives.

GHOST ARK BROADSIDE

By moving between two enemy units, the Ghost Ark can split its fire between two foes. Furthermore, as it's an open-topped transport, the Necron Warriors inside can direct their full firepower at one of the Ghost Ark's targets, or against another enemy entirely!



ENTROPIC STRIKE

Necron technology can disintegrate even hardened armour plates. Any model that suffers one or more unsaved wounds from a weapon or model with this special rule immediately loses its armour save for the remainder of the battle (effectively altering its armour save to '-'). For each hit a vehicle suffers from a weapon or model with this special rule, roll a D6. For each result of 4+, it immediately loses 1 point of Armour Value from all facings. If a vehicle is reduced to Armour Value 0 on any facing, it is immediately wrecked.



Flayed Ones are the closest thing the Necrons have to a baseline assault unit, and they're your chief terror tactic unit. Whilst they don't have any special weaponry, each does have 3 Attacks! This alone tends to ensure that the threat of Flayed Ones often preys on your opponent's mind even more efficiently than the Flayed Ones prey on his squads – just go for the throat and watch as your foe panics. Just remember to pick your Flayed Ones' target carefully – ideally something crucial to your enemy, such as a Farseer. That way, even if your opponent reacts in a calm and careful fashion, your Flayed Ones will either a) strike a vicious blow, or b) draw so much firepower that your army essentially goes unmolested for a turn – unfortunate for the Flayed Ones, but they were always expendable.

If you want an assault unit that's both harder and hittier, then it's time to recruit some Lychguard. Strength 5, Toughness 5 and 2 Attacks are pretty impressive all by themselves, but it doesn't stop there. Depending on how your Lychguard are equipped, they can be either an unstoppable hammer or an impervious anvil. For the former, equip them with warscythes – Strength 7 is better than Strength 5, after all. For the latter, go for phase swords and dispersion shields – a 4+

invulnerable save will allow your Lychguard to go toe-to-toe with the best melee troops in the game! Better still, dispersion shields have a chance of deflecting incoming fire onto enemy units. This is, in its way, even better than the invulnerable save. Space Marine Devastators tend to stop firing their lascannons at Lychguard if there's even a chance they'll hit their own Terminators!

Of course, even the best melee unit is worthless if it can't reach its target, so you might want to consider some Triarch Praetorians. Whilst these ancient lawkeepers are not quite as all-conquering as Lychguard they do have a couple of advantages. First up, they're jump infantry, and can cover ground much more swiftly. Furthermore, they also pack a pretty mean zap with either a Strength 5 AP 2 Rod of Covenant, or a Strength 6 AP 5 particle caster. They're also Fearless, meaning that they're nowhere near as vulnerable to a Sweeping Advance.


'That's all very well,' I hear your imaginary voices echoing through the vast and empty regions of my mind, 'but what if I want something with even more bite?' Well, fear not – the C'tan Shard is the answer to your prayers. As you might expect of a star-god sliver, the C'tan Shard has an intimidating profile – he'll fight any

CRAFTING YOUR C'TAN

You should always feel free to mix and match C'tan powers as you see fit – the Shards are creatures of godlike ability, and can pretty much do whatever they want. However, if you want to pick powers fitting for specific C'tan, I'd recommend the following:

- Mephet'ran, the Deceiver
Grand Illusion, Swarm of Spirit Dust
- Aza'gorod, the Nightbringer
Gaze of Death, Transdimensional Thunderbolt
- Iash'uddra, the Endless Swarm
Swarm of Spirit Dust, Writhing Worldscape
- Og'driada, the Arisen
Pyreshards, Sentient Singularity
- Tsara'noga, the Outsider
Transdimensional Thunderbolt, Time's Arrow
- Yggra'nya, the Shaper
Moulder of Worlds, Writhing Worldscape
- Nyadra'zatha, the Burning One
Lord of Fire, Pyreshards
- Mag'ladroth, the Void Dragon
Entropic Touch, Sentient Singularity
- Llandu'gor the Flayer
N/A – He's been completely destroyed!

As you can see, there are plenty of other combinations, and a potentially limitless number of C'tan Shards loose in the galaxy. This is a great opportunity to let your imagination run wild and hone your conversion skills!



Lychguard, Triarch Praetorians and Flayed Ones all make for deadly close combatants.



Greater Daemon to a standstill, that's for sure. This is then further augmented by two C'tan powers of your choice. These range from Transdimensional Thunderbolt (a Strength 9 AP 2 tank-busting shooting attack) and Pyreshards (8 shots at Strength 4) to Time's Arrow (a foe in base contact must pass an Initiative test or die) and the vehicle-dissolving Entropic Touch. There are plenty of more esoteric powers to choose from as well. Want to make all difficult terrain into dangerous terrain as far as the enemy is concerned? In which case, you clearly want Writhing Worldscape, the signature ability of Yggra'nya the Shaper. Want to redeploy your troops before the game begins? Then you need Mephet'ran the Deceiver's Grand Illusion. These powers, plus the C'tan Shard's meaty profile, mean an outlay of over 200 points, but you'll seldom have trouble getting your investment back in a tally of slain enemies.

Whew. We've had a bit of a run on close combat troops, haven't we? Happily, we can now redress the balance with Destroyers. These psychotic war engines are a fantastic way of adding extra firepower to your Necron army without resorting to vehicles. Destroyers excel at slaughtering heavy infantry, thanks to their AP 3 guns, whilst Heavy Destroyers are more suited for crippling vehicles. Destroyers are actually quite flexible because, unlike other Necron units, you can mix and match weapons. A phalanx containing one Heavy Destroyer

and four Destroyers comes in at a little over 200 points, and is a serious threat to pretty much anything on the tabletop. Just remember to keep your Destroyers out of assault – every turn they can't shoot is a turn they're not helping crush the enemy!

Canoptek Scarabs are often dismissed as being too small and weak to bother with, but I'm here to tell you that it ain't true. Trust me, there's no better way to guarantee a Land Raider's destruction than to set a bunch of Scarabs on it, and it's all thanks to Entropic Strike. On the charge, a Canoptek Scarab base has 5 Attacks. That's five chances to permanently strip Armour Value away, just from one base! Get four or five Scarab bases into combat with a Land Raider and you've pretty good odds on disintegrating it in a round of combat.

ANCIENT ARMOUR

Next up, it's time to take a look at the wide array of Necron vehicles.

Let's start with the Monolith. In gaming circles, this tank's had a fearsome reputation for over a decade now, and deservedly so. The Monolith might be slow but its sheer firepower and utility more than make up for it. Let's talk firepower first. Four gauss flux arcs and a particle whip give the Monolith roughly the same damage output as a Leman Russ – although it'll have to get to within 24" to fire.

As for utility, every Monolith has an Eternity Gate. You can use this as extra

MINDSHACKLE SCARABS

At the start of the Assault phase, after assault moves have been made, but before any blows are struck, randomly select an enemy model in base contact with the bearer of the mindshackle scarabs. That model must immediately take a Leadership test on 3D6. If the test is passed, the mindshackle scarabs have no effect. If the test is failed, the victim strikes out at his allies. Instead of attacking normally, he inflicts D3 hits on his own unit when it is his turn to attack. These hits are resolved at the victim's Strength, and benefit from any abilities and penalties from his close combat weapons (the controller of the mindshackle scarabs chooses which, if there is a choice). If he is still alive, the victim returns to normal once all blows in that round of combat have been struck.

GAUSS VS. TESLA

On some units, and across the Necron army as a whole, you'll need to decide whether you want to take gauss weapons or tesla weapons. Now, as usual, there's no right or wrong answer, but there are a few things you'll want to think about.

Gauss weapons are great for dealing with enemies with low-to-moderate armour saves. Furthermore, thanks to their ability to glance vehicles on a roll of a 6, can make the crews of Vypers and Leman Russ alike tremble behind their vehicle's armour. Gauss weapons are therefore great choices if you don't plan on picking up much anti-tank weaponry elsewhere.

Tesla weapons, on the other hand, have no AP and aren't Rapid Fire. How do they make up for this? Well, every time a tesla weapon scores a 6 to hit, another two additional hits are scored as the lightning bounces around the target unit. Tesla weapons are therefore fantastic anti-horde guns. Don't discount their usefulness against thickly armoured foes like Space Marines – sometimes rolling lots of dice is the best way to get through power armour!



TESSERACT LABYRINTH

One use only. The bearer can use the labyrinth in lieu of making close combat attacks that round. Choose a character or monstrous creature in base contact with the bearer. The victim must immediately roll equal to or under its remaining Wounds on a D6 or be trapped within the labyrinth and removed as a casualty with no saves allowed.



firepower, by opening up a Portal of Exile that'll suck nearby enemies to their doom. However, you'll normally find it more useful to open up a Dimensional Corridor instead – this allows you to teleport a friendly unengaged unit to the Monolith's location. This a great way to get a 20-strong Necron unit onto an objective without tromping across the battlefield. In fact, one of the most effective strategies a Necron army can employ is to Deep Strike a Monolith onto a vital objective. As it's now in the heart of the enemy army, the short range of the Monolith doesn't matter, and it can start bringing reinforcements directly onto the objective from the following turn.

If you don't need the Monolith's extra abilities, or simply don't want to pay its fairly steep points cost, don't worry – there are other ways of getting serious firepower into your army. The most effective (and therefore most expensive) option is the Doomsday Ark. It's not as out-and-out tough as the Monolith, but its firepower is, if anything, more effective. The Ark's two banks of Gauss Flayers give it the firepower of ten Warriors – and those are its secondary weapons! The Doomsday Ark's main armament is a doomsday cannon, and it really does live up to its name. Don't believe me? If the Doomsday Ark doesn't

move, it can fire up to 72" away with a Strength 9 AP 1 Large Blast. Alas, the doomsday cannon isn't nearly so effective if the Ark moves but with its massive range you shouldn't have to move much anyway.

Last, but definitely not least is the Annihilation Barge. Weighing in at half the cost of the Doomsday Ark, this skimmer is over-gunned for something of its size. In addition to its underslung tesla or gauss cannon it packs a massive twin-linked tesla destructor. With Strength 7, this gun's an excellent choice for splashing light vehicles and infantry. Always fire this into the middle of the enemy lines, as there's a chance the lightning will arc to nearby units. It's difficult to convey just how vicious this can be, but trust me; when a tesla weapon is twin-linked and can bounce to other targets, the hits really stack up.

ADDING A BIT OF CLASS

Well, that's pretty much your minions covered off. Now it's time to talk about the nobility, the Lords and Crypteks that really make your army come alive.

Lords and Overlords are the thinkers, schemers and strategists. However, once they're in the heart of battle, their role is much more straightforward – they're muscle. A single Lord or Overlord joined

to a Necron Warrior unit can make a huge difference to its survivability (take a resurrection orb), and to its assault capability (2 or 3 close combat attacks with a warscythe). Despite Overlords not being in the top-tier of melee characters, a proper wargear load-out can get your opponent worried that they might just nobble even Marneus Calgar or Abaddon. Don't believe me? Take a look at the tesseract labyrinth and mindshackle scarab rules...

If you're wanting to rush an objective, it's worth upgrading your Overlord to a Phaeron, so that he and his unit are Relentless. Not only does this allow you to keep shooting as they advance, but it also means they can rapid fire and charge in – this is one of the few times that you want your Warriors to launch an assault.

However, for the truly flamboyant Overlord, there's only one way to travel into battle: the Catacomb Command Barge! This Fast Skimmer transforms your Overlord into a swift-moving wrecking machine, zooming about the battlefield and lopping heads with carefully-judged swings of his warscythe. If you're not relying on your Overlord to shore up your units, or can spare the points for a second Overlord, the Catacomb Command Barge is a must.

As you might expect from a manipulative bunch of techno-wizards, Crypteks are both a bit more subtle and a bit more complicated than Overlords. A


basic Cryptek is fairly powerful – having the odd Staff of Light around never hurts (well, never hurts anyone we'll miss). But you should always be looking to upgrade him to one of the specific disciplines, so that he can unlock some of the frankly gorgeous wargear therein. Now, I could probably fill a whole article about the tactics concerning Crypteks (that's not me volunteering, oh high-and-mighty, slave-driving White Dwarf editor – well, perhaps it is, we'll see) so I'll settle for some broad-but-useful advice.

First up, if you're attaching your Cryptek to a unit, rather than keeping him in the Royal Court, make sure that his staff's ability works well with the unit's armament. For example, an Ethermancer's Voltaic Staff (which is great against vehicles) is far better in a unit with Gauss Weapons (also pretty darn good against vehicles) than in a unit of Immortals with tesla carbines – you don't want to waste the Immortals shots while the Cryptek blasts away at that Battlewagon. Another thing to think about is how your Cryptek's secondary wargear interacts with your unit's (or your army's) battlefield role. Lightning fields are a great defence against enemy assaults, but if your Cryptek's unit is unlikely to get assaulted, then those points should probably be spent elsewhere. As with the C'tan powers, there are loads of combinations to try, and the best thing to do is get a few games in, and see what works best for your playstyle.



Crypteks can be equipped with all manner of powerful wargear, fulfilling a variety of tactical uses.

An Overlord mounted on a Catacomb Command Barge poses a deadly threat.



SAMPLE ARMY LIST

HQ

Nomarch Charnakh

Necron Overlord with warscythe, mindshackle scarabs and resurrection orb.

145 points

Charnakh's Court

2 Harbingers of Destruction, one with Gaze of Flame.

80 points

TROOPS

Phalanx 7yH34

10 Necron Warriors

130 points

Phalanx 88lg4

10 Necron Warriors

130 points

Phalanx I-67nX3

5 Necron Immortals with tesla carbines.

85 points

Phalanx I-Y55v2

5 Necron Immortals with gauss blasters.

85 points

ELITES

Charnakh's Guard

5 Lychguard with warscythes.

200 points

Wielders of the Lore

5 Triarch Praetorians with voidblades and particle casters.

200 points

The Blooded

5 Flayed Ones

65 points

HEAVY SUPPORT

The Abyss

Necron Monolith

200 points

The Destructor

Doomsday Ark

175 points

TOTAL: 1495 points

CHARNAKH'S INVADERS

This army is a good mix of elites and basic units. While the elites cripple or destroy the enemy advance, the scoring units can lay claim to the objectives.

These two war engines are crucial – much of the army's anti-tank capability relies on gauss fire, so a couple of high-Strength blasts are a very welcome addition.

Faster than the rest of the army, the Triarch Praetorians will attempt to overwhelm enemy firebase units, or use their fearlessness to tie up oncoming assaults.

The Flayed One unit is ready to infiltrate for an early assault, or be kept in Outflank reserve for a sneaky ambush.

These four units are a dependable core that can reliably capture objectives. They've a good amount of firepower between them, but most of the killing will be done by other units.

With the rest of the army otherwise lacking in anti-armour firepower, these two Crypteks are vital. Each will be leading (or hiding in) a unit of Necron Warriors.

Charnakh's deliberately been kept relatively cheap, so I can spend points elsewhere. His mindshackle scarabs will prove a nasty surprise for someone, however.

These Lychguard (along with the Overlord) will lead the assault on the enemy lines.

KRAGGOG'S MARCH

This army boasts more firepower than Troops – to win the game, I'll need to eliminate enemy scoring units very quickly.

Another objective-holding unit, but one that can advance a little quicker than the massive Phalanx 0134aX9. If I'm playing defensively, I'll probably keep Phalanx 67m435 embarked on the Ghost Ark, freeing up the repair ability to keep the larger Phalanx fighting.

These war machines will provide fire support for the two Necron Warrior phalanxes as they advance.

Another solid phalanx of Necron Warriors gives me numerical superiority over most armies, and plenty of firepower to boot!

This unit of Deathmarks will be used to ambush powerful units out of reach of my army – artillery, snipers and other brittle but powerful units.

Kraggog's my main 'crisis-management' unit – he'll go wherever the battle looks to be swinging in my opponent's favour. His wargear allows him to tackle most foes, tanks included.

This is the force Ogorekh leads to battle – his resurrection orb makes this a very durable unit, perfect for holding objectives.

As my army's a fairly elite infantry-based force, I want another Overlord to lead it. Ogorekh's a bit of a monster, with plenty of close combat punch and a solid 2+ save from his sempiternal weave.

SAMPLE ARMY LIST

HQ

Primoz Kraggog, Ruler of the Nine Worlds

Necron Overlord with Warscythe and Tachyon Arrow, mounted in Catacomb Command Barge.

210 points

Vargard Ogorekh

Necron Overlord with warscythe, sempiternal weave and resurrection orb.

145 points

TROOPS

Phalanx 0213eZ8

19 Necron Warriors

247 points

Phalanx 0134aX9

20 Necron Warriors

260 points

Phalanx 67m435

10 Necron Warriors mounted in a Ghost Ark.

245 points

ELITES

The Silent

5 Deathmarks

95 points

HEAVY SUPPORT

Storm Engine

Annihilation Barge

90 points

The Implacable

Necron Monolith

200 points

TOTAL: 1492 points



WARHAMMER
40,000

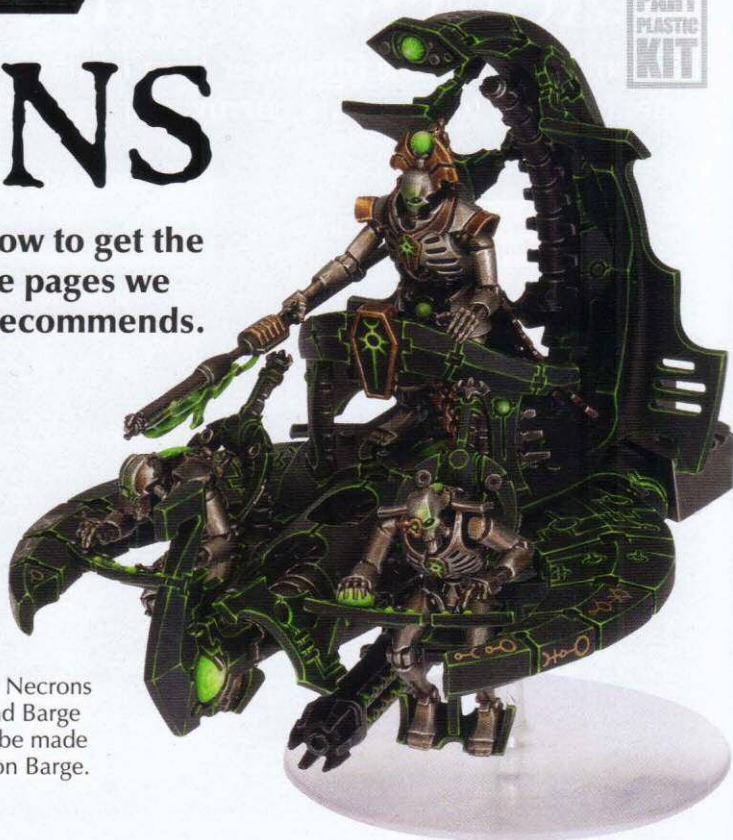
NECRONS

In his tactica, Mat Ward explained how to get the most out of a Necron army. On these pages we show you some of the key units he recommends.

NECRON CATACOMB COMMAND BARGE/ANNIHILATION BARGE

A Necron Overlord is a powerful character to lead your Necrons to victory, and when mounted on a Catacomb Command Barge he becomes a fast-moving killing machine. This kit can be made as either a Catacomb Command Barge or an Annihilation Barge.

99120110013



MULTI
PART
PLASTIC
KIT



NECRON WARRIORS

Necron Warriors are great for staking out objectives, as they're both durable and can dish out loads of firepower with their gauss flayers – especially good against vehicles. This box includes 12 Necrons and 3 bases of Canoptek Scarabs.

99120110017

MULTI
PART
PLASTIC
KIT

Pictures for illustrative purposes only. Product contents may vary. Products sold unpainted and unassembled. Certain Citadel products may be dangerous if used incorrectly. Prices correct at time of going to press, please contact us for current availability and prices. Prices quoted are for products sold by Games Workshop through its own stores, catalogue or website. Independent retailers are responsible for determining their own prices.



MULTI
PART
PLASTIC
KIT

NECRON GHOST ARK/DOOMSDAY ARK

A dedicated transport option for your Necron Warriors, the Ghost Ark makes your unit both more manoeuvrable and more survivable as it can repair your units. This kit also makes a Doomsday Ark.

99120110014

NECRON IMMORTALS/DEATHMARKS

Armed with bigger guns and heavier armour, Necron Immortals can be used to seize enemy-held objectives or to support your Necron Warriors. This kit can make 5 Deathmarks instead, which are great assassins.

99120110011

MULTI
PART
PLASTIC
KIT



Necron Deathmark



Immortal with gauss blaster




FOR THE FULL RANGE VISIT:

games-workshop.com

Pictures for illustrative purposes only. Product contents may vary. Products sold unpainted and unassembled. Certain Citadel products may be dangerous if used incorrectly. Prices correct at time of going to press, please contact us for current availability and prices. Prices quoted are for products sold by Games Workshop through its own stores, catalogue or website. Independent retailers are responsible for determining their own prices.

PAINTING WORKSHOP

GHORGON



Your expert hobby guide for this project is none other than the always-jovial Chad Mierzwa. As a Beastmen player himself, Chad certainly knows his way around the herdstones. In fact after he finished work on this Ghorgon, he immediately started painting his own.

In the first of this month's informative Painting Workshops, Chad Mierzwa grabs a Ghorgon/Cygor kit and makes a blood-thirsty four-armed monster. Let's see how he does it.

A plastic kit of a large monster is normally all the inspiration I need to undercoat it and break out the brush set for a few licks of paint. However, inspiration often strikes me from other places too, whether reading a creature's bestiary entry or its Scroll of Binding, the monster's background and rules spurring me into action.

Ghorgons are monsters from the deepest woods and relentless gluttons to boot, feasting on the flesh of their prey. Based on that description I could feel justified coating the creature's claws and maw in blood, enriched with a liberal wash of Baal Red for a glossy shine. I was still thinking about it up until the moment

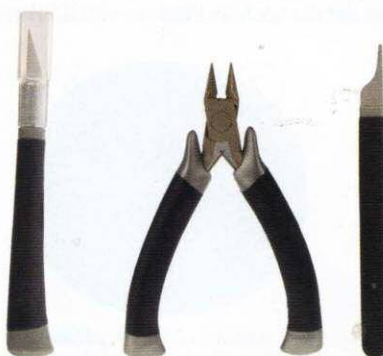
White Dwarf prised the model from my hands to show you how to paint the flesh textures and other details before the lid was taken off the Blood Red.

I already used red on the model as a spot colour, painting it on the few cloth areas where it acts as a complementary tone with the warm browns and flesh tones.

As with any large project, I find that planning how to paint the model always helps. I built the body, arms and legs as the main assembly, but kept the accoutrements – such as the dangling skeleton and the loin cloth – off the main model until they were painted. I find that it makes this a bit easier to do. Once built, all sub-assemblies were undercoated Chaos Black.

The Tools

I used the Plastic Clippers for removing the components from the frame. Any mould lines were removed with the mould scraper – its rounded point proved particularly useful on the organic shapes such as bunched muscle groups. The Hobby Knife was also handy for cutting off extraneous plastic struts that the clippers could not quite reach.



The Paints and Brushes

Getting the correct paintbrush for the right job is important as it increases accuracy, aids paint coverage and cuts down on annoying mistakes. For this project, Chad mainly used the basecoat brush, the standard brush, the detail brush and the small drybrush.



GLUE



Using the correct glue is always an important consideration. Chad used Plastic Glue to build the main sub-assemblies. But once the parts were painted he switched to Super Glue for the final construction, as this meant any paint lingering in the joins would not adversely effect the bond.

To follow this Painting Workshop you'll need these paints. The complete range of Citadel paints, brushes and tools can be found in all of our Hobby Centres, as well as on the website:



Bestial Brown



Blazing Orange



Bleached Bone



Blood Red



Boltgun Metal



Bubonic Brown



Chainmail



Dark Angels Green



Dwarf Bronze



Elf Flesh



Fortress Grey



Graveyard Earth



Hawk Turquoise



Liche Purple



Scorched Brown



Skull White



Snakebite Leather



Tallarn Flesh



Tin Bitz



Badab Black



Devlan Mud



Gryphon Sepia



Adeptus Battlegrey



Astronomican Grey



Calthan Brown



Charadon Granite



Dheneb Stone



Khemri Brown



Mechrite Red



Tausept Ochre

Flesh Tones

The Ghorgon model is covered in large areas of flesh, so it's a good idea to start out by painting this first – this means that you can spray the whole model with the Spray Gun to basecoat the flesh, before applying washes and highlights. Once the flesh is painted, you can start painting the details such as the fur, which I'll cover next.



First, basecoat the flesh areas of the Ghorgon with Tallarn Flesh.



A 1:1 wash mix of Scorched Brown and Badab Black is applied directly into the recesses.



Next, apply a layer of Tallarn Flesh back over the raised muscles areas to help create definition.



Apply an initial highlight using a 1:1 mix of Elf Flesh and Tallarn Flesh, concentrating on the raised areas.



Continue to highlight the skin, this time with pure Elf Flesh.



Finally, use a 1:1 mix of Elf Flesh and Bleached Bone to line highlight only the most prominent parts of the musculature.

Fur

I've made sure to match both the skin and the fur to the colour of the Beastmen in the rest of the Studio army, as this is a quick and easy way of tying a big monster in with the other models surrounding it.



Begin by basecoating the fur with a generous coat of Scorched Brown.



Once dry, wash the fur with a coat of Devlan Mud.



Take a 1:1 mix of Snakebite Leather and Bestial Brown, and then lightly drybrush over the fur.



Now, give the fur a further drybrush of Snakebite Leather.



To darken the fur use a thinned wash of Badab Black.



There are plenty of fur areas on the model, so you may wish to apply heavier or lighter drybrush layers depending on the coarseness of the hair.

The Horns

Us Beastmen players are never short of a few horns to paint. The Ghorgon's horns make for good practice, as they're much larger than a Beastman's and so are easier to paint. Once you've got the hang of it, the technique can be 'shrunk down' and used elsewhere in the army.



1 Basecoat the horn with Khemri Brown. Paint the metal bands with a solid coat of Boltgun Metal.



2 Now apply some washes: wash the horns Gryphon Sepia, whilst the bands are given a wash of Devlan Mud.



3 Feather on a 1:1 mix of Khemri Brown and Bleached Bone, followed by a feathered layer of Bleached Bone. Highlight the metal with Chainmail.



4 Near the top of the horn, feather on a thin highlight of Astronomican Grey.



5 Finally, dab on a small point of Skull White on the tip of the horn, to finish the highlighting.



The hoof has been painted using the same technique, although the feathering is much finer.

The Snout



Not all areas of flesh need an equal amount of highlighting. For the creature's bovine nose I've given the beast a ruddy look by simply foregoing some of the later layers and highlights, thereby leaving it much darker.

The same kind of effect can be achieved using washes to 'knock back' lighter areas or parts of a model that have been over-highlighted – a common mistake. In these cases simply use a suitable wash to dampen the highlight.

In the case of the Ghorgon's snout, you could also apply a Ogryn Flesh as a wash instead, once the highlighting is finished.

The Bell

I used two metal techniques on this model. The coppery technique described below has been used on the bell. The second method, for the cast iron look, is described in the steps on the left.



1 Basecoat the bell with Tin Bitz. Paint the twine with Charadon Granite.



2 Now give the bell a heavy drybrush of Dwarf Bronze, avoiding the twine.



3 For the verdigris, apply a heavy coat using a 1:1 mix of Hawk Turquoise and Dark Angels Green. The twine was washed with Badab Black.



4 Highlight the cracks of the bell with Chainmail, then all you need do is layer the twine with Adeptus Battlegrey.

Skulls and Loincloth

The steps below focus on the multitude of skulls. However, there is also the cloth that the skulls hang off but they can be briefly explained now: first paint the cloth with Mechrite Red. Then wash it with Devlan Mud. Once dry, I layered the cloth with a 1:1 mix of Mechrite Red and Blood Red. Finally, I carefully highlighted the edge of the cloth with a 1:1 mix of Bleached Bone and Blazing Orange. I did this at the same time as painting the skulls. You could instead paint the exposed cloth first. This method was also used on the cloth strapped around the Ghorgon's ankles.



Start by basecoating the skulls with Graveyard Earth. Teeth were painted with the horns technique as explained on the previous page.



A liberal coat of Devlan Mud was then washed over the entire area. Let the wash pool in alar and depressed areas, such as the eye sockets.



Create a mid-tone by reapplying Graveyard Earth onto the raised areas and jutting points of the skulls.



Layer Dhenab Stone onto the more prominent areas to add depth and distinction to the skulls.



Finally, highlight with Skull White, applying it on only the highest points.





The skeleton dangling from the Ghorgon's belt and the one entangled in its hairy mane were painted using the same method.


Basing

Monsters such as the Ghorgon come on large bases, and so form a large surface area. They need to look interesting, but if they are too busy then you'll detract from the main event.

I super glued some of the slate fragments from the Warhammer Basing Kit on first and then covered it with sand (using P.V.A. Glue). Once dry, I basecoated the base with Calthan Brown, and then built up a drybrush layer of Bubonic Brown, followed by a lighter drybrush of Bleached Bone. I then washed the base with Devlan Mud. Tufts of Static Grass (both Mordheim Turf and Middenland Tufts) were then randomly glued on the base to finish it off.



Slate from the Warhammer Basing Kit was placed to give the base a bit of raised texture.



Mixing the two types of Grass Tufts and placing them in clumps on the base gives it a natural look.



Finishing Touches

With the majority of the kit painted all I then had to do is stick on all the sub-assemblies (as mentioned earlier, I use Super Glue at this stage) and paint those finishing touches, such as the eyes and tongue. This model has lots of gruesome dangling parts like the skeleton and the bell, and they should be attached at this point as well.



The eyes are painted by applying Tausept Ochre into either side of the socket, leaving a gap to form the pupil.



The metal blades were painted using the same iron technique as described earlier.



The leather straps were basecoated with Charadon Granite, and then highlighted with Graveyard Earth followed by a 1:1 mix of Graveyard Earth and Fortress Grey.




Chad placed the bell dangling from the rear of the creature's belt, but it can also be placed around the Chogon's neck.



The tongue was painted Liche Purple, and then washed with Badab Black.



WARHAMMER BEASTMEN



If Chad has inspired you to paint your own Ghorgon, or to use it as the centrepiece in a Beastmen army, then here's a selection of the plastic kits you'll need to get started. You can find the entire range of Beastmen miniatures on our website.



Minotaurs

This box set contains 3 multi-part plastic Minotaurs.


99120216004



Bestigor Herd

This box set contains 10 multi-part plastic Bestigor.


99120216003



Ghorgon/Cygor

This box set contains 1 multi-part plastic Ghorgon or Cygor.

99120216006



Battalion

This box set contains 10 Bestigor, 10 Ungor and 20 Gor.

99120216005



Gor Herd

This box set contains 10 multi-part plastic Gor.

99120216001



Ungor Herd

This box set contains 10 multi-part plastic Ungor.

99120216002

games-workshop.com

WARHAMMER CIVIL WAR




WARHAMMER EXPANSION

CIVIL WAR

PART ONE OF A

WARHAMMER EXPANSION

With so many races vying for dominance, the Warhammer world is beset by war on all continents. But it would be a mistake to think that warriors only fight those of a different race, as we shall see, history is littered with examples of internecine war.



OFFICIAL RULES

This official Expansion has been brought to you by Jervis Johnson, who, as a history buff, knows a great deal about civil wars whether it's the Wars of the Roses, the Thirty Years Wars or the Sundering. Yes, when you've been a games designer for as long as Jervis has, real world and Warhammer history tend to get a bit muddled!

Civil wars are the most brutal and bloody of all types of combat. No battle is ever quite as vicious as that fought between former friends and allies. Love and hate, they say, are but two sides of the same coin. Brother turns against brother, and former comrades in arms come to blows. Injuries and slights incurred over the years are remembered, and bloody revenge is taken for each and every one.

Civil War is an official Expansion for Warhammer that provides extra rules that can be used in a game where both sides are chosen from the same army list. Such battles are far from uncommon in the Warhammer world, and no race is immune from descending into brutal internecine conflict. Perhaps two powerful warlords come to believe that the only way their rivalry can be resolved is on the field of battle, or a simmering feud that has festered between competing factions finally

explodes into open warfare. The history of the Warhammer world is littered with tales of terrible civil conflicts that are only finally resolved in the white heat of battle.

Warhammer: Civil War allows you to fight such battles. It has been designed so that no advance preparation for the game is needed. The only requirement is that both players chose their army from the same army list, and that both players agree to use the following rules. In practise this means that whenever you play a game, you can choose to use the Civil War rules if both you and your opponent have chosen forces from the same army list.

The Civil War rules themselves are very straight-forward to use. You pick a Pitched Battle scenario to play as you would do normally, but before setting up the scenery or deploying for the battle you roll once on the Civil War Battle table (over the page), and then once on the Civil War Army table



for the army you are using. So if you were fighting a Civil War between two Empire armies, you'd roll once on the Civil War Battle table, and once on the Empire Civil War army table. A different army table will be provided for each Warhammer army, which ensures that the rules that apply in your battle will accurately reflect the character of the army you are using. After all, a civil war fought between two Orc Warlords is going to be different to one fought between Empire generals.

The results you roll on the tables will require you to include one or more special rules in your battle, in addition to any special rules that normally apply. These preparations complete, you are ready to carry on and fight your battle. We think you will find that the Civil War rules will make for a really unique and interesting battle, and a challenging one too, unlike any you have fought before.

FIGHTING A WARHAMMER CIVIL WAR BATTLE

If you and your opponent are using an army selected from the same army list, then you may agree to fight a Civil War Battle instead of a Pitched Battle. If you do so, follow the normal procedure for fighting a Pitched Battle, with the additional steps described below.

Civil War Sequence of Play:

1. Roll on the Pitched Battle table in the Warhammer rulebook, or agree which Pitched Battle to fight.
2. Roll once on the Civil War Battle table.
3. Roll once on the Civil War Army table corresponding to the armies being used.
4. Fight the Pitched Battle scenario with the addition of the special rules rolled on the Civil War tables.

Designer's Note: The Civil War rules can be used with any Pitched battle scenario, but will work most smoothly with the Battleline, Dawn Attack, and Battle For the Pass scenarios. You may wish to limit yourself to one of these three scenarios, at least for the first couple of Civil War battles that you fight. If you decide to do so, we recommend rolling a D3 to pick the scenario, with a roll of 1 being Battleline, a roll of 2 being Dawn Attack, and a roll of 3 being Battle for the Pass.



FACTIONS

The rival factions that comprise each race will fight alongside one another to repel a common enemy, but in times of civil war, their infighting can be intense. Should Nuln go to war against Middenheim, for example, you might expect to see a whole artillery school ranged against an army of warriors of the White Wolf. When the Skaven Great Clans vie for power, the mutant menagerie of Clan Moulder might be crazy enough to take on the warp-laboratories of Clan Skryre. The ghoulish armies of the Strigoi may rise up against their hated von Carstein oppressors, whilst tribes of Night Goblins may turn on Black Orc warbands and so on. We could fill the rest of the magazine with potential clashes like this, but half the fun is in making your own up and adapting them to your own army.

The armies fielded by such factions tend to include a greater proportion of specialists, and we wanted to give you rules to reflect that.

To represent war between rival organisations or tribes, when fighting a Civil War, you and your opponent can agree to use the Factions rules.

THE RULES

When fighting a war between factions, each player chooses his force as usual, to an equal points value agreed before the game. Once he has done so, each player can then spend an extra 25% of that value again on any units available in his army book. Units taken from this additional allowance do not count towards the usual restrictions for choosing duplicate choices in an army. Furthermore they do not count when calculating the percentages that govern how many points you spend on Lords, Heroes, Core, Special and Rare. There is one restriction, however – although these points may be spent on characters and options, they may not be spent on magic items.

To use the example above, an Empire player who has a 2000 point army representing the city of Nuln may decide to take an extra three Helblaster Volley Guns, a Great Cannon and a Battle Wizard to accompany them, just because he wants a little extra in the way of pyrotechnics (495 points in total; just under his 500 point limit). The Battle Wizard could take any of the options available to him (within the points limit) but no magic items.



Civil War Battles Table

After rolling to see which type of Pitched Battle you will fight, roll 2D6 and refer to the Civil War Battle table on the right. The table will tell you which special rules apply to the Pitched Battle, in addition to the rules that normally apply.

Civil War Army Tables

After rolling on the Battle Table, roll 2D6 and refer to the Civil War Army table for the armies being used. For example, if you were fighting a Civil War between two Beastmen armies, you would roll 2D6 and refer to the Beastmen Civil War table. The table will tell you which special rules apply to the Pitched Battle, in addition to the rules that normally apply.

We have included the Beastmen, Lizardmen, Ogre Kingdoms and Vampire Counts Army tables in this issue, and over the next three months we'll cover the rest of the races so keep your eyes peeled.

Fight The Battle

Having rolled on the Civil War tables, set up the battlefield, deploy the armies, and fight the battle as you would normally, except that any special rules rolled on the Civil War tables will apply to the battle you fight. Note that some rolls provide additional ways you can win the battle, which will apply in addition to the normal victory conditions.

Designer's Note: With so many randomly selected special rules in play, it is not beyond the realm of possibility that you may find that the results you roll on the Civil War tables could contradict each other. In the unlikely event this happens, The Most Important Rule applies, and you should roll randomly to decide which special rule has precedent for the duration of that battle.

CIVIL WAR BATTLE TABLE

- 2 **Annihilation:** The only way this dispute will be resolved is by the complete destruction of the other side. All units in both armies are Unbreakable. Ignore the normal rules for Game Length and Victory Conditions for the Pitched Battle you are fighting. Instead the game lasts until one side is completely destroyed. The surviving side wins the battle.
- 3 **Lust For Battle:** The troops in the two armies are desperate to get to grips with each other. All units in both armies have the Vanguard special rule.
- 4 **Pent-Up Fury:** The two sides are seething with pent-up aggression. All units in both armies have the Devastating Charge special rule.
- 5 **Undeserving:** Each side considers the other unworthy to carry the battle standards under which they march. The victory points for Seized Standards is increased to 100 points for each slain standard bearer, and 500 points for the enemy Battle Standard Bearer.
- 6 **We Will Not Yield:** Neither side is willing to back away from this fight. All units in both armies are Stubborn.
- 7 **Ancient Enmity:** The two sides have harboured numerous grudges against each other for centuries. Roll twice on this table, re-rolling any further rolls of 7 or any duplicate rolls.
- 8 **Hated Rivals:** The two generals despise each other. Each Army General Hates the General of the opposing army, and will win the battle immediately if the opposing general is slain. Should the two Army Generals both be slain at exactly the same time, then the battle is a draw.
- 9 **Bloody Feud:** The two sides have been feuding for years. All units in both armies Hate all units in the other army.
- 10 **Unreasoning Spite:** Both sides are so blinded by hate that they have lost all reason. All units in both armies are subject to Frenzy.
- 11 **We Shall Not Yield:** Both of the rival armies believe completely in the justness of their cause. All units in both armies are Immune to Psychology.
- 12 **Guerrilla War:** The two sides have been ravaging each other's lands in a vicious guerrilla war. Up to three units in each army may count as having the Ambushers special rule, if their commander wishes them to do so.

UNCIVIL WARS OF THE WARHAMMER WORLD

(All dates in Imperial reckoning)

-2749 to -2723

The Sundering

Civil war erupts across Ulthuan as Malekith attempts to seize the Phoenix Throne by force. Malekith's defeat leads to the self-imposed exile of the Dark Elves in the cold wastes of Naggaroth.

-623

Betrayal in King's Glade

Coeddil the Treeman attacks King's Glade in Athel Loren, slaying many Wild Riders. Only the Wood Elf queen, Ariel's intervention prevents a great tragedy from unfolding by defeating Coeddil. She cages the creature within a circle of waystones where its malign influence cannot infect other tree-kin.

-455

Regicide in Khemri

King Qu'a of Zandri and King Rapesh of Numas form an alliance and attempt to overthrow Settra. The King of Khemri is only saved from an assassin's blade by the intervention of his bodyguard. Roused to immortal anger, Settra's legions strike back against the alliance, immersing the Tomb Kings in a bloodless civil war for seven days and seven nights. It is Settra who prevails and orders the pyramids of the rebel kings raised to the ground, and their unliving bodies set ablaze.

658

The Lost Claim

Thori Gundrikon discovers gromril in the caves west of Blackwater. A year later, Bragal Smithshelm turns up at the Blackwater Caves accompanied by a throng claiming the gromril seam, as his mine is closer. Axes are drawn and a battle is fought, but never recorded in the annals. Tellingly, only Thori's claim has ever been recorded. However, to this day the ancestors of Smithshelm and Gundrikon refuse to fight in the same army.

1547 to 2304

The Time of Three Emperors

One of the most infamous eras of civil war was the 750 year period where the Elector Counts warred amongst themselves leaving the Empire vulnerable to myriad enemies within and without. It was not until the emergence of Magnus the Pious that the Empire would be united once again.



c1705

Crusher Zogoth Crushed

The greenskins are almost permanently warring amongst themselves, only breaking off to fight an external foe. But even for the Orcs, Gorbado Ironclaw's battle against Crusher Zogoth was a particularly vicious affair. Gorbado won the day by personally slaying Crusher Zogoth and uniting the Ironclaw and Broken Tooth tribes at the fortress of Iron Rock.

1814

Madness at Mousillon

Duke Merovech of Mousillon holds a great victory banquet following the obliteration of the Skaven carriers of the Red Pox the year before. However, at the banquet his insanity becomes publicly known, and the blood of the king is spilt in his halls. Mousillon is disgraced, and Lyonesse leads a force against them. In the ensuing war Duke Merovech is slain and Mousillon loses much of its land and wealth to Lyonesse. For Mousillon it is the start of a dread era that will affect the city for decades to come.

2100

Lord Xhilipepa's Dispute

Skink Priests attending to the mummified remains of Lord Xhilipepa dispute the meaning of the flight patterns of mosquitoes circling his skeletal head. The disagreement escalates and opposing factions clash over the possession of his remains.

2308

The Nordlander Affair

Following the Empire's victory against the Bretonnians at the Battle of Parravon, a battalion of Nordlanders are mistakenly attacked by a relief army of over-eager Stirlanders who have heard tales of brightly clothed foreigners with funny accents invading their lands.

2518

Master and Apprentice

The Vampire Melkhior's former apprentice, Zacharias, attempts to steal the Book of Nagash but is thwarted. Thirteen years later Zacharias returns at the head of an Undead horde, and mounted on a Zombie Dragon he has raised himself. A battle between the forces of master and apprentice ensues with Zacharias the victor. Melkhior is defeated and Zacharias takes possession of the accursed Book of Nagash.


VAMPIRE COUNTS



Roll once on this table if you are fighting a Civil War between two Vampire Counts armies.

- 2 **Night of Ghosts:** The fabled Geisnacht falls but once every seven years, but when it does the spirits of the dead rise up across the realm to do battle amongst their own. Roll a D6 for each of your characters and units. On the roll of a 6 that character/unit has the Ethereal special rule. If an Ethereal unit rolls a 6, however, it loses the Ethereal rule as its members coalesce into solid ectoplasm!
- 3 **Grasping Graves:** The concentration of Dark Magic causes those buried in shallow graves to reach up and grab at those above, pulling them into the graves in which they belong. At the end of each Magic phase, the player whose turn it is may nominate an enemy unit. Every model in the unit must pass a Strength test or be slain, with no saves of any kind allowed. Once a unit has been nominated it cannot be nominated again for the duration of the battle.
- 4 **Lords of Bone:** The skeletons of those raised from these lands are fossilised or otherwise petrified, their stone bones all the harder for it. Units of Skeleton Warriors, Black Knights, Grave Guard and Wight Kings in both armies have +1 Toughness.
- 5 **Necrarch Relic Hunters:** The ancient brotherhood of the Necrarchs has sent out agents to recover the treasures of their rivals. All Wizards have an additional Magic level, to a maximum of 4. If a character defeats another character in a challenge, he may roll a D6 for each of his defeated foe's magic items. On the roll of a 4+ he takes that magic item and may use it in the rest of the battle (assuming the item has not already been 'used up' or is otherwise available to that character).
- 6 **The Grand Hunt of Strigos:** The troglodyte Strigoi clan is out in force, desperate to claw its way back into ascendancy. Crypt Ghouls and Crypt Horrors have the Hatred special rule.
- 7 **Ancient Enmity:** The two sides have harboured numerous grudges against each other for centuries. Roll twice on this table, re-rolling any further rolls of 7 or any duplicate rolls.
- 8 **The Iron Fist of the von Carsteins:** The von Carstein family exerts its fell powers upon those who would dare challenge their rule. All von Carsteins, Vargheists, Fell Bats, Bat Swarms and Black Coaches have +1 Strength.
- 9 **Lahmia Ascendant:** Throughout Sylvania the royal sisterhood of the Lahmians reveals itself, striking at the heart of their rival Vampire's armies. All female Vampires in your armies gain the Quickblood and Beguile powers. Furthermore, Pallid Handmaidens have +1 Strength.
- 10 **Sons of Abhorash:** The Blood Dragons rise up in force, their honour demanding that they slay the lesser bloodlines. Each player may field up to five Blood Knights in addition to his usual army, provided he has the models available. These must form a separate unit. Furthermore, roll a D6 for any male Vampires in your army. On a 4+ they belong to the Ordo Draconis and gain the Dread Knight and Master Strike powers.
- 11 **Animus Morti:** The air crackles with Necromantic power, hastening the dead to battle. All Undead units may march, regardless of their proximity to the general. Furthermore, all Wizards have the *Vanhel's Danse Macabre* spell as standard – if they roll *Vanhel's Danse Macabre* when generating their spells, it counts as a duplicate.
- 12 **Night of Dark Wings:** The stormclouds themselves are heavy with Dark Magic, and those Undead creatures able to drink of their bounty become stronger. All flying units have +1S and +1I (this includes the riders of flying mounts).

BEASTMEN



Roll once on this table if you are fighting a Civil War between two Beastmen armies.

- 2 **Primal Stampede:** The forest shudders as tribes rush to battle. Any unit with the Beastman Ambush rule that is removed from play is treated as being 'in Ambush' and may re-enter play on a subsequent turn.
- 3 **Hidden Pathways:** The Beastmen are warring in a clearing to which there are many hidden pathways. The player with the fewest units on the table at the beginning of each turn adds +3 to the result when making Beastman Ambush rolls.
- 4 **The Bray-feast:** The forest echoes to the deafening bleats and chants of Bray-Shamans, their cries taken up by the Beastmen ranks until the trees shake at the cacophony. Units may not benefit from the Leadership of their army's characters. Furthermore, all Wizards will Miscast on any roll of a double, not only a double 6.
- 5 **Bacchanalia:** The Beastmen have been celebrating throughout the night, though come dawn the celebrations have turned nasty. All units must roll on the Centigor Drunken table at the beginning of the game.
- 6 **Orgy of Violence:** The Beastmen's ritualistic leadership challenges have spilled over into full-scale war, all semblance of order lost as the savage ranks tear each other apart with tooth and claw. All Beastmen units have the Skirmish special rule. The effects of all weapons and armour, magical or otherwise, are ignored for the duration of the battle. The Beastmen will just have to rely on their statlines instead!
- 7 **Ancient Enmity:** The two sides have harboured numerous grudges against each other for decades. Roll twice on this table, re-rolling any further rolls of 7 or any duplicate rolls.
- 8 **Bloodgorge!** The Beastmen have been driven into a frenzy of cannibalistic bloodlust. All Beastmen units have the Bloodgreed special rule (see the Minotaurs entry on page 43 of Warhammer Armies: Beastmen).
- 9 **The Prophecy:** The Bray-Shamans have long seen this day coming, and have brought the most potent weapons the Herdstone can provide. Each player receives an additional 150 points to spend on magic items. He may distribute these as he sees fit throughout his Lords and Heroes, ignoring the usual restrictions regarding how many points each character may spend on magic items. Write the magic items you have chosen on your army roster, then declare them to your opponent. If both players have chosen the same item, roll off – the winner of the roll off gets that magic item, whilst his opponent's points are wasted.
- 10 **The Cycle of Death:** The foetid decay of the forest has infected the warherds. Each unit must roll on Slugtongue's 'Curse of the Famine-Fiend' table. Any unit affected by the Crippling Weakness or Starvation, Body and Soul result must roll D3+3 after resolving the usual effects. The unit has a Regeneration save equal to the result. For example, if the D3 roll is 2, the unit's Regeneration save is 5+. Note this does not combine with any Regeneration save they may already have.
- 11 **Morrslieb Looms Large!** The Chaos moon looms large in the sky, leering down to shower grim favours on its servants. At the beginning of the game, roll a D3. For the entire duration of the turn that corresponds to that number, all Bray-Shamans and Great Bray-Shamans gain Loremaster (Lore of the Wild), and all Beastman units have Frenzy. Note that this turn number is also used for Moonclaw's Unholy Zenith rule.
- 12 **Monstrous Menagerie:** If he has one available, each player may take a single monster in addition to his army. This monster does not count against his points limit. Furthermore, all monsters have the Beastman Ambush rule. Any monster that is removed from play is treated as being 'in Ambush' and may re-enter play on a subsequent turn.


OGRE KINGDOMS



Roll once on this table in if you are fighting a Civil War between two OGRE Kingdoms armies.

- 2 **Who Rules the Challenge Stone?** Place a challenge stone at the centre of the battlefield and scatter it 2D6". All units within 12" of the stone have Stubborn and Extra Attack. In addition if only one side has a non-fleeing unit within 6" of the challenge stone at the end of the game, then they win regardless of victory conditions. If both or neither side have a non-fleeing unit within 6" of the stone, then the normal victory conditions apply.
- 3 **Beasts of the Mountains:** The two sides are battling to prove that they have subdued the most powerful beasts. All Sabretusks, Yhetees, Mournfangs, Gorgers, Rhinox, Giants, Stonehorns and Thundertusks have +1 Wound and +1 Attack. In addition, both sides score double the normal number of victory points for any of these units in the opposing army that are destroyed or have fled the table.
- 4 **The Ancient Giant Lands:** The battle is in the cloud-enshrouded realm that was once home to the Sky-titans. Roll a D6 at the start of each turn. On a 1, cloud descends and the distance a model can see is reduced to 12" for the turn. Charges, shooting attacks and spells may not be made on out of sight units. On a roll of 6 one unit in the opposing army is struck by lightning or hit by falling boulders; roll-off to see which player selects the unit to be attacked. It suffers D6 Strength 5 hits. On a roll of 2-5 nothing untoward happens.
- 5 **Big Names:** This battle is being fought between two Ogres with illustrious big names. Each player is allowed to pick a big name for their General. The big name is free and may be taken even if the General already has a big name. If one General slays their opposing General in a challenge, then the surviving General receives bonus victory points equal to 10 times the cost of the big name the opposing General had taken.
- 6 **Might Makes Right:** Keep track of the number of unsaved wounds each army inflicts. At the start of each turn, compare the totals. The army with the higher total receives +1 combat resolution for the turn.
- 7 **Ancient Enmity:** The two sides have harboured numerous grudges against each other for decades. Roll twice on this table, re-rolling any further rolls of 7 or any duplicate rolls.
- 8 **The Mountains of Mourn:** The battle is fought amidst the rubble-strewn slopes of the Mountains of Mourn. When setting up the terrain for the battle, set up D3 hills in addition to other terrain. All hills are Scree Slopes.
- 9 **Emissaries of the Great Maw:** The shamans in both tribes are rivals. Slaughtermasters and Butchers in both armies Hate each other, and they also Hate any model in a unit joined by a Slaughtermaster or Butcher. Both sides score double victory points for Slaughtermasters and Butchers that are destroyed or have fled.
- 10 **Wanderers Far & Wide:** Ogres take great pride in having travelled farther afield than any of their rivals. All units of Ogres, Ironguts, Leadbelchers and Mournfang Cavalry are allowed to pick one of the skills from the Maneaters 'Been There, Done That' special rule. No two units may have the same rule unless all of the special rules have been picked (after which all restrictions are lifted). Maneaters pick two of the rules as normal.
- 11 **Gnoblar Country:** Gnoblar units in both armies Hate each other. In addition, both sides score double victory points for Gnoblar units in the opposing army that are destroyed or have fled the table.
- 12 **The Great Maw:** Ogres can never escape the lure of the Great Maw. Randomly select one table edge before deployment. The Maw lies just off this table edge. All models that start a turn within 6" of this table edge will be attacked by the Great Maw. Make an Initiative test for each model in range. If the test is passed the model suffers a Strength 3 hit. If it is failed the model suffers a S7 hit with the Multiple Wounds (D6) special rule. In addition, all units in both armies (apart from Gnoblars) have the Unbreakable and Frenzy special rules.

LIZARDMEN



Roll once on this table in if you are fighting a Civil War between two Lizardmen armies.

- 2 **Feather War:** In order to resolve a dispute, the two armies are fighting a ritual battle using blunted weapons and non-lethal spells. The weapons are lighter and easier to use, so all attacks have +1 to hit (with the exception that 1s always miss), but they are less likely to cause harm so all attacks are -1 to wound (with the exception that 6s always wound). In addition, only Augment and Hex spells may be cast.
- 3 **Beasts of the Jungle:** The two sides are battling to prove that they have bred the most powerful jungle beasts. All Stegadons, Terradons, Razordons, Salamanders and Carnosaurs have +1 Wound and +1 Attack. Both sides score double victory points for any of these units in the enemy army that are destroyed or have fled the table.
- 4 **Carnivorous Jungle:** The battle is fought in scattered clearings in the Lustrian jungles. When setting up the terrain for the battle, set up D3+3 pieces of forest terrain in addition to the other terrain you normally deploy. These additional pieces are jungle terrain, which counts as Venom Thickets (do not roll on the Mysterious Forests table). In addition, all Skinks (of any type) have the Jungle Strider special rule.
- 5 **Escalating Battle:** The battle is fought close to the barrios of a Lizardman city. Units of Saurus Warriors, Skinks (including any Kroxigor in the unit) and Skink Skirmishers that are destroyed or flee the table return at full strength as reinforcements in their next turn. They may enter play anywhere on their own table edge.
- 6 **Mastery of Magic:** The battle is being fought between two Slann Mage-Priests, battling to prove who is supreme. Each Mage-Priest may be given one additional Discipline of the Ancients, at no additional cost. This can result in a Mage-Priest having 5 disciplines. Re-roll this result if either side does not have a Mage-Priest.
- 7 **Ancient Enmity:** The two sides have harboured numerous grudges against each other for millennia. Roll twice on this table, re-rolling any further rolls of 7 or any duplicate rolls.
- 8 **Spawning Pools:** The battle is being fought for control of an ancient spawning pool. Place a piece of terrain representing the pool at the centre of the battlefield and then scatter it 2D6". Any Lizardman unit within 6" of the pool has the Regeneration special rule. In addition, the side with a non-fleeing unit that is closest to the pool at the end of the battle receives 250 bonus victory points.
- 9 **Deep In Thought:** The battle begins prematurely, while Mage-Priests are still meditating. Mage-Priests may not attack, or cast or dispel spells, for a number of game turns equal to the number of disciplines they have.
- 10 **Sacred Duty:** The battle is being fought between rival factions from the same temple. As the Temple Guard are sworn to protect the Mage-Priests from their temple, they cannot attack a Mage-Priest or any unit it's joined.
- 11 **Temple Politics:** The battle has come about as a result of febrile political infighting between rival groups of Skink Priests and their followers. Skink characters and units in both armies Hate each other. In addition, both sides score double the normal number of victory points for Skink units in the opposing army that are destroyed or have fled the table.
- 12 **Treasures of the Old Ones:** The two sides are fighting a ritual battle to determine if they are worthy of protecting an ancient relic. Each side must pick one of the magic items from the Lizardmen army book. Roll off to see who picks their relic first. The relic must be a magic item that is not being used by either army. It costs no points, but must be given to a character to carry and following the normal rules and restrictions for magic items. If the character carrying their army's relic is slain, then the relic is lost and the army immediately loses the battle. In the unlikely event that both relics are lost at the same time, then the battle is a draw.

Forge World

Counted mightiest amongst the military power of the Imperium of Man are the god-machines of the Legio Titanicus. Towering above the battlefield, a Reaver Titan carries enough firepower to lay waste to an entire army. Commanded by a Princeps and a crew of Moderati, mind-linked to the ancient war-spirit of their mighty engine, the Reaver Titan *Praetorian* of the Legio Astorum is holo-viewed here during its deployment to the renegade planet Vraks during the twenty-year campaign to end the heresy of the Apostate Cardinal Xaphan.

This immense resin kit, designed by Will Hayes, features full interior details designed by Simon Egan. Weapons are sold separately, as are the Titan Crew shown for scale, all available from:

www.forgeworld.co.uk




Cockpit screen detail



Princeps Drauca, commanding, flanked by Moderati Atellus and Varnias.



Apocalypse missile launcher




Servitor Jacobus 229-X, enslaved to the auto-loader systems of the Apocalypse missile launcher.



Laser blaster

Gatling blaster



Magos Zakkarias tends to the reactor-spirit of the Praetorian and the weapon-servitors linked to each arm weapon.



Principes Rand Drauca and Moderati Atellus and Varnias of the Praetorian.

SIGNED IN BLOOD

Monsters & Magic

When preparing to play Storm of Magic, you are allowed to spend an additional 25% of your points limit on Monsters & Magic. These points encompass the summoning of monsters in the form of Scrolls of Binding, Mythic Artefacts empowered by the magical storm, and Sorcerous Pacts that can be made with Undead or Daemons overlords. There are, however, certain limitations on how these points can be spent. For example, you may only strike but a single Sorcerous Pact, so you must choose wisely. You can find out more in the Storm of Magic book.


Here we present an updated Sorcerous Pact, allowing you to use the power unleashed in Storm of Magic to summon aid from the deadly new units in Warhammer: Vampire Counts.

Sorcerous Pacts enable players to add an extra element to their Storm of Magic games in the form of allied units from either the Vampire Counts, Tomb Kings or the Daemons of Chaos. But an alliance with a Pact is always a fragile one, and can deteriorate as the battle unfolds. It is even possible for your supposed 'allies' to abandon you entirely should their loyalty diminish far enough in this manner.

The arrival of Warhammer: Vampire Counts this month has not only introduced a plethora of fantastic new models, but has also established a number of brand-new units for everyone to employ as part of a Sorcerous Pact. With this in mind, we have produced an updated Vampire Counts Sorcerous Pact for use in your Storm of Magic games, giving you free reign to include all their shiny new miniatures!

Not only can the aid of a powerful Vampire or Necromancer and their Undead hordes provide you with some significant advantages in a Storm of Magic game, but there are also plenty of thematic reasons for making such a pact. We will be discussing both of these ideas along with some sample army lists over the next few pages.

As with the other Sorcerous Pacts, a Vampire Counts Pact must include a character and a Core unit. If you are on a budget, a standard Vampire is a more-than-adequate choice to lead them, as they may still select some powerful Vampiric Powers to give them the edge. But if you want to put the fear of Nagash into your opponent, then why not go all-out and choose a Vampire Lord or Strigoi Ghoul King on a monstrous mount, a Coven Throne, or even Vlad von Carstein himself? Decisions, decisions...



Amid the glittering host of High Elves marches the silent, macabre host of a Lahmian Vampire.

PACT WITH THE DREADED VAMPIRE COUNTS OF SYLVANIA

Should a wizard wish to command an Undead horde without himself dabbling in forbidden (and distasteful) necromancy, he can do little better than to bind a Vampire to his service. The Vampire, after all, is a practiced student of the arcane arts in his own right and is more than capable of sustaining a host of the living dead. However, the wizard must be confident in this single binding. Countless are the sorcerers who have unwittingly begun a life of Undead thralldom by failing to bind a Vampire quite so well as they thought.

This pact contains the following units from *Warhammer: Vampire Counts*:

- 1 Vampire Lord, Vampire, Strigoi Ghoul King or Master Necromancer.
- 0-1 Necromancer, Wight King, Cairn Wraith or Tomb Banshee.
- 0-1 Special Character
- 1+ Core units
- 0-1 Special unit per Core unit
- 0-1 Rare unit per Core unit





A UNION OF BEASTS

LORDS

Malagor, The Dark Omen 350 points

Gorax Bloodmaw
Doombull with great weapon,
heavy armour, Gnarled Hide and
Rune of the True Beast. 292 points

HEROES

Braythor Gorehide
Level 2 Bray-Shaman with Chalice
of Dark Rain. 150 points

Festor Gout-hoof
Level 2 Bray-Shaman with
Scroll of Leeching. 160 points

CORE

The Children of Ghorros
10 Centigors with musician,
standard bearer and
Ghorros Warhoof. 426 points

Brakar's Kin
20 Gors with additional hand
weapons, musician, standard
bearer and Foe-render. 185 points

Gutroar's Herd
20 Gors with shields, musician,
standard bearer and Foe-render. 185 points

Gnawtooth's Runts
20 Ungors with spears, musician,
standard bearer and Halfhorn. 135 points

No-horn Trokk's Kin
20 Ungors with musician,
standard bearer and Halfhorn. 115 points

The Rumlbers
3 Tuskgor Chariots. 240 points

The Hell Hounds
10 Chaos Warhounds. 60 points

SPECIAL

Hateroar's Bloodbreed
6 Minotaurs with additional hand
weapons, musician, standard
bearer and Bloodkine. 404 points

Drakk's Fellkin
20 Bestigors with musician,
standard bearer with Manbane
Standard and Gouge-horn. 305 points

RARE

Wizardbane
Cygor 275 points

The Dreadbeast
Jabberslythe 275 points

Greatmaw
Ghorgon 275 points

The Chosen of the Gods
3 Chaos Spawn 165 points

TOTAL: 3997 points

MONSTERS & MAGIC

Pact with the Dreaded
Vampire Counts of Sylvania

Vashrak the Fallen
Strigoi Ghoul King with Aura
of Dark Majesty, Dark Acolyte
and the Other Trickster's Shard,
mounted on a Terrorgheist. 550 points

The Crypt Dwellers
20 Crypt Ghouls with
Crypt Ghost. 210 points

The Night Haunters
6 Crypt Horrors with
Crypt Haunter. 238 points

OVERALL TOTAL: 998 points




Feral savagery meets bestial ferocity in this union of Beastmen and the Ghoulin of a Strigoi Vampire. Malagor, the Dark Omen, has pitted wills with a Ghoulin King, counting on the fact that they can find common cause to unite long enough to defeat their enemies before one side betrays the other.

The addition of the Crypt Ghouls and Horrors will bolster the Beastmen battleline enough to free up a unit of Gors and Ungors to arrive later in the game via the Beastmen Ambush special rule. Vashrak the Fallen will join forces with the Jabberslythe, where the combination of the Ghoulin King's Aura of Dark Majesty (causing a -1 Leadership penalty to enemies within 6"), his mount's Death Shriek and the Jabberslythe's Aura of Madness will be utterly devastating. Most monsters have a Leadership value that is average at best,

so they will be particularly susceptible to this brutal combined attack. As a Wizard, Vashrak will also be able to occupy an enemy-held Arcane Fulcrum. Between his mount's Death Shriek, their combined combat ability and the enemy being forced to re-roll successful ward saves from the Other Trickster's Shard, the Ghoulin King and his Terrorgheist are real game-winners.

A Beastmen army has access to four monsters even before Scrolls of Binding, so the inclusion of such a large Sorcerous Pact has little impact. Ghorgons and Cygors are particularly effective in Storm of Magic games – there is little in the game that a Ghorgon cannot crush with impunity, and the Cygor's Soul-eater special rule can cause havoc in the enemy Magic phase. Add a Jabberslythe into the mix and your opponent will certainly have their hands full trying to deal with them.

THE HAMMER AND THE ANVIL



By selecting a Master Necromancer as part of a Sorcerous Pact, this Chaos army will benefit not only from a powerful Wizard, but also replenishable fodder in the shape of Zombies. There may not be many to start off with, but their Newly Dead special rule will enable Korvin the Ancient to summon countless more as the game progresses. The Warriors of Chaos are the epitome of an elite army, and are invariably few, but the Vampire Counts can provide them with the numbers that they lack. In the case of this army, the Master Necromancer will create a 'tar pit' of Zombies in front of his Arcane Fulcrum.

With such a high-level Wizard to assist the army, there is less need to rely on a Chaos Sorcerer Lord, freeing up the option of a brutally aggressive combat specialist instead – enter Asgar the Executioner. He will be more than a match for any

enemy monster or character, and will become deadlier still each time he emerges victorious from such an encounter after receiving a boon from the Eye of the Gods. He rides forth with the Chaos Knights and together they'll hit harder than a death stare from Khorne himself!

The Necromancer's arcane wizardry is further strengthened not only by two capable Chaos Sorcerers, but also by a Mortis Engine. The effects of the Reliquary are increasingly devastating as the game continues, but its Blasphemous Tome upgrade also has two incredibly useful attributes. Firstly, the Mortis Engine can provide Korvin the Ancient with a total of +5 to his casting attempts when combined with his Wizard level. But secondly, any Wizard that miscasts within 12" of it will be utterly doomed, so it can cause your opponent all manner of problems.

LORDS

Lord Asgar the Executioner
Chaos Lord with Mark of Khorne, Axe of Khorne, Chaos Runeshield, Favour of the Gods and Stream of Corruption, mounted on a Juggernaut of Khorne.

395 points

HEROES

Solvris Flamebound

Level 2 Chaos Sorcerer with Mark of Tzeentch, Blood of Tzeentch and Conjoined Homunculus, mounted on a Disc of Tzeentch.

210 points

Rotheart the Repugnant

Level 2 Chaos Sorcerer with Mark of Nurgle, Obsidian Trinket and Channelling Staff.

170 points

CORE

Warriors of the Blood

15 Chaos Warriors with additional hand weapon, Mark of Khorne, musician, standard bearer and Champion.

300 points

The Crow Brethren

15 Chaos Warriors with hand weapons, shields, Mark of Tzeentch, musician, standard bearer and Champion.

290 points

The Dreadhounds

10 Chaos Warhounds.

60 points

SPECIAL

The Relentless

5 Chaos Knights with Mark of Khorne, lances, musician, standard bearer with Banner of Eternal Flame and Knight Champion.

315 points

RARE

The Cannon of Khorne

Hellcannon

205 points

The Amalgam

Chaos Spawn

55 points

TOTAL:

2000 points

MONSTERS & MAGIC

Pact with the Dreaded

Vampire Counts of Sylvania
Korvin the Ancient

Level 3 Master Necromancer.

165 points

The Dead of Erengard

23 Zombies with musician and standard bearer.

94 points

The Legacy of Helsnicht

Mortis Engine with Blasphemous Tome.

220 points

OVERALL TOTAL:

499 points

GAMESDAY & GOLDEN DEMON 2012



Golden Demon

Famed across the world as the ultimate painting competition, Games Day plays host to this fiercely contested annual event.



Games Day is that time of year when hobbyists from across the country – and often further afield – come together to celebrate every aspect of the Games Workshop hobby. Each and every person has their own reason for attending, whether they want to meet the Citadel designers or get an autograph from their favourite Black Library author. Maybe they fancy their chances at entering the Golden Demon painting competition, or perhaps they even won their local Hobby Centre's Armies on Parade or just want to see the national finalists at Games Day. And that's to name but a few reasons!

There are simply hundreds of activities to take part in, from the infamous Scrap Demon conversion competition to dozens of participation games that reenact famous battles inspired by the game background and Black Library novels. These showcase battles can range from epic confrontations between scores of Ork Stompas and Baneblades to the journey of a giant Dwarf dirigible as it fights its way across the skies of Ulthuan, attacked on all sides by flights of Eagles and Dragon riders of Caledor!

The Forge World stands are always burgeoning with brand-new products and pre-releases, and their design team are on-hand to talk about how they created them. If you've always wanted to see the mighty Reaver Titan or Eldar Phantom Titan in the flesh, then make sure you pay them a visit.

There are always plenty of guests at Games Day, be they Black Library authors or members of the Design Studio, all willing to have a chat, sign a book or pass on some friendly advice. If you're lucky, you may even get to meet such Studio luminaries as Jervis Johnson, Jes Goodwin, Dave Andrews or John Blanche!

The Armies on Parade and Golden Demon painting competitions take pride of place each year at Games Day. Featuring some of the most original conversions and outstanding examples of painted miniatures, these competitions are simply not to be missed. Even those that attend Games Day without entering these events will appreciate the skill and craftsmanship that goes into each and every entry. But for those intending to do so this year, now's the time to start planning your entry!

CITADEL FINECAST™



The Captain's face bears the same scars, bionic eye and service studs as he does in John Blanche's original artwork, shown below.



The power fist bears the mark of the Imperial Laurel, a badge of honour granted only to those who have proven their courage in battle.



Games Day 2012 Miniature

Every Games Day features an exclusive miniature that is only available at that year's event. 2012's Games Day miniature is the first in Citadel Finecast and is a heroic Blood Angels Captain designed by Juan Diaz. The model is based on the Captain from the 2nd edition Warhammer 40,000 cover by John Blanche. To the left, you can see the model painted to look exactly like the artwork by 'Eavy Metal's Kornel Kozak.

Juan: I first started playing when the 2nd edition Warhammer 40,000 game was released. The box art has always appealed to me, and even now its image reminds me of victories past. When we first had the idea of celebrating 25 years of Warhammer 40,000 with a commemorative Games Day miniature, it didn't take us long to decide which – John's Blood Angel's Captain was so iconic and represented such an important cornerstone in the history of the game. It was the perfect candidate.

Kornel: Matching the paintwork of a character from a piece of 2D art on a 3D model doesn't always work, but such was the quality of both the artwork and the miniature that it was surprisingly easy to achieve. Juan managed to capture the Captain's dynamic pose to perfection, making it a joy to paint despite being a challenging colour scheme to match. I painted the black flames on the power fist and legs, even the reflections glinting off his armour, as faithfully as possible to try and fully capture John's original vision.

ARMIES ON PARADE™

Having started worldwide last year, Armies on Parade is back, and will be more hotly contested than ever before! The winner of every Hobby Centre's Parade Day will be on display at the national final at Games Day, competing for the top prize, ensuring that the each army will be of the very highest quality. The Armies on Parade final will certainly be a spectacle worth seeing.

Contact your local Hobby Centre for the full details about when they will be holding their Parade Day and how you can qualify for the final at Games Day.



The Armies on Parade final at Games Day features the best of the best – the winners of every Hobby Centre's Parade Day. As you can see here, competition is fierce!

2012 Games Day Calendar

Each year, Games Days take place in countries all across the world. No matter which Games Day you choose to attend, you will be able to take part in Golden Demon, Armies on Parade and the myriad other activities that take place, as they all play host to the same events.

Each Games Day is packed with special guests from the Design Studio, vast stocks of Forge World products that you can pick up on the day, and maybe even your favourite Black Library author! To make sure that you don't miss out, we've included the 2012 Games Day calendar below:

Spain	Sunday 1st July
North America	Saturday 28th July
Germany	Sunday 12th August
Australia	Sunday 9th September
UK	Sunday 23rd September
Italy	Sunday 14th October
France	Sunday 28th October

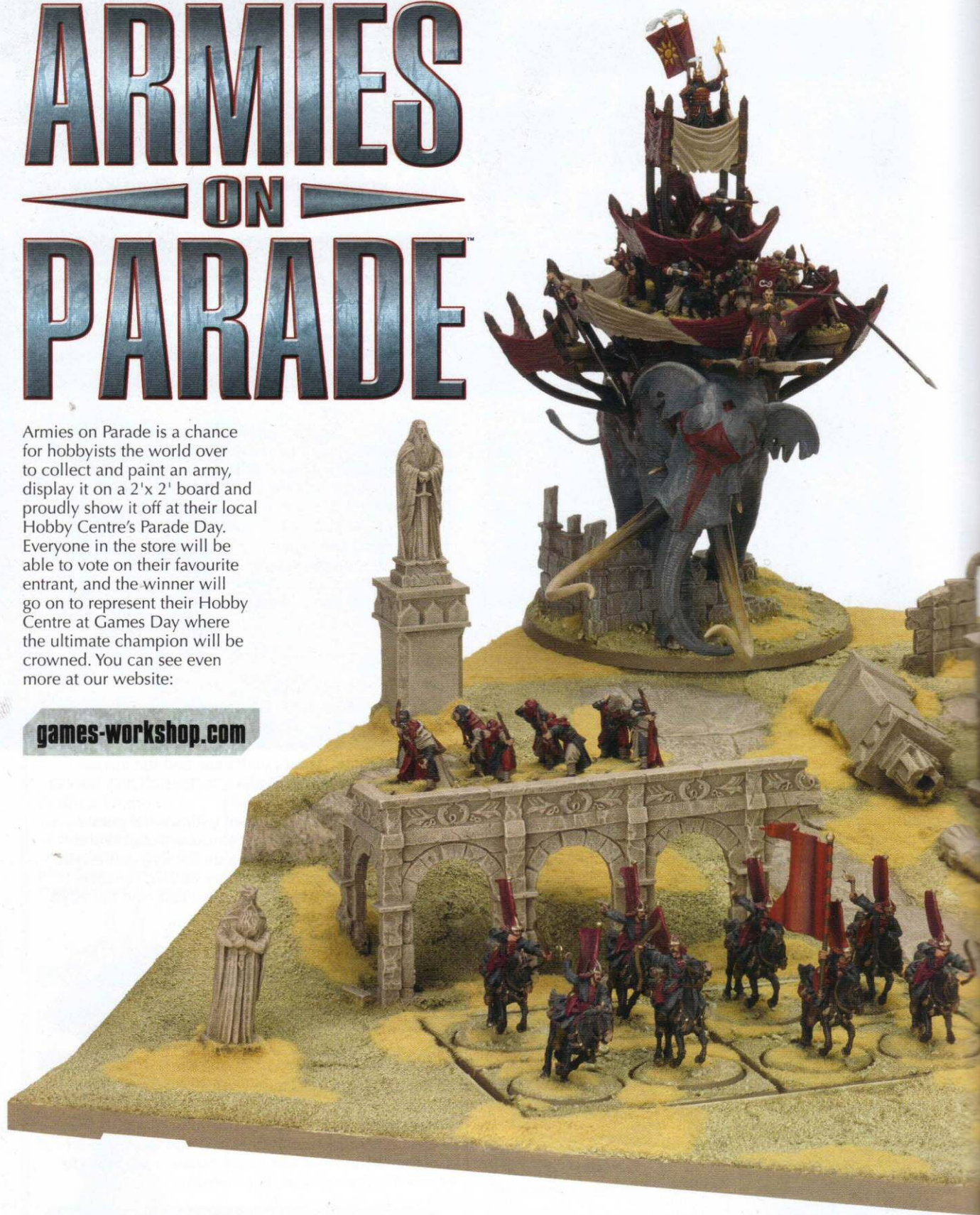
For more up-to-date Games Day information and to find out which guests to expect and how to enter Golden Demon and Armies on Parade, remember to check the Games Workshop website:

games-workshop.com

ARMIES ON PARADE™

Armies on Parade is a chance for hobbyists the world over to collect and paint an army, display it on a 2'x 2' board and proudly show it off at their local Hobby Centre's Parade Day. Everyone in the store will be able to vote on their favourite entrant, and the winner will go on to represent their Hobby Centre at Games Day where the ultimate champion will be crowned. You can see even more at our website:

games-workshop.com




DAN HARDEN'S HARADRIM

Dan Harden writes the What's New Today blog over on the Games Workshop website. He entered his Army on Parade into the Warhammer World store's Parade Day last year.

Dan: When I started my Armies on Parade project for Games Day 2011, I was immediately drawn to the rich background of The Lord of the Rings. I've always had a bit of a soft spot for the Fallen Realms, so a combined force of Khandish Horsemen and Harad Raiders led by the Betrayer and Suladân the Serpent Lord was the ideal choice for me. It also gave me the opportunity to paint a colourful force that would really stand out on the battlefield

When I planned out the board, I knew that I wanted to use the Osgiliath Ruins set – the architecture is perfect for a display. I started to plan out how my army would look marching through a ruined Harad city, where the buildings had slowly fallen into disrepair and been claimed by the desert sands. It did take a bit of chopping and cutting to get the buildings to fit around the hill, but I think that the end result nicely frames the army without being overwhelming. Now I've just got to start work on this year's display!



The Mûmak is the biggest model I have ever painted, but easily one of the most fun, too. It certainly helps to add real impact to the look of the army. Overall it took around three weeks to paint it, during which time it dominated my painting table and intimidated all the other models nearby!



CITADEL®

BATTLEFIELD TERRAIN

The battlefields of the Warhammer world and the 41st Millennium are deadly realms, full of deleterious terrain such as poisonous forests, magical ruins, bolter-riddled monuments and impregnable bastions.

The Citadel scenery range is full of evocative and detailed plastic kits designed to capture the unique feel of our gaming worlds – perfect for building exciting battlefields to fight over, as well as forming the basis for your Armies on Parade entry.

ARCANE RUINS

This 55-piece set includes six columns, six ruined columns, an obelisk and scenic base.

WITCHFATE TOR

This box set contains one modular four storey tower with internal details and optional floor positions. It's big enough to house a unit!

FORTIFIED MANOR HOUSE

A large 134-piece kit that includes a chapel, a watchtower, a set of walls and an accessory frame.

TEMPLE OF SKULLS

In this box set you get one complete Temple of Skulls, a hill adorned with no less than six monstrous skulls!

WARHAMMER CHAPEL

The Warhammer Chapel is a 38-piece set that includes various Empire icons and accessories.

DREADSTONE BLIGHT

The ruined tower kit is an intricately detailed scenery piece with modular floor sections.

HONoured IMPERIUM

The Honoured Imperium set contains a 6" statue, a broken aquila and a section of ruined building.

SHRINE OF THE AQUILA

This impressive 10" high terrain piece can be assembled in several different ways.

Visit your local Games Workshop Hobby Centre to find all the battlefield terrain featured here. To order anything from the range, go to the Games Workshop website or check out the in-store order point.

games-workshop.com

IMPERIAL BASTION

The Imperial Bastion contains 85 components, including an Icarus-pattern lascannon.

MOONSCAPE

The Mooncape set comprises five different plastic crater designs to scatter across your battlefield.

AEGIS DEFENCE LINE

This kit consists of four double blast shields and four single sections, providing 28" of defence line.

SKYSHIELD LANDING PAD

This large kit is 12" wide and can have its external blast shields in a raised or lowered position.

IMPERIAL STRONGPOINT

This impressive, all plastic, set includes two Imperial Bastion kits and three Aegis Defence Lines.

Realm of Battle Gameboards

The Citadel Realm of Battle Gameboard is a modular gaming surface that uses six 2' by 2' highly detailed plastic tiles that can be set up in a variety of configurations. The two flat tiles are also available separately – perfect for your Army on Parade.

CITADEL REALM OF BATTLE GAMEBOARD

This set contains six individual 2' by 2' gameboard tiles, 32 plastic connectors, and a nylon zip-up bag with shoulder strap.

CITADEL REALM OF BATTLE GAMEBOARD EXTENSION

The extension set contains two flat 2' by 2' gameboard tiles, allowing you to increase your Realm of Battle to a mighty 8' by 4' in size.

SCENERY PAINTING PACK

Containing 400ml of brown paint, 200 grams of Scorched Grass, 25 grams of Static Grass, 118ml of PVA glue and a 2" scenery brush.



PAINTING WORKSHOP

MORTIS ENGINE

The Mortis Engine is a stunning centrepiece model, but can prove to be an intimidating modelling project to complete. But fear not, for Steve Bowerman is on hand to aid you in the task of building and painting a Mortis Engine of your own.

A Mortis Engine is an incredible piece of miniatures design, but is also a serious proposition when it comes to getting it ready to join your Undead legions. We tasked the Hobby Team's Steve Bowerman with breaking down this process into bite-sized chunks, showing how to paint each stage so that you can get the most from this majestic miniature.

One of the other aspects of the Mortis Engine is that its constituents parts have similarities to models found in the rest of the army – the swarm of Banshees, flickering green balefire and copious amounts of bone, for example. By learning the techniques that Steve demonstrates throughout this Painting Workshop, you can apply the same methods to painting almost everything else in your army! Read on to find out all about it. Over to Steve...



SUB-ASSEMBLIES



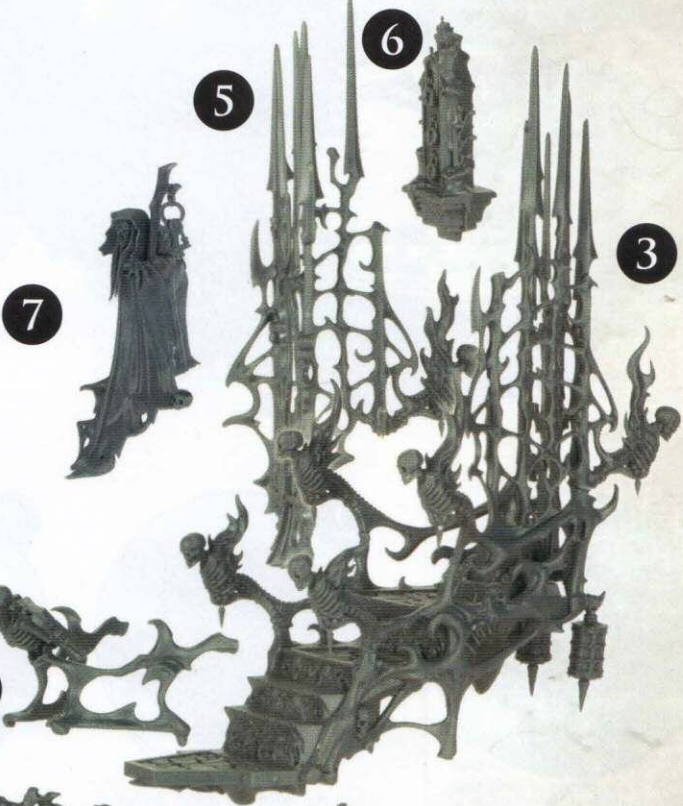
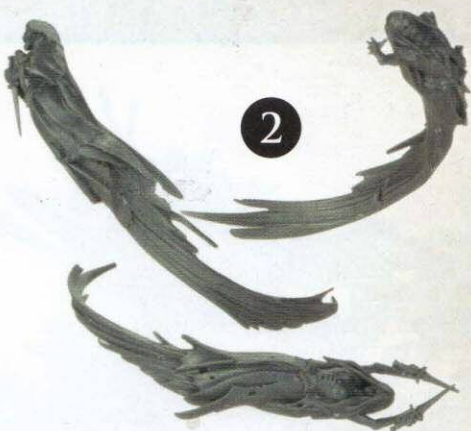
Steve: The first point to consider with such a large kit is whether or not you are better off gluing the entire model together before painting it, or building a number of sub-assemblies

and painting each of these separately. The Mortis Engine has been beautifully designed, with lots of negative space throughout the model. In order to make these areas easier to paint (or, in some cases, possible to paint at all), I recommend building the seven sub-assemblies (shown on the right) at this early stage.


Over the next few pages, I'll be explaining how to paint each of these sub-assemblies, and also how the simple techniques he used to paint them can be replicated on other models in the Vampire Counts army. By doing so, you can really help to unify the overall look of your army.

KEY

- 1. Spectral steeds and spirit horde
- 2. Banshees
- 3. The Mortis Engine
- 4. Lectern
- 5. Mortis Engine cage
- 6. The Reliquary
- 7. The Corpsemaster



SPECTRAL STEEDS AND SPIRIT HORDE



First of all, apply a basecoat of Astronomican Grey, before washing with a watered-down mix of 1:1 Hawk Turquoise and Asurmen Blue.



When the wash has dried, drybrush with Astronomican Grey.



Using a 1:1 mix of Astronomican Grey and Skull White, drybrush this area again, followed by another drybrush of pure Skull White.



Wash the recesses with a watered-down 1:1 mix of Hawk Turquoise, Asurmen Blue, then wash Thraka Green into a few depressions when the previous wash has dried.



Edge highlight the raised areas with Skull White.



Basecoat the weapons and armour with Chainmail.



Wash the weapons and armour with Asurmen Blue, then apply a few spots of Gryphon Sepia.



Edge highlight the metal areas with Mithril Silver for an unearthly glint.

BANSHEES



ROBES AND HAIR



To begin with, basecoat the Banshee with Astronomican Grey.



Wash the whole area with watered-down Shadow Grey.



Layer with Space Wolves Grey. When dry, layer with a 1:1 mix of Space Wolves Grey and Skull White.



Edge highlight with Skull White, then wash a few of the recesses with some watered-down Hawk Turquoise.

BANSHEE SKIN



Basecoat the skin with a 1:1 mix of Dark Flesh and Fortress Grey, then carefully basecoat the armour with Chaos Black.



Wash with Devlan Mud when to shade the flesh.



Layer with the same 1:1 mix of Dark Flesh and Fortress Grey.



Layer with a thin coat of Fortress Grey, then edge highlight with Skull White.



Basecoat the Banshee's teeth with Khemri Brown, then layer with Bleached Bone. Basecoat the eyes with Dark Angels Green before highlighting with Snot Green.



Paint the armour using the same method as for Stages 6-8 opposite, but without the Gryphon Sepia.

TOMB BANSHEES

The Banshees that circle the Mortis Engine are, in practise, no different to the Tomb Banshees that you can include in your Vampires Counts army (which is why the Mortis Engine can make a Ghostly Howl attack). You can use the same painting techniques displayed on this page for any Tomb Banshees in your army, or any other such ghostly models.



THE MORTIS ENGINE


Whilst gluing the components of this sub-assembly together, I decided that I'd leave the front and left sides of the bone cage as a separate, L-shaped corner piece. This allowed me greater access to every angle of the bone cage for the purposes of painting it. After finishing this stage, I then glued the missing corner into place along with the remaining components to complete the sub-assembly (as shown on the right).

I'll just add that the frame of the Mortis Engine could feasibly consist of a number of different materials. I chose to paint this frame as if it had been sculpted from bone, but there's no reason why it couldn't be made of dark metal, crystal, or even magic-nulling obsidian (no doubt in a vain attempt to keep the malevolent power bound within the Mortis Engine's tome or artefact in check).

If you're feeling really brave or are suitably confident in your painting skills, you could even try object source lighting, emanating from the balefire or the arcane artefact. The Mortis Engine painted by 'Eavy Metal's Mark Holmes features just such a technique (see page 6).



STONEMWORK



To start off, basecoat the stone steps with Charadon Granite.



Now apply a thick drybrush of Khemri Brown.



Wash the whole area with Devlan Mud to shade it.



When dry, apply another drybrush of Khemri Brown, but a bit lighter this time round.



Apply a light drybrush with Dheneb Stone, then apply an edge highlight with Dheneb Stone to help add further definition.



Stipple the area sparingly with Gretchin Green to provide the area with a mouldy look.

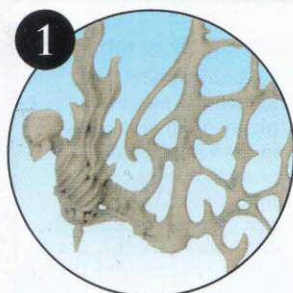


Wash a few of the flagstones with either Ogryn Flesh or Thraka Green to help weather and age them.

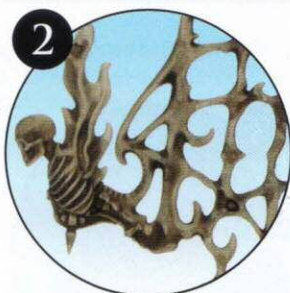


Similar techniques can be used on gravestones or other similar components throughout the army.

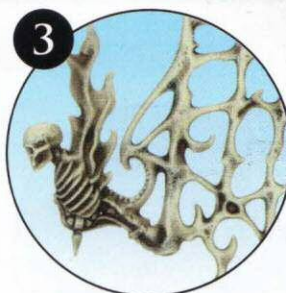
SKELETONS AND BONE FRAMING



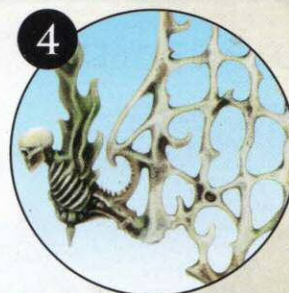
To begin with, basecoat the bone sections with Dheeb Stone.



Wash the whole area with a 1:1 mix of Devlan Mud and water.



Drybrush with Bleached Bone, then apply a drybrush with a 1:1 mix of Bleached Bone and Skull White.




Wash the recesses with Devlan Mud, then sparingly apply Thraka Green to some of these areas. Edge highlight with Skull White to finish.

THE ARTEFACT



Basecoat the locks and casket with Boltgun Metal, then basecoat the candle wax with Khemri Brown.



Wash the metal with Badab Black, then wash the wax with Gryphon Sepia.



Apply a wash of Devlan Mud to the metal. Layer Desert Yellow onto the surrounding areas of wax.



Edge highlight the metal with Mithril Silver. Layer the wax with a 1:1 mix of Desert Yellow and Bleached Bone, then pure Bleached Bone.

BALEFIRE



Firstly, basecoat the flames and in between the skeletal brazier's ribs with Snot Green.



Wash these areas with Thraka Green.




Layer with Snot Green, then highlight with a 1:1 mix of Snot Green and Scorpion Green.



Highlight with Scorpion Green before carefully edge highlighting with a 1:1:1 mix of Scorpion Green, Skull White and Sunburst Yellow.


TOME OF THE DAMNED



Basecoat the pages with Khemri Brown.



Wash the pages with Devlan Mud to shade them and provide some depth.



Layer with Desert Yellow when dry for a parched look.



Using a 1:1 mix of Desert Yellow and Bleached Bone, layer the pages, then edge highlight with Skull White when dry.

BONES AND SKELETONS


As with painting the Banshees on the Mortis Engine, the same techniques used to paint the bone framing above can be used throughout the Vampire Counts army. From the hordes of Skeleton Warriors and Wights of the Grave Guard to the fanged skull of the Cairn Wraith or even the dread countenance of Krell himself, the methods used to paint the bone will work perfectly on many other models in your army.

For the sake of speed, I suggest that you paint the bone stages first on any Skeleton Warriors – you will soon be painting over the surrounding areas, so you needn't be overly neat!




THE CORPSEMASTER


DANK ROBES



Heavily drybrush the cloak with Dark Angels Green to start with.



Layer the edges of the cloak with a 1:1 mix of Dark Angels Green and Rotting Flesh.



Repeat Stage 2, but this time with a 1:3 mix of Dark Angels Green and Rotting Flesh.



Edge highlight the raised areas of the cloak with Rotting Flesh.



Drybrush the bottom of the cloak with Graveyard Earth for a dirtier overall look.



For the hood, repeat Stages 1-5 for painting the robes, but substituting Scorched Brown in place of Dark Angels Green.

GRAVE ROBINING

Remember that there are plenty of other models in the Vampire Counts army that wear robes that are similarly rank and mouldy, such as Necromancers or Cairn Wraiths. By altering the main colour, you can paint any robes this way.



DYING FLESH



Basecoat the flesh with Dheneb Stone.



Wash this area with Ogryn Flesh to shade.



Apply a second wash, but this time with Leviathan Purple.



Layer the flesh with Kommando Khaki, then carefully pick out the blindfold with Chaos Black.



First layer the flesh with Bleached Bone, then edge highlight with Skull White.



Edge highlight the blindfold with Codex Grey, the tongue with Leviathan Purple and teeth, Bleached Bone.

MATTED HAIR



Basecoat the hair with Khemri Brown.



Wash the hair with Badab Black, then Devlan Mud when dry.



Edge highlight the hair with Codex Grey.

THE DREAD STAFF



Basecoat the staff with Scorched Brown.



Wash with Devlan Mud. When dry, layer with Bestial Brown.



Highlight with a 1:1 mix of Bestial Brown and Bleached Bone.

THE FINISHED MORTIS ENGINE

With all the sub-assemblies now fully painted, it's time to build the finished Mortis Engine. All you need to do now is base the model to match the rest of your army.




The balefire effect can also be used on Corpse Carts or Hexwraiths to name but a few other units.



I used the same effect for the balefire on this lantern for an eerie light effect.



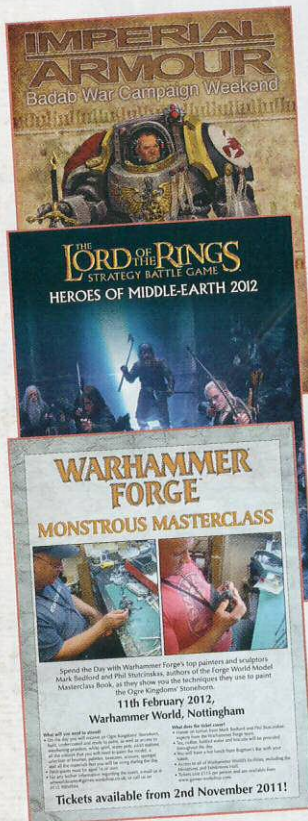
The Corpsemaster's potion was also painted using a similar method, but using successive blends instead.



I picked out some details on the ancient tome with a Fine Detail Brush for a more authentic look.



WARHAMMER WORLD



Just a selection of the many events and activities you can take part in at Warhammer World each year.

At the heart of the hobby lies Warhammer World, our gaming arena and visitor centre. We caught up with the Warhammer World team to see what this incredible venue has to offer.

Warhammer World is our unique visitor centre dedicated to celebrating every aspect of the hobby, visited every year by more than 70,000 enthusiastic hobbyists; and Zak Gucklhorn, Warhammer World's Gaming Hall Manager, couldn't be prouder.

Zak Gucklhorn: Warhammer World is our exciting visitor centre which offers an inspirational experience for everyone, here at the home of the hobby. Situated at our industrious head office in Nottingham, where everything Games Workshop is designed and created, Warhammer World is a popular destination for visitors from around the world, as well as for the many staff who work here. There are no words that can describe the feeling of awe and wonder, the first time you set foot in the Gaming Hall; a castle courtyard setting which has to be seen to be believed.

We have something for everyone, whether you're a seasoned gamer taking part in one of our Throne of Skulls gaming events, or a parent relaxing in the comfortable surroundings of Bugman's bar, I am confident you will be pleasantly

surprised by what we have to offer. Even if you've visited us previously, there is always something new to see and do!


But enough from me, I'd like to hand over to the devoted members of the Warhammer World team, who will tell you even more about what we have to offer. I look forward to seeing you at Warhammer World in the near future.

Warhammer World Hobby Centre

Paul Hickey: Here at the Warhammer World Hobby Centre, you can expect everything you might be able to find at any other Games Workshop store, and so much more! My team of staff are always on hand to help you out with whatever you need, whether it be tips on painting, hobby advice or just help with deciding what to get next! If you're new to Games Workshop, or fancy trying something new, then why not pop in to have an introductory game with one of us? You can also take part in regular beginners lessons, or even join the store club, the Blood Knights, which meet here every Wednesday night.

As Warhammer World sits just above the mighty Citadel factory, you can order

BUGMAN'S AND THE MINIATURES HALL



The newly refurbished Citadel Miniatures and Exhibition Hall.

anything from our entire Available To Order range and, if what you want is in stock and you order it before 2.00pm, you will be able to collect your models on the same day! We also offer the same service with Forge World models, a lot of which you can buy over the till, and if we don't have what you're after in stock, we will send it home to you, delivery free of charge. I hope we see you soon!

Bugman's Bar

Of course, a gaming arena such as the great hall wouldn't be complete without an authentic Dwarf bar in which to relax...

Adam Wood: I am privileged to be a veteran at Bugman's Bar, both as a customer and a member of staff. It's incredible to be able to meet so many passionate hobbyists;

our regular visitors frequently rub shoulders with travellers from far off lands. When Warhammer World hosts an incredible gaming event or masterclass, it is always a joy to be able to swap ideas with so many great people.

Going into the Gaming Hall is an inspiring sight, whether I'm delivering drinks to gaming tables heaving with world class miniatures or readying my army to receive a sound thrashing. It always strikes me that there can't be a better place to showcase our hobby. Where else can you game in a castle courtyard just a short stroll from a fresh pint of Bugman's XXXXXX (or coffee, smoothie, milkshake, cake, feast, chat with our staff)? And the sight of watching our customers' eyes bulge as we present the Belly Buster burger from our hearty menu will never get old!



Sculpted by Ali Morrison, the superb Josef Bugman miniature is available exclusively from Bugman's Bar



Ali has perfectly captured the mood and demeanour of the Dwarfen master-brewer in intricate detail.



Willing to beat his opponents with anything close to hand, Bugman's axe can be swapped for a bar stool.





Mark Bedford and Phil Stutcinkas pass on their painting expertise at the Forge World Masterclass.

Exhibitions and Displays

Lise Ward: With detailed miniatures, stunning paint jobs and original illustrations there's lots for us to show you at Warhammer World. I look after our exhibitions, with the Citadel Miniatures Hall as the centrepiece.

Looking at miniatures in your Codex, or the 360 degree images online, you only see a fraction of the work that's gone into them. The Citadel Miniatures Hall is dedicated to showing off the finest examples of painted miniatures, with the majority painted by Games Workshop's 'Eavy Metal team. Hobbyists and non-hobbyists walk into the Citadel Miniatures Hall and gasp, there's no comparison to seeing the real thing!

Delving into the archives, pulling artwork from storage or hunting out miniatures, there's something new for you to see almost every month. It's great to discover how your hobby has developed, and find out some of what happens behind the scenes. One visit you'll be grabbed by an iconic piece of art, and the next time spot a newly released miniature – you'll always find something new to inspire you.

Warhammer World Gaming Hall


Nick Bayton: Even for those of us lucky enough to come to work at Warhammer World every day, the majesty and sheer scale of the Warhammer World Gaming Hall still blows us away! It's great to still see the look of shock and awe on the faces of people coming to an event for the first time – this place truly has to be seen to be believed. Converted just over ten years ago by such hobby luminaries as Dave Andrews, Michael and Alan Perry and Mark Chambers, the Warhammer World Gaming

Hall transports you into an Empire castle courtyard, complete with Imperial frescos on the walls, gargoyles and propaganda posters! There really is no better place to experience Warhammer at its best.

There is also plenty of hobby goodness to see in our hall – we have a number of big cabinets showing off armies, new releases and the like, as well as full information about our upcoming events. We've also put in huge projector screens so we can display results and updates during our events, which look spectacular (word on the grapevine we'll be watching the Ultramarines movie or playing the new Space Marine computer game on them at some point... watch this space!). I look forward to seeing you here!



The prestigious Throne of Skulls trophy depicts non other than Khorne, the Blood God himself.



EVENTS AT WARHAMMER WORLD

Adam Snook: Here at Warhammer World, we run a host of events to suit all hobbyists. If you love testing your skill as a general against all comers, then the Throne of Skulls gaming events are for you; perhaps you want to play alongside a friend and experience the event together? If so, our Doubles Weekends will be right up your street! And if you've always wanted to play in the perfect campaign that every hobbyist dreams of, together with a whole team of your friends, then our narrative Campaign Weekends are for you. Each of our gaming events offers something different, but they all have one thing in common: at the heart is a great community of players, all indulging in their favourite game for a whole weekend.

For those of you with a mind towards improving your hobby skills, then you'll want to check out our Masterclass events. A new addition to our calendar, these one-day events offer you the chance to get your hands on tutorials from some of the top talents at Games Workshop, including painters, sculptors and scenery makers from the Design Studio and the Warhammer World Scenery team. Rest assured, they're not to be missed!

Upcoming Events

Nick: So, I've managed to sneak under the radar long enough to tell you about some

of the awesome action we have coming up this year... this really ought to be secret (don't tell the Inquisition!), but if you can keep it to yourselves...

We have loads of great events planned in for this year – we will see the second half of the fantastic Badab War Campaign, loads more great Throne of Skulls events, even more Doubles Weekends than we had last year, and some truly epic Masterclass events that you will not want to miss. There will be another Planetary Empires Campaign Weekend, and a really exciting, brand new event called The Forge Wor...

+++DELETED BY THE INQUISITION+++

We are always looking to add even more cool bits into our events – look out this year for exclusive merchandise, festival-style wristbands, visits from Black Library, Forge World and Design Studio guests and extras, such as one-off decks of cards for certain events. We want to make our gaming events into a weekend-long experience, so we are going to carry on putting on Friday and Saturday night entertainment, such as the ever-popular hobby pub quizzes, mini-games, film screenings, seminars and more!

This year is going to be like nothing that has come before here at Warhammer World. Make sure you're part of it!



Games Workshop
Willow Rd
Lenton
Nottingham
England
NG7 2WS

The Venue Team

To make a general enquiry, reserve gaming tables or even arrange a full event, simply contact the Warhammer World Venue Team:

Tel: 0115 900 4994

Email: whworldvents@games-workshop.co.uk

The Store

To book a few gaming tables, or find out about activities going on in the store, just call the helpful guys in the Warhammer World Store:

Tel: 0115 916 8410

FORTHCOMING EVENTS

GWWarhammerWorld
@GW_WHWorld



WARHAMMER THRONE-SKULLS WARHAMMER

THRONE OF SKULLS – MARCH 2012



Come and spend two days in our fantastic Warhammer-themed gaming venue, play five awesome games, see some great armies and swap war stories. If you want to make a weekend of it, come down on Friday evening and pre-register for the event, get dinner in Bugman's and then take advantage of the late night gaming until 22:00.

17th–18th March 2012, Warhammer World, Nottingham
Tickets available from 7th December 2011

What will you need to attend?

- A fully painted and based 2,000 point Warhammer army.
- A copy of the Warhammer 40,000 rulebook and your relevant army book, as well as dice, templates and a tape measure.
- Food and accommodation for the weekend (not included in the ticket price).
- The Forge World and Warhammer World Events Guide, which can be purchased in advance from the Warhammer World website or at the event.
- For any further information regarding the event, email us at whworldvents@games-workshop.co.uk or call us on 0115 9004994.

What does the ticket cover?

- Five great games of Warhammer over the weekend.
- Lunch on Saturday and Sunday, and an evening meal on Sunday.
- Early registration between 18:00–20:00 on Friday night and open gaming until 22:00.
- Expert commentary on Saturday morning, including a Q&A session with the Forge World and Warhammer World Events Guide.
- Access to all of Warhammer World's facilities, including the Design Studio.
- Tickets cost £15 per player and are available from www.games-workshop.com.

WARHAMMER REALM OF BATTLE MASTERCLASS



Come and spend the day with our scenery experts creating your own Citadel Realm of Battle Gameboard. Over the course of the day you will get to paint, finish and take away your very own Citadel Realm of Battle Gameboard to fight a thousand thrilling battles in the comfort of your own home.

Saturday 31st March 2012, Warhammer World, Nottingham

What does the ticket cover?

- Entry into the Masterclass.
- A Citadel Realm of Battle Gameboard.
- New brushes of design and finish for your gameboard.
- All the paint and materials you will need to paint your gameboard.
- Participants must be 12+; participants between the ages of 12–17 must be accompanied by a responsible adult.
- Tickets on sale 3rd January 2012, available from www.games-workshop.com.
- Please see this Masterclass for extremely limited, so please book early to avoid disappointment.

WARHAMMER 40,000 | LORD OF THE RINGS | THE WHEEL OF TIME

WARHAMMER 40,000 THRONE-SKULLS WARHAMMER 40,000 THRONE OF SKULLS SPRING 2012



Come and spend two days in our fantastic Warhammer-themed gaming venue playing five awesome games, seeing great armies and swapping war stories. For those wanting to make a weekend of it, come down on Friday evening and pre-register for the event, play some social games in the gaming hall until 22:00 and grab dinner in Bugman's.

28th–29th April 2012, Warhammer World, Nottingham

What will you need to attend?

- A fully painted and based 2,000 point Warhammer 40,000 army, as well as your copy of your army book.
- A copy of the Warhammer 40,000 rulebook and your relevant army book, as well as dice, templates and a tape measure.
- Food and accommodation for the weekend (not included in the ticket price).
- The Forge World and Warhammer World Events Guide, which can be purchased in advance from the Warhammer World website or at the event.
- For any further information regarding the event, please email us at whworldvents@games-workshop.co.uk or call us on 0115 9004994.

Tickets available from 3rd January 2012!

FIND OUT MORE ABOUT THESE AND OTHER EVENTS AT WARHAMMER WORLD
FACEBOOK, TWITTER AND ON WWW.GAMES-WORKSHOP.COM

EVENTS DIARY

Conquer the world at tournaments and learn new skills at hobby days! Events are your opportunity to immerse yourself fully in the hobby with, potentially, people from all over the world. Events are the places to spend your weekends.

January 2012

January 14th



WARHAMMER CAMPAIGN WEEKEND: SHADOWS OVER ALBION

Date: Saturday 14th–15th January, 2012

Venue: Warhammer World, Nottingham, England

Age Limit: 16+

Details: Spend a great weekend slaying mages and monsters as part of a team of four players in this Storm of Magic themed Campaign Weekend. Have you got what it takes to claim Albion for your own?

Using the Storm of Magic Expansion, play in five unique games over the weekend with armies of varying sizes up to 2400 points.

Tickets: £58 per player, available online or by calling 0115 91 40000

Contact: whworldevents@games-workshop.co.uk

Website: www.games-workshop.com



January 21st



'EAVY METAL MASTERCLASS: DARK ELDAR WYCHES

Date: 21st January, 2012

Venue: Warhammer World, Nottingham, England

Age Limit: 16+

Details: Spend the day with 'Eavy Metal's Mark Holmes, Dave Heathfield and Matt Kennedy as they show you some of the techniques used to paint the miniatures seen in our Rulebooks and Army Books.

Tickets: £105 per person, available online or by calling 0115 91 40000

Contact: whworldevents@games-workshop.co.uk

Website: www.games-workshop.com



January 28th



WARHAMMER 40,000 THRONE OF SKULLS

Date: Saturday 28th–29th January, 2012

Venue: Warhammer World, Nottingham, England

Age Limit: 16+

Details: Come and spend two days in our fantastic Warhammer themed gaming venue playing five awesome games of Warhammer 40,000, seeing great armies and swapping war stories.

Tickets: £58 per player, available online or by calling 0115 91 40000

Contact: whworldevents@games-workshop.co.uk

Website: www.games-workshop.com



FIND OUT WHAT'S GOING ON AT WARHAMMER WORLD AND YOUR LOCAL HOBBY CENTRE WITH
FACEBOOK, TWITTER AND ON WWW.GAMES-WORKSHOP.COM

February 2012

February 4th

WARHAMMER

HEROES OF MIDDLE-EARTH

Date: 4th–5th February, 2012

Venue: Warhammer World, Nottingham, England

Age Limit: 12+ (Under 16s must be accompanied by an adult)

Details: Play six games of The Lord of the Rings Strategy Battle Game using both Good and Evil armies, meet new players, see beautifully painted forces and enjoy everything Warhammer World has to offer!

You will need two 700 point armies, one Good and one Evil, selected from either the rulebook or the Legions of Middle-earth Expansion, to play in six Games of The Lord of the Rings Strategy Battle Game.

Tickets: £58 per player and includes lunch and desserts on both days, an evening meal on the Saturday, and a host of themed The Lord of the Rings evening activities for you to take part in, including a pub quiz.

Tickets are available from Customer Services on 0115 91 40000 and from www.games-workshop.com

Contact: 0115 900 4994 or email the Warhammer World Events Team at whworldevents@games-workshop.co.uk



February 11th

WARHAMMER

WARHAMMER FORGE: MONSTROUS MASTERCLASS

Date: 11th February, 2012

Venue: Warhammer World, Nottingham, England

Age Limit: 16+


Details: Spend the Day with Warhammer Forge's top painters and sculptors Mark Bedford and Phil Stutcinkas, authors of the Forge World Model Masterclass Book, as they show you the techniques they use to paint the Ogre Kingdoms' Stonehorn.

On the day you will receive an Ogre Kingdoms' Stonehorn, built, undercoated and ready to paint, as well as access to weathering powders, water pots, paint stations, all the colours that you will need to paint the model, a selection of brushes, palettes, tweezers, scissors, sponges and all the materials that you will be using during the day.

Tickets: £115 per person and includes tea, coffee, bottled water and biscuits throughout the day, as well as a hot lunch from Bugman's Bar with your tutors.

Tickets are available from Customer Services on 0115 91 40000 and from www.games-workshop.com

Contact: 0115 900 4994 or email the Warhammer World Events Team at whworldevents@games-workshop.co.uk



February 25th

WARHAMMER

WARHAMMER 40,000 DOUBLES WEEKEND

Date: 25th–26th February, 2012

Venue: Warhammer World, Nottingham, England

Age Limit: 12+ (Under 16s must be accompanied by an adult)

Details: Come along with your gaming partner and spend the weekend at Warhammer World playing great games, meeting new opponents and swapping your best war-stories.

You will need two fully painted and based 875 point armies. The Doubles Rules Pack and Event Guide are available to download from www.games-workshop.com under the Warhammer World section.

You will take part in five games over the weekend with early registration and open gaming on Friday evening. Lunch on Saturday and Sunday and evening meal on Saturday are included in the ticket price. There will be organised entertainment activities on Saturday evening including a quiz!

Tickets: £90 per two player team, available from Customer Services on 0115 91 40000 and from www.games-workshop.com

Contact: 0115 900 4994 or email the Warhammer World Events Team at whworldevents@games-workshop.co.uk



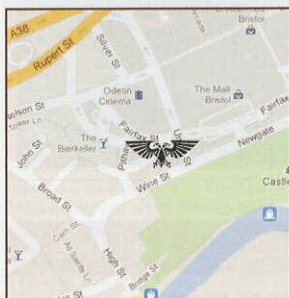
YOUR LOCAL STORE



BRISTOL



www.facebook.com/GWBristol



Over the coming months we're touring the country, looking at the most exciting hobby events and activities in Games Workshop stores near you, and we begin with GW Bristol.

Bristol is home to a fantastic Games Workshop Hobby Centre which, having recently moved to a glorious new site, can be found near the very centre of the city.

The Bristol store boasts a number of figure cabinets, all burdened under the weight of loads of fabulously painted armies and miniatures, on display for you to marvel over and draw inspiration from.

Most recently, Jay Goldfinch, a regular customer at the Bristol Hobby Centre entered and ultimately won the Armies on Parade trophy at last year's Games Day – the very first to win the competition in the UK. You can view Jay's darkly cinematic Necron army in all its glory at the Bristol Hobby Centre and, while you're there, view many of the other superbly

painted miniatures on display in the store's cabinets.

And if, like Jay, you have designs on entering this year's Golden Demon or Armies on Parade painting competitions, have a chat with the Bristol store staff – they'll be more than happy to talk to you about your hobby and share their points of wisdom, together with modelling and painting tips and techniques.

Games Workshop Bristol


33b Wine Street

Bristol

BS1 2BQ

Tel: 0117 925 1533

Below: Jay Goldfinch's exquisite Armies on Parade winning entry.





BIRMINGHAM



www.facebook.com/GWBirmingham

From the West Country to the West Midlands, next stop on our whirlwind tour of Games Workshop Hobby Centres is GW Birmingham, at the heart of Britain's Second City.

Situated in the city centre, the new Birmingham Hobby Centre is just a five minute walk from Birmingham's New Street train station and the world famous Bull Ring shopping centre.

Having recently relocated to a new premises, the new store boasts a huge amount of space allowing you and your friends to come in and enjoy games of Warhammer, Warhammer 40,000 and The Lord of the Rings on almost any scale – from small skirmish battles to immense nation-spanning wars! Not only that, but with all the hobby zones around the store, there's plenty of opportunity for you to get your latest recruits assembled, painted and ready for the battle ahead.

Games Workshop Birmingham played

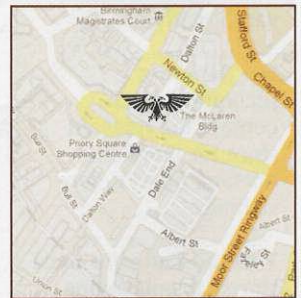
a crucial role in last year's superb Games Day mega battle, as the staff worked tirelessly to construct The Lonely Mountain from Tolkien's The Hobbit, which served magnificently as the backdrop to the equally impressive Five Armies that did battle across the mountain's foothills.

Visit the Birmingham Hobby Centre today to find out what they're getting up to, and how you can take part.

Games Workshop Birmingham

36 Priory Queensway
Birmingham
B4 7LA

Tel: 0121 233 4840



FIND OUT WHAT'S GOING ON AT YOUR LOCAL HOBBY CENTRE WITH
FACEBOOK, TWITTER AND ON
WWW.GAMES-WORKSHOP.COM

STORE FINDER

OPENING TIMES

Games Workshop stores can be found up and down the land, in cities and towns, on high streets and in shopping centres. Consequently, the opening hours of individual stores may vary greatly.

We therefore recommend you contact the relevant store for individual opening times before visiting.

You can find your local store's details online with our Store Finder:

www.games-workshop.com

Hobby Centres are Games Workshop's own retail outlets. Each store provides gaming and painting facilities and is staffed by expert hobbyists.

Full range of products

All our Hobby Centres stock a full range of Warhammer 40,000, Warhammer and The Lord of The Rings games and models as well as all the hobby materials you need to collect, build and paint your armies.

In-store order point

All our Hobby Centres also have a webstore order point through which you can choose from our entire range of Citadel miniatures, including the Specialist Games and Collectors ranges and the ever-expanding range of Bitz Packs which allow you to further customise and add character to your armies.

What's more, if you have your order sent to your local Hobby Centre, we'll send it POST FREE!

Free painting & modelling advice

No matter what your level of painting or modelling skill, if you spend 30 minutes with one of our members of staff you will see those skills improved and might find out something you never knew.

Free gaming & tactics advice

All our staff are experienced gamers (after all it's what they do for a living!). They can give you sound tactical advice, help you build battle-winning armies and clear up most of your rules queries.

Free Beginners programme

Our special Beginners programme teaches you how to play and helps you take your first steps into the Games Workshop hobby. All you need to do is come along.

GAMES WORKSHOP® INDEPENDENT STOCKISTS

Games Workshop Independent Stockists are official sellers of Games Workshop games and hobby products.

IN YOUR LOCAL AREA

With over 2000 locations worldwide there is never a stockist very far away, making them perfect for that quick resupply or hobby need.

MOST POPULAR STOCK LINES

Independent Stockists carry our most popular products, so you're more likely to find exactly what you're looking for!

Games Workshop products are sold by a large number of shops in many different countries across the world.

IN THIS DIRECTORY

Full listings of all the stores that sell Games Workshop products across the UK, parts of Europe, South America, South Africa, the Middle East and Far East.

AROUND THE WORLD

If you're unsure where your nearest stockist is located, anywhere in the world, call Customer Services on: +44 (0) 115 91 40000



GAMES WORKSHOP® PREMIUM STORES

Games Workshop Premium Stores are a select group of independent retailers located across the UK and Europe that offer a 'complete hobby experience', more akin to a GW Hobby Centre than a traditional independent stockist.

- Premium Stores offer a wide range of Games Workshop products.
- They also offer a Mail Order service giving you access to the entire Games Workshop range.
- The knowledgeable staff of these stores offer painting and modelling lessons and can help devise killer tactics for your armies.
- Premium Stores also have a number of gaming tables to hold in-store tournaments, bespoke mega battles or general open-play gaming.

Check out the full store listings to find your local Premium Store!

If you are an independent retailer and you think you could be our next Premium Store, then why not give us a call?

FOR MORE INFORMATION, CALL: 08700 134411

STORE LISTING

January 2012

AVON

GW BRISTOL:

33b Wine Street,
BS1 2BQ Tel: 0117 925 1533
facebook.com/GWBRistol

GW BRISTOL (CRIBBS CAUSEWAY):

Unit 129, The Mall,
BS34 5UP Tel: 0117 959 2520
facebook.com/GWCribbsCauseway

BRISTOL, Antics Model Shop:

BS1 4DB Tel: 01179 29 7444

BRISTOL, Area 51:

BS7 8BA Tel: 01179 244655

BRISTOL, Cut and Thrust Wargaming:

BS2 0EJ Tel: 01173 820 021

CRIBBS CAUSEWAY, HobbyCraft:

BS34 5TS Tel: 0845 051 6524

BEDFORDSHIRE

GW BEDFORD:

10 Greyfriars,
MK40 1HP Tel: 01235 427 3663
facebook.com/GWBedford

BEDFORD, Close Encounters:

MK40 1PW Tel: 01235 270777

DUNSTABLE, Parallel Worlds:

LUS 4AN Tel: 01582 468 200

HARPENDEN, Lorna's:

AL5 1LH Tel: 01582 769 284

LEIGHTON BUZZARD, 8 Model Shop:

LUT 1FA Tel: 01525 373357

BERKSHIRE

GW MAIDENHEAD:

1 Kingsway Chambers, King Street,
SL6 1EE Tel: 01628 863 1747
facebook.com/GWMaidenhead

GW NEWBURY:

114 Bartholomew Street,
RG14 5DT Tel: 01634 540 348
facebook.com/GWNewbury

GW READING:

29 Oxford Road,
RG1 2QA Tel: 0118 959 8693
facebook.com/GWReading

GW WINDSOR:

Unit 3, 6 George V Place,
SL4 1QP Tel: 01753 861087
facebook.com/GWWindsor

HENLEY ON THAMES, Henry Model Miniatures:

RG9 1AG Tel: 01491 572654

READING, HobbyCraft:

RG1 3HS Tel: 0845 051 6532

WINDSOR, WJ Daniels:

SL4 1DP Tel: 01753 862106

BIRMINGHAM AREA

GW BIRMINGHAM:

36 Priory Queensway,
B4 7LA Tel: 0121 231 4840
facebook.com/GWBirmingham

GW DUDLEY:

Unit 36, Merry Hill Centre,
DY5 1SP Tel: 0121 448 1810
facebook.com/GWDudley

GW SOLIHULL:

690 Warwick Road,
B91 3DX Tel: 0121 705 7997
facebook.com/GWSolihull

GW SUTTON COLDFIELD:

36 Birmingham Road,
B72 1QQ Tel: 0121 354 3174
facebook.com/GWSuttonColdfield

GW WALSALL:

Unit 26, Old Square Shopping Centre,
WS1 1QF Tel: 01922 572 5287
facebook.com/GWWalsall

GW WOLVERHAMPTON:

9 King Street,
WV1 1ST Tel: 0190 231 0466
facebook.com/GWWolverhampton

BIRMINGHAM, Console Games:

B45 0UD Tel: 0121 457 7736

KIDDERMINSTER, TJ Models:

DY10 2DP Tel: 01562 747002

BUCKINGHAMSHIRE

GW AYLESBURY:

6 Market Street,
HP20 2PN Tel: 01296 429 703
facebook.com/GWAylesbury

GW HIGH WYCOMBE:

No 55 Eden Walkway, Eden,
HP11 1BH Tel: 01494 453 1494
facebook.com/GWHighWycombe

GW MILTON KEYNES:

Unit 2, 502 Silbury Boulevard,
MK9 2AD Tel: 0190 869 0477
facebook.com/GWMiltonKeynes

CHESHAM, Harvey Johns:

HP5 1EP Tel: 01494 792161

GERRARDS CROSS, Howard Marshall:

SL9 8ES Tel: 01753 882952

HAZELMERE, Childs Toys:

HP15 7AA Tel: 01494 711 425

MILTON KEYNES, HobbyCraft:

MK13 8PU Tel: 0845 051 6544

CAMBRIDGE

GW CAMBRIDGE:

54 Regent Street,
CB2 1DP Tel: 01223 331 3350
facebook.com/GamesWorkshopCambridge

GW PETERBOROUGH:

3 Wentworth Street,
PE1 1DH Tel: 01733 890 052
facebook.com/GWPeterborough

CAMBRIDGE, Cambridge Toy Shop:

CB1 1PA Tel: 01223 309 010

ELY, City Cycle Centre:

CB7 4PB Tel: 01353 663311

ENYNSBURY, Wheelers:

PE19 2TA Tel: 01480 476529

HUNTINGTON, Niche Comics:

PE29 3TT Tel: 01480 352 307

MARCH, The Toy Box:

PE15 8LB Tel: 01354 658 051

PETERBOROUGH, The Rift:

PE1 1EL Tel: 01733 341007

WISBECH, Prams & Toys:

PE33 1BA Tel: 01945 584142

CHANNEL ISLANDS

JERSEY, ST. HELIER, The Little Shop:

JE2 3NT Tel: 01534 681925

GUERNSEY, ST. PETERS PORT, Carousel:

GU1 4BT Tel: 01481 721721

CHESHIRE

GW CHESTER:

T12 Foregate Street,
CH1 1HB Tel: 0124 431 1967
facebook.com/GWCheshire

GW CREWE:

8 Market Street,
CW1 2EG Tel: 01270 216903
facebook.com/GWCrewe

GW MACCLESFIELD:

31 Church Street,
SK13 4LB Tel: 0162 561 9020
facebook.com/GWMacclesfield

GW STOCKPORT:

32 Market Square,
SK1 1BA Tel: 0161 474 1443
facebook.com/GWStockport

GW WARRINGTON:

Unit 2B, Bank Street, Time Square,
WA1 2AP Tel: 0192 565 1984
facebook.com/GWWarrington

BRIDGEMERE, HobbyCraft:

CW5 4AS Tel: 0845 051 6537

CHERTSEY, HobbyCraft:

CH1 4BY Tel: 0845 051 6546

CONGLETON, Colours and Crafts:

CW12 1EE Tel: 01260 272711

ELLSMERE PORT, D&A Models:

CH85 8DA Tel: 01515557949

NORTHWICH, Level 1:

CW9 5AE Tel: 01606 45053

NORTHWICH, The Model Shop:

CW9 5EA Tel: 01606 47740

STOCKPORT, Goshings ToyMaster:

SK6 6AW Tel: 0161 272999

STOCKPORT, HobbyCraft:

SK1 2HH Tel: 0845 051 6530

WARRINGTON, HobbyCraft:

WA2 8TP Tel: 0845 051 6541

WIDNES, Widnes Model and Craft Centre:

WA8 6AZ Tel: 01514 228043

CLEVELAND

GW MIDDLESBROUGH:

Unit 33, 39 Dundas Street,
TS1 1HR Tel: 0164 225 4091
facebook.com/GWMiddlesbrough

BILLINGHAM, W. Boyes & Co:

TS13 2NJ Tel: 01642 553 058

GUISBOROUGH, Road Flag Ltd:

TS14 6BN Tel: 01827 37777

GUISBOROUGH, Stokels Toy Centre:

TS14 6PP Tel: 01827 632 935

HARTLEPOOL, Chips:

TS21 3HL Tel: 01429 850800

NORMANBY, PC Tech:

TS6 0LT Tel: 01642 481888

REDCAR, PC Tech:

TS10 3DL Tel: 01642 461010

STOCKTON ON TEES, Hobbies R U:

TS19 1PL Tel: 01642 531817

STOCKTON ON TEES, Minatur Models:

TS18 1BD Tel: 01642 679 666

CORNWALL

GW TRURO:

Unit 1, Bridge House, New Bridge Street,
TR1 2AA Tel: 0187 232 0047
facebook.com/GWTruro

BODMIN, Brickells:

PL31 2JL Tel: 01202 77088

CALLINGTON, GMS @ Simphee's:

PL17 7AN Tel: 01379 383900

FALMOUTH, Kernow ToyMaster:

TR11 3JD Tel: 01326 312 571

HAYLE, Blewett's of Hayle:

TR27 4BQ Tel: 01736 753 012

LAUNCESTON, Gamezone Models:

PL15 9DX Tel: 01566 773487

LISKEARD, Trago Models:

PL14 6HY Tel: 01579 348877

PENZANCE, Newlyn Post Office:

TR18 5HL Tel: 01736 364592

REDRUTH, Barb's Lil Shop:

TR15 2AU Tel: 01799 506 934

ST AUSTELL, Mad for Miniatures:

PL25 5QB Tel: 01726 72259

ST IVES, Dragon's Hoard:

TR26 2DS Tel: 01736 798484

WADEBRIDGE, Bricksells Toy & Nursey:

PL27 2DD Tel: 01208 812615

CONSETT, Chips:

DH8 5LA Tel: 01642 227348

DARLINGTON, Lamb's:

DL3 9EP Tel: 01325 466042

SEAHAM, Games of War:

SR7 0AA Tel: 01915 817 118

STOCKTON ON TEES, HobbyCraft:

TS17 7BW Tel: 0845 051 6559

CUMBRIA

GW CARLISLE:

Unit 2, Earls Lane,
CA1 1DP Tel: 0122 859 8216
facebook.com/GWCarlisle

GW KENDAL:

Units 4 & 5, Blackhall Yard,
LA9 4LU Tel: 01539 722211
facebook.com/GWKendal

BARROW-IN-FURNESS, Heaths:

LA11 1JE Tel: 01229 820 435

BOWNESS-ON-WINDERMERE, Ernest Allison & Sons:

LA23 3AP Tel: 01539 443 047

COCKERMOUTH, The Toy Shop:

CA13 9LU Tel: 01900 825855

KENDAL, Airs of Kendal:

LA9 4BA Tel: 01539 720 781

PENRITH, Harpers Cycles:

CA11 7PG Tel: 01768 864 475

WORKINGTON, ToyTown:

CA14 1NQ Tel: 01900 873 322

DERBYSHIRE

GW CHESTERFIELD:

21 Knifesmithe,
S40 1RL Tel: 01246 271118
facebook.com/GWChesterfield

GW DERBY:

42 Sadler Gate,
DE1 3NR Tel: 0133 237 1657
facebook.com/GWDerby

ASHBOURNE, Lumbards Toy Shop:

DE6 1CG Tel: 01335 345115

BUXTON, Knowles Toys and Models:

SK17 4VY Tel: 01298 24203

CHESTERFIELD, Midland Co-op:

S40 1UN Tel: 01246 220 200

DERBY, Tokyo Otaku:

DE1 2DB Tel: 01322 311355

DERBY, Toy Planet:

DE1 2QP Tel: 01332 347734

GLOSSOP, Wain Services:

SK13 7AB Tel: 01457 853 548

ILKESTON, Midland Co-op:

DE7 5SG Tel: 01159 327 777

MATLOCK, Shaver's:

DE4 3AQ Tel: 01629 582 482

RIPLEY, Chimera Leisure:

DE5 3BU Tel: 01773 747849

STANLEY COMMON, Oakfield Farm:

DE7 6FP Tel: 07969 534912

DEVON

GW BARNSTAPLE:

8 Queens House, Queen Street,
EX2 8HJ Tel: 01271 859115
facebook.com/GWBarnstaple

GW EXETER:

37a Sidwell Street,
EX4 6AN Tel: 0139 249 0305
facebook.com/GWExeter

YOUR LOCAL STORE

ASHFORD, XPress Games:
 TN14 8BN Tel: 01233 621710
BEXLEY HEATH, Kit Krazy:
 DAG 8DT Tel: 0208 298 7177
BROADSTAIRS, Time & Space:
 CT10 1LP Tel: 01843 866 006
CHATHAM, Maynes:
 ME4 4BP Tel: 01474 564 4031
CRAYFORD, HobbyCraft:
 DA1 4LD Tel: 0845 051 6535
DEAL, John Roper:
 CT14 6TE Tel: 01304 361404
DOVER, Turners Models:
 CT17 6ST Tel: 01304 203 711
DOVER, XPress Games:
 CT16 1BU Tel: 01304 449358
FOLKESTONE, Penkraft:
 CT19 4DP Tel: 01303 279292
GRAVESEND, Steve's Collectables and Toys:
 DA15 2EQ Tel: 01474 564 465
GRAVESEND, The Stamp Centre:
 DA11 0AY Tel: 01474 534 166
HERNE BAY, Spearing's:
 CT6 5EB Tel: 01227 374 049
HYTHE, Apple Jax:
 CT21 3JU Tel: 01303 262 602
MAIDSTONE, HobbyCraft:
 ME16 8BN Tel: 0845 051 6539
MAIDSTONE, Model World:
 ME14 5LH Tel: 01622 735855
ROCHESTER, Rochester Games:
 ME1 1JT Tel: 07952320018
SEVENOAKS, JH Lorimer:
 TN13 1JR Tel: 01732 452 840
SEVENOAKS, Mankows:
 TN14 5AR Tel: 01732 454 952
SITTINGBOURNE, F1 Hobbies:
 ME10 3TB Tel: 0845 2602622
SITTINGBOURNE, Nickel Books:
 ME10 4PD Tel: 01793 429 546
THANET, HobbyCraft:
 CT10 2BF Tel: 0845 051 6564
TUNBRIDGE WELLS, HobbyCraft:
 TN2 3UR Tel: 0845 051 6568

LANCASHIRE

*** GW BLACKPOOL:**
 8 Birley Street,
 FY1 1DU Tel: 0125 375 2056
 facebook.com/GWBlackpool
*** GW BOLTON:**
 Unit 14 (1st floor), Crompton Place,
 BL1 1DF Tel: 0120 436 2131
 facebook.com/GWBolton
*** GW BURY:**
 16 Crompton Street,
 BL9 0AD Tel: 0161 797 6540
 facebook.com/GWBury
*** GW PRESTON:**
 15 Miller Arcade,
 PR1 2CY Tel: 0177 282 1855
 facebook.com/GamesWorkshopPreston
*** GW WIGAN:**
 12 Crompton Street,
 WN1 1YP Tel: 01942 829121
 facebook.com/GWwigan
ASHTON UNDER LYNE, Roundabout Toys:
 OL6 6AJ Tel: 01613 432 344
BLACKBURN, Batcave:
 BB2 1JL Tel: 01254 667 488
BLACKBURN, Mercers Toys:
 BB2 2BL Tel: 01254 681401
BLACKBURN, icollectables:
 FY4 1BW Tel: 01253 483839
BOLTON, HobbyCraft:
 BL1 2SL Tel: 0845 051 6531
BOLTON, Porticulus Wargames Emporium:
 BL1 4AD Tel: 01204 772 522
BURNLEY, Compedium:
 BB1 2 0BQ Tel: 01282 867711
CHORLEY, Hampsons Toys & Nursey World:
 PR7 2SQ Tel: 01257 263045
CLITHEROE, Cowgills of Clitheroe Ltd:
 BB7 2DA Tel: 01200 423 587
COLNE, West End Model Centre:
 BB8 0BT Tel: 01282 867711
LEIGH, Storktown Ltd:
 WN7 1AW Tel: 01942 671 116
ORMSKIRK, Taylors:
 L39 2AA Tel: 01695 573516
POULTON LE FLYDE, Padley Toys:
 PR6 7AA Tel: 01692 997 749
PRESTON, HobbyCraft:
 PR1 6AF Tel: 0845 051 6529
THORNTON, Toys 2 Save:
 FY5 4JZ Tel: 01253 855 905

LEICESTERSHIRE

*** GW LEICESTER:**
 Unit 2, 16-20 Silver Street,
 LE1 5ET Tel: 0116 253 0510
 facebook.com/GWLeicester
*** GW LOUGHBOROUGH:**
 22 Baggins Street,
 LE11 1UA Tel: 01509 231807
 facebook.com/GWloughborough
*** LEICESTER, Table Top Tyrant:**
 LE1 3JR Tel: 01162 333 954
ASHBY-DE-LA-ZOUCH, Steve's Models:
 LE65 1HP Tel: 01530 416 827
LOUGHBOROUGH, Wargames Inc:
 LE11 1JA Tel: 01509 231807
LUTHERWORTH, Ace Connections:
 LE17 4EJ Tel: 01455 558335
MELTON MOUBRAY, Cobbeys:
 LE13 1XA Tel: 01664 500700

LINCOLNSHIRE AREA

*** GW BOSTON:**
 45 Wide Bargate,
 PE21 6SH Tel: 01205 356596
 facebook.com/GWBoston
*** GW GRIMSBY:**
 9 West St Mary's Gate,
 DN31 1LB Tel: 0147 234 7757
 facebook.com/GWGrimsby
*** GW LINCOLN:**
 Unit 50A, Saltgate, (outside of Waterside Centre),
 LN2 1DH Tel: 0152 254 8027
 facebook.com/GWLincoln
GAINSBOROUGH, Mad About Trains:
 DN21 3HS Tel: 01472 811 640
GRANTHAM, AT Hobbies Ltd:
 NG31 9SE Tel: 01476 565899
LOUTH, Castaline:
 LN11 9ET Tel: 01507 602 149

MABLETHORPE, Belas Toymaster:
 LN12 1AD Tel: 01507 423 328
SCUNTHORPE, Shermans Model Shop:
 DN15 6LD Tel: 01724 842 439
SKEGNESS, The Model Shop:
 PE23 3NY Tel: 01754 763 429
SKEGNESS, Warlords of the Coast:
 PE23 1RY Tel: 01754 763086
SPALDING, Mason's Models:
 PE11 1DQ Tel: 01775 722 456
STAMFORD, Stamford Models and Hobbies:
 PE9 2AZ Tel: 01780 767934

LONDON

*** GW ANGEL:**
 36-37 Myddleton Street, Angel Islington,
 EC1R 1UA Tel: 0207 7130835
 facebook.com/GWAngel
*** GW BRENT CROSS:**
 Unit P9, Lower Mall, Brent Cross Shopping Centre,
 NW4 3FE Tel: 0208 202 4979
 facebook.com/GWBrentCross
*** GW BROMLEY:**
 Unit 24, The Mall, Bromley,
 BR1 1TS Tel: 0208 466 0678
 facebook.com/GWBromley
*** GW COVENT GARDEN:**
 Unit 33, The Market,
 WC2E 8BE Tel: 0207 240 5106
 facebook.com/GWCoventGarden
*** GW CROYDON:**
 Unit 35, Centrale Shopping Centre, Keeley Road,
 CR0 1TF Tel: 0208 608 4600
 facebook.com/GWCroydon
*** GW EPSOM:**
 8 High Street,
 KT19 8AD Tel: 01372 751081
 facebook.com/GWEpsom
*** GW KENSINGTON:**
 Shop 7, Lancer Square, Kensington Church Street,
 W9 4EH Tel: 0207 937 7011
 facebook.com/GWKensington
*** GW KINGSTON ON THAMES:**
 33 Fife Road,
 KT1 1SF Tel: 0208 549 5224
 facebook.com/GWKington
*** GW OXFORD ST:**
 Unit F10, The Plaza Shopping Centre,
 W1D 1LT Tel: 0207 436 0839
 facebook.com/GWLondonPlaza
*** GW MUSWELL HILL:**
 117 Alexandra Park Road,
 N19 2DP Tel: 0208 883 9901
 facebook.com/GWMuswellHill
*** GW ROMFORD:**
 12 Quadrant Arcade,
 RM1 3ED Tel: 01708 742 140
 facebook.com/GWRomford
*** GW STAINES:**
 8 Clarence Street,
 TW18 4SP Tel: 0178 446 0675
 facebook.com/GWStaines
*** GW SUTTON:**
 Unit 26, Times Square Shopping Centre,
 SM1 1LF Tel: 0208 770 9454
 facebook.com/GWSutton
*** GW UXBIDGE:**
 Unit 32, Chequers Mall, The Pavilions Shopping Centre,
 UB8 1LN Tel: 0189 525 2800
 facebook.com/GWUxbridge
*** GW WATFORD:**
 Unit Q2, 1A Queen Street, Harlequin Centre,
 WD17 2JH Tel: 01923 245388
 facebook.com/GWWatford
*** GW WOOD GREEN:**
 Unit 93, The Mall Wood Green, High Street,
 N22 6BA Tel: 0208 8891079
 facebook.com/GWWoodGreen
*** GW WYCOMBE:**
 PNE 5XQ Tel: 0208 449 0966
BECKENHAM, Beckenham Toys:
 BR3 1EN Tel: 02086 505 355
BLACKHEATH, 2nd Impressions:
 SE1 0TA Tel: 0208 852 6192
BROMLEY, Chatterton Toys:
 BR2 2GN Tel: 0208 693 3938
CHISWICK, Turnham Arts and Crafts:
 W4 1LS Tel: 0208 9952872
CROYDON, HobbyCraft:
 CR0 4XU Tel: 0845 051 6570
DULWICH, The Art Stationers:
 SE21 7BN Tel: 0208 693 3938
EALING, Northfields Models:
 W13 9QU Tel: 0208 299 3444
EAST SHEEN, Pandemonium:
 SW14 8AE Tel: 0208 878 0866
ENFIELD, Pearsons:
 EN2 6JL Tel: 0208 373 4200
FINCHLEY, Leisure Games:
 N3 2DN Tel: 0208 346 2327
FULHAM, Patrick's Toys:
 SW6 7SX Tel: 0207 3859864
GREENFORD, HobbyCraft:
 UB6 0UW Tel: 0845 051 6528
HAMPSTEAD, Happy Returns:
 NW3 1NH Tel: 0207 435 2431
HARROW, Toy Galaxy:
 HA4 2RH Tel: 0208 424 0300
HERNE HILL, Just Williams:
 SE24 9HU Tel: 0207 733 9955
HORSHAM, Modellers World:
 RM13 2BX Tel: 01788 638633
KINGSTON, The Print Gallery:
 W11 3HL Tel: 020 7221 8885
MUSWELL HILL, Art For Art's Sake:
 N10 1JD Tel: 020 8442 0512
LONDON, 4D ModelShop:
 E1 8EU Tel: 020 7264 1288
ORPINGTON, Chips:
 BR6 0JR Tel: 01642 227348
ORPINGTON, HobbyCraft:
 BR5 3RP Tel: 0845 0516576
PURNEY, Toystop:
 SW15 1TW Tel: 0208 785 9955
ROMFORD, HobbyCraft:
 RM1 1AU Tel: 0845 051 6545
RUISLIP, John Sanders:
 HA4 8JB Tel: 01895 634 848
SOUTH WOODFORD, South Woodford Library:
 E18 2GS Tel: 0208 708 9067
VICTORIA PARK, The Toybox:
 E9 7HD Tel: 0208 533 2879
WATERLOO, Dark Sphere Retail:
 SE1 7NJ Tel: 0207 928 7220
WEST DRAYTON, The Aviation Hobby Shop:
 UB7 8EA Tel: 01895 442123

MANCHESTER AREA

*** GW ALTRINCHAM:**
 Unit 1, 15 Grafton Street,
 WA14 1DU Tel: 0161 929 9896
 facebook.com/GWAltrincham
*** GW MANCHESTER:**
 Unit R35, Marsden Way South, Ardene Centre,
 M4 3AT Tel: 0161 834 6871
 facebook.com/GWManchester
*** GW MANCHESTER, Fanboy 3:**
 M1 1EZ Tel: 01622 378 532
*** GW MANCHESTER, Travelling Man:**
 M1 1JV Tel: 01612 371 877

MERSEYSIDE AREA

*** GW LIVERPOOL:**
 13b Central Shopping Centre, Ransleigh Street,
 L1 1QE Tel: 0151 703 0963
 facebook.com/GWLiverpool
*** GW SOUTHPORT:**
 Unit 2, The Edge, 7 Highton St,
 PR9 0TE Tel: 0170 450 1255
 facebook.com/GWSouthport
*** BRIMSTAGE, Wargames Store:**
 CH63 6JA Tel: 01513 421 233
ST HELENS, Scott Rock Hobbies:
 WA9 3JN Tel: 07512 098742
ST HELENS, Rennies Arts and Crafts:
 WA10 1NW Tel: 01744 739660

NORFOLK

*** GW KINGS LYNN:**
 23 Norfolk Street,
 PE30 1AN Tel: 01553 777 920
 facebook.com/GWKingsLynn
*** GW NORWICH:**
 12-14 Exchange Street,
 NR2 1AT Tel: 01603 376 7656
 facebook.com/GWNorwich
*** CROMER, Cromer Furniture:**
 NR27 9HT Tel: 01263 515153
DERHAM, Starlings Toymaster:
 NR19 1TR Tel: 01463 697 769
GREAT YARMOUTH, Kerrisons:
 NR30 2NZ Tel: 01493 853 891
HOLT, Starlings Toymaster:
 NR25 6BN Tel: 01263 713 101
HUNSTANTON, Pavilion Toymaster:
 PE29 5AH Tel: 01485 533 108
NORWICH, HobbyCraft:
 NR1 1WR Tel: 0845 051 6573
NORWICH, Kerrisons:
 NR3 2RX Tel: 01603 494 008
NORWICH, Langley's:
 NR13 6LH Tel: 01603 621959
NORWICH, Starwynn Games:
 NR2 1DE Tel: 01603 631920
SHERINGHAM, Starlings Toymaster:
 NR26 8DS Tel: 01263 822 368

NORTHAMPTONSHIRE

*** GW KETERING:**
 4 Lower Street,
 NN16 8DH Tel: 01536 411114
 facebook.com/GWKettering
*** GW NORTHAMPTON:**
 24 Abington Square,
 NN1 4AA Tel: 01604 636 687
 facebook.com/GWNorthampton
BURTON LATIMER, Cockpitonic UK Ltd:
 NN15 3LA Tel: 01536 725 905
NORTHAMPTON, HobbyCraft:
 NN5 5AF Tel: 0845 051 6523
NORTHAMPTON, Wargames Workshop:
 NN1 4AE Tel: 07931 775263
PETERBOROUGH, HobbyCraft:
 PE1 4YZ Tel: 0845 051 6563
RUSHDEN, Osborne Sports & Toys:
 NN10 0PE Tel: 01933 312 415
WELLINGBOROUGH, Software Seller:
 NN8 1BQ Tel: 01933 440 861

NOTTINGHAM

CORBRIDGE, The Village Square:
 NE45 5AW Tel: 01434 634 056
MORPETH, TG Allan:
 NE61 1BA Tel: 01670 515 136

NOTTINGHAMSHIRE

*** GW NOTTINGHAM (Central):**
 34a Friar Lane,
 NG1 6DQ Tel: 0115 948 0651
 facebook.com/GWNottingham
*** GW WARHAMMER WORLD:**
 Willow Road, Lenton,
 NG7 2NS Tel: 0115 916 8410
 facebook.com/GWWarhammerWorld
*** MANSFIELD, Eye of the Storm:**
 NG18 5BU Tel: 01623 238919
ARNOLD, W Boyes & Co Ltd:
 NG5 7EB Tel: 01159 260 106
BEESTON, Chimera Leisure:
 NG7 2NS Tel: 01159 228800
MANSFIELD, TC Painting Studios:
 NG21 9DA Tel: 01623 480841
MANSFIELD, The Games Emporium:
 NG18 1NQ Tel: 01623 640 022
NEWARK, Access Models:
 NG24 1BE Tel: 01159 673 116
NEWTHORPE, Caliver Books:
 NG16 2DP Tel: 01159 382111
NOTTINGHAM, Foundry Miniatures:
 NG3 1DE Tel: 0115 8413000
NOTTINGHAM, HobbyCraft:
 NG2 3GJ Tel: 0845 051 6499
NOTTINGHAM, Vague Connections:
 NG1 3JP Tel: 07816 928848
RETFORD, Bookworms:
 DN22 6EA Tel: 01777 869224
WEST BRIDGFORD, Inspirations:
 NG2 5GR Tel: 0115 982 1200
WORKSOP, Model Base:
 S80 1JY Tel: 01909 501 752

OXFORDSHIRE

*** GW OXFORD:**
 1A Bush House, New Inn Hall Street,
 OX1 2DH Tel: 01865 242 182
 facebook.com/GWOxford
BANBURY, Trinder Bros:
 OX16 5BN Tel: 01295 262 546
BICESTER, HobbyCraft:
 OX25 2NY Tel: 0845 051 6557
CARTERTON, Giles Sports:
 OX18 3JL Tel: 01993 842 396

DIDCOT, Toys-UK:
 OX11 8BJ Tel: 01235 759450
GORING ON THAMES, Goring Hardware:
 RG8 9HG Tel: 01491 872420
OXFORD, Boswells Toymaster:
 OX1 9AG Tel: 01865 241 244
WALLINGFORD, Key's Toyshop:
 OX10 0EW Tel: 01491 825136
WITNEY, Dentons:
 OX28 6HW Tel: 01993 704 979

SHROPSHIRE

*** GW SHREWSBURY:**
 6 Market Street,
 SY1 1LE Tel: 0174 336 2007
 facebook.com/GWSHrewsbury
*** WELLINGTON, Questing Knight Games:**
 TF1 1PS Tel: 01952 417 747
JACKFIELD, Robert Harrop Designs Ltd:
 TF8 7JL Tel: 01952 804004
OSWESTRY, Totally Games:
 SY11 2SZ Tel: 01691 688 994
DONNINGTON, Sandra Games:
 TF2 8AF Tel: 01952 676 722
WHITECHURCH, Molibob Toys:
 SY13 1AF Tel: 01948 841399

SOMERSET

*** GW BATH:**
 15 St James Parade,
 BA1 1UL Tel: 01222 533 4044
 facebook.com/GWBath
BRIDGWATER, Insane Games:
 TA6 3BW Tel: 01278 433554
BURNHAM ON SEA, Guy Hurley:
 TA8 1PA Tel: 01278 789 281
CLEDON, Insane Games:
 BS21 6ND Tel: 01275 871612
FROME, The Ellenbury Press:
 BA11 1BS Tel: 01373 462 139
FROME, Frome Model Centre:
 BA11 1DA Tel: 01373 462295
MIDSOMER NORTON, Signals:
 BA2 2DB Tel: 01761 402844
SOMERTON, Somerton Hobbies:
 TA11 6QQ Tel: 01458 273755
STREET, Insane Games:
 BA16 0HP Tel: 01458 441443
TAUNTON, Krackers:
 TA1 4ER Tel: 01283 335 057
TAUNTON, Hatcher & Sons:
 TA2 8RX Tel: 01823 272 277
WELLS, Insane Games:
 BA5 2AW Tel: 01749 679911
WELLS, Kids Stuff:
 BA3 2DP Tel: 01749 676 217
WESTON SUPER MARE, The Games Bunker:
 BS23 1BR Tel: 01934 622141
WIRRAL PARK, Pedalers Toymaster:
 BA6 9XE Tel: 01458 834 562
YEOVIL, Witch Engine:
 BA20 1NB Tel: 01935 427077

STAFFORDSHIRE

*** GW BURTON ON TRENT:**
 Unit 8, Union Court, Union Street,
 DE14 1AA Tel: 01220 533 5865
 facebook.com/GWBurton
*** GW STOKE:**
 27 Stafford St,
 ST1 1JL Tel: 01878 220 5287
 facebook.com/GWStoke
BURTON ON TRENT, Midco Toys:
 DE14 1JE Tel: 01332 347734
FENTON, Guys That Game:
 ST14 2QA Tel: 02081 330488
HANLEY, The Game Place:
 ST1 1EG Tel: 01878 285 542
LEEK, Old-S-Kool:
 ST13 5DS Tel: 07516 643600
LICHFIELD, Digital Dragons:
 WS13 6DT Tel: 07947 637793
LONGTON, An Miniature Models:
 ST13 1NW Tel: 01782 321 790
*** LONGTON, The Game Place:**
 ST3 2NS Tel: 01728 698 218
NEWCASTLE-UNDER-LYME, Chips:
 ST5 2AH Tel: 01782 660 343
NEWCASTLE-UNDER-LYME, Jolicoeur:
 ST5 2RY Tel: 01782 616 700
STAFFORD, HobbyCraft:
 ST17 4SU Tel: 0845 051 6569
STAFFORD, Midlands Co-op Society:
 ST16 2BP Tel: 01785 223431
STAFFORD, Stafford Games:
 ST16 2HS Tel: 01785 255577
STAFFORD, Too Fat Goblins:
 ST16 2NQ Tel: 01785 244 499
STOKE-ON-TRENT, Tights Gaming:
 ST3 2NN Tel: 0780 538 8213
TAMWORTH, HobbyCraft:
 B78 3HB Tel: 0845 051 6525

SUFFOLK

*** GW IPSWICH:**
 63 Westgate Street,
 IP1 3DZ Tel: 01473 210 031
 facebook.com/GWIpswich
BECCLES, Toy Box:
 NR34 9HE Tel: 01502 712 785
BURY ST EDMUNDS, Apocalypse Miniature Wargaming:
 IP13 3AA Tel: 01284 747363
BURY ST EDMUNDS, Starlings Toymaster:
 IP13 1BE Tel: 01284 761 446
FELIXSTOWE, Wizards Workshop:
 IP11 2AW Tel: 01394 277 233
LOWESTOFT, Annatar:
 NR32 1HB Tel: 01502 513477
NEWMARKET, Moons Toyland:
 CB8 8UG Tel: 01438 643 147
STOWMARKET, D J Collectables:
 IP14 1AH Tel: 01449 771 015
STOWMARKET, Simpson & Sons:
 IP14 1HA Tel: 01449 612 914
SUDBURY, Tinety's Toys:
 CO10 1JL Tel: 01787 372238
WOODBIDGE, Toytown:
 IP12 1DH Tel: 01394 383 170

SURREY

*** GW GUILDFORD:**
 Unit 1, 9/12 Tunsgate,
 GU1 3QT Tel: 01483 345 1793
 facebook.com/GWGuildford

GW WOKING:

Unit 3, Cleary Court, 160 Church Street East,
 GU21 6AF Tel: 0148 377 1675
 facebook.com/GWwoking
ADDLESTONE, Addlestone Model Centre:
 KT15 2BE Tel: 01312 845440
CAMBERLEY, Morning Star:
 GU15 3SG Tel: 01276 685160
COBHAM, Fantasia:
 KT11 2LR Tel: 01932 867374
DORKING, Dorking Models:
 RH4 1BE Tel: 01312 845440
FARNHAM, Enchanted Wood:
 GU9 7RX Tel: 01252 722222
GODALMING, The Toy Box:
 GU7 1NN Tel: 01483 424379
HASLEMERE, Enchanted Wood:
 GU27 2JH Tel: 01428 648900
OXTEJ, JH Lorimer:
 RH16 9QA Tel: 01883 715 305
REDHILL, Gamers Guild:
 RH1 1BB Tel: 01737 789 123
REIGATE, The Toy Shop:
 RH2 9AE Tel: 01737 245 300
TRIPSIDE, The Toy Shop:
 RH10 8AB Tel: 01293 840 496
SURBITON, Heroes and Legends Games:
 KT6 7AB Tel: 0203 258 0054
SUTTON, The Games Shop:
 SM3 9HJ Tel: 02086 446 660
WOKING, HobbyCraft:
 GU22 8BD Tel: 0845 051 6536

SUSSEX AREA

*** GW BRIGHTON:**
 Unit 7, Nile Pavilions,
 BN1 1HW Tel: 0127 320 3333
 facebook.com/GWBrighton
*** GW CRAWLEY:**
 11 Broadway,
 RH10 1DX Tel: 01293 355 2072
 facebook.com/GamesWorkshopCrawley
*** GW EASTBOURNE:**
 33 Cornfield Road,
 BN21 4QG Tel: 01323 364 1423
 facebook.com/GWEastbourne
*** GW WORKING:**
 2 Bath Place, Worthing,
 BN11 3BA Tel: 01903 213 930
 facebook.com/GWWorking
BEXHILL ON SEA, Tiddys Tackle:
 TN48 1DS Tel: 01424 22024
BILLCINGHURST, Aurora Gaming:
 Tel: 01403 701 991

BOGNOR REGIS, Squires Models and Craft Tools:
 PO21 1DD Tel: 01243 842 525
BOGNOR REGIS, Trains Models and Hobbies:
 PO21 1EH Tel: 01243 864 727
BRIGHTON, Brighton Toy and Model Museum:
 BN1 1AB Tel: 01273 749494
BRIGHTON, Onslaught Games:
 OX10 0EW Tel: 07927 963841
BURGESS HILL, Kid's Stuff:
 RH15 9NP Tel: 01444 257 724
CHICHESTER, Kid's Stuff:
 PO19 1DS Tel: 01243 788055
CHICHESTER, Toywizz:
 PO19 1DS Tel

• GW NUNEATON:

3 Bridge Street,
CV11 4DZ Tel: 02476 325754
facebook.com/GWNuneaton

• GW STRATFORD:

Unit 1, 27 Windsor Street,
CV37 6NL Tel: 01926 399125
facebook.com/GWStratford

COVENTRY, Alan Tyndall Ltd:

CV1 1FS Tel: 02476 551155

COVENTRY, HobbyCraft:

CV3 6TA Tel: 0845 051 6334

LEAMINGTON SPA, Avon Toys:

CV32 4BS Tel: 01926 399125

LEAMINGTON SPA, Dwarf Hold Games:

CV32 7QN Tel: 01926 732 991

NUNEATON, Heart of England Co-op:

CV11 6JX Tel: 02476 382 331

RUGBY, Joto Railways & Models:

CV21 5SL Tel: 01760 562 372

SOLIHULL, HobbyCraft:

B90 4LD Tel: 0845 051 6562

STRATFORD-UPON-AVON, Much ado about toys:

CV37 6WV Tel: 01789 295 850

WARWICK, Castle Trains:

CV34 4NS Tel: 01926 487 905

WOLVERHAMPTON, HobbyCraft:

WV11 1BP Tel: 0845 051 6543

WILTSHIRE

GW SALISBURY:
18 Winchester Street,
SP1 1HB Tel: 01752 233 0955
facebook.com/GWSalisbury

GW SWINDON:

18 Brunel Plaza,
SN1 1LF Tel: 01793 343 6036

facebook.com/GWSwindon

CHIPPENHAM, Thorntons ToyMaster:
SN13 3WJ Tel: 01249 663100

DEVIZES, Devizes Toys:

SN10 1AG Tel: 01380 723 841

MARLBOROUGH, Ducklings Toys:

SN8 1RE Tel: 01672 512170

MELKSHAM, Gamblingore:

SN12 4LE Tel: 01525 790054

MELKSHAM, The Toyshop:

SN12 6LE Tel: 01225 703 204

SWINDON, Cleopatra's Palace:

SN26 7EA Tel: 01793 724256

SWINDON, HobbyCraft:

SN3 4BS Tel: 01225 761 633

TROWBRIDGE, The Toy Shop:

BA14 8AS Tel: 01225 768 413

WESTBURY, The Gas Cupboard:

BA13 3PB Tel: 01373 825 825

WESTBURY, Triple Helix Wargames:

BA13 4LS Tel: 01373 853 380

WOOTON BASSETT, Mark's Models Ltd:

SN4 7AQ Tel: 01793 851 242

WORCESTERSHIRE

GW WORCESTER:
23 Lychnage Hall, Cathedral Plaza,
WR1 2QS Tel: 01905 561 6707
facebook.com/GW Worcester

DROITWICH, HobbyCraft:

WR9 0DG Tel: 0845 051 6548

DROITWICH, Look-rite Ltd T/A Toyworld:

WR9 0EJ Tel: 01905 772 403

EVESHAM, Gift Horse:

WR11 4RG Tel: 01527 540 240

EVESHAM, Total Wargamer:

WR11 7RE Tel: 01386 513 013

MALVERN, The Toy Corner:

WR14 3LT Tel: 01684 577544

REDDITCH, Hobby Hut:

B97 4LJ Tel: 0121 540 040

STOURBRIDGE, Invasion Games:

DY8 1EF Tel: 01384 373536

YORKSHIRE

GW BRADFORD:
4 Piccadilly, Bradford,
BD1 3LW Tel: 01274 973 9430
facebook.com/GWBradford

GW DONCASTER:

26 High Street, Doncaster,
DN1 1DW Tel: 01330 232 0335
facebook.com/GWDoncaster

GW HARROGATE:

53 Station Parade,
HG1 1TT Tel: 0142 356 4310
facebook.com/GWHarrogate

GW HULL:

30 Paragon Street,
HU1 3ND Tel: 0148 238 9376
facebook.com/GWHull

GW LEEDS:

38A Lands Lane,
LS1 6LB Tel: 0113 242 0834
facebook.com/GWLeeds

GW SHEFFIELD (Central):

16 Fitzwilliam Gate,
S1 4JH Tel: 0114 275 0114
facebook.com/GWSheffield

GW SHEFFIELD (Meadowhall Centre):

Unit 918, High Street, Upper Mall
(next to entrance near Boots),
WF13 1LF Tel: 01924 650348
facebook.com/GWMeadowhall

GW WAKEFIELD:

96 Kirkgate, The Ridings Centre,
WF1 1TB Tel: 01924 364 931
facebook.com/GWWakefield

GW YORK:

134 Lendall,
YO1 8AQ Tel: 01904 462 8014
facebook.com/GamesWorkshopYork

• SHEFFIELD, Wargames Emporium:

St 2FB Tel: 01142 754 826

BARNESLEY, Janco Toys:

S70 5AA Tel: 01226 208654

BEDALE, Golden Tortoise:

DHR 2AN Tel: 01677 423 233

BRIDLINGTON, W Boyes & Co Ltd:

YO15 2DN Tel: 01262 609 111

DEWSBURY, Cosmic Toys and Collectables:

WF13 1LF Tel: 01924 650348

DONCASTER, Zoon Games:

DN1 2PW Tel: 01382 810285

DRIFFIELD, Sokells:

YO25 6PS Tel: 01377 252101

FILEY, Beachcomber:

YO14 9HU Tel: 01723 514 434

GOOLE, Hall's Music:

DN14 6BP Tel: 01405 764191

HALIFAX, Halifax Modellers World:

HX1 1RE Tel: 01422 349 157

HUDDERSFIELD, Patriot Games:

HU1 1DU Tel: 01484 510109

HUDDERSFIELD, Orc-War Battles:

HU9 2PW Tel: 01484 316 153

HUDDERSFIELD, Something Wicked:

HD1 1BT Tel: 01484 559 226

HULL, Archeron Games:

HU1 3BA Tel: 01482 221011

HULL, Heroes Hideout:

HU5 4SH Tel: 01482 844 631

HULL, HobbyCraft:

HU1 2TX Tel: 0845 051 6566

ILKLEY, W Boyes & Co Ltd:

LS29 8HQ Tel: 01943 601 344

LEEDS, Leeds Wargaming Centre:

LS7 2BT Tel: 07581 121617

LEEDS, HobbyCraft:

LS10 1EW Tel: 0845 051 6542

LEEDS, Travelling Man:

LS1 6DE Tel: 01334 236 461

NORTHALLERTON, Chips Northallerton:

NA1 1JL Tel: 01609777612

NORTHALLERTON, T & FM Grover Ltd:

NA1 1JL Tel: 01609 773 334

PICKERING, Pickering Model Centre:

YO18 7AJ Tel: 01751 472 762

RIPON, The Knowledge Magnet:

HG4 1PA Tel: 01765 690118

SCARBOROUGH, Space, Myth and Magic:

YO11 1HQ Tel: 08456 441 113

SCARBOROUGH, W Boyes & Co Ltd:

YO11 1HS Tel: 01723 375331

SHEFFIELD, Antics Model Shop:

S1 2AZ Tel: 01142 495 700

SHEFFIELD, HobbyCraft:

S9 2YZ Tel: 0845 051 6526

SHEFFIELD, Impact UK:

S25 2PN Tel: 01909 560 273

SKIPTON, Craven Model Centre:

BD23 1JZ Tel: 01756 797414

THIRSK, The Artist's Palette:

YO7 1AA Tel: 01522 74457

WHITBY, John Anderson ToyMaster:

YO22 4BG Tel: 01947 602 213

HUTTON LE HOLE, The Craft Workshop:

YO6 6UA Tel: 01751 417926

YORK, Travelling Man:

YO1 1LF Tel: 01904 628 7878

YORK, W Boyes & Co Ltd:

YO1 7LS Tel: 01904 610 660

NORTHERN IRELAND

GW BELFAST:
20A Castle Court,
(towards the back of the centre)
BT1 1DD Tel: 0289 0233604
facebook.com/GWBelfast

BALLYMENA, Camerons:

BT43 6BH Tel: 028 25648821

BANBRIDGE, Roger's ToyMaster:

BT22 3TL Tel: 018 20622225

BANGOR, Replay Games:

BT20 5BD Tel: 028 91542210

BELFAST, Arts and Hobby Belfast:

BT1 4LS Tel: 028 9033 2540

BELFAST, Nerdtopia Coffee Ltd:

BT9 5FE Tel: 02890 663 071

BELFAST, Serenity Games:

BT7 1JR Tel: 028 9024 9578

COLERAINE, Netramedia:

BT52 1LN Tel: 07813 905966

ENNISKILLEN, Modellers Corner:

BT74 7EW Tel: 028 66322367

PORTADOWN, Creative Destruction:

BT160 1TE Tel: 02837 552411

SCOTLAND

GW ABERDEEN:
Unit 1, 12-14 Upper Kirkgate,
AB10 1BA Tel: 0122 464 9779
facebook.com/GWAberdeen

GW AYE:

Unit 2, Lorne Arcade, 115 High Street,
KA7 1SB Tel: 01292 285 450
facebook.com/GW Aye

GW DUNDEE:

110 Commercial Street,
DD1 2JA Tel: 0138 220 2382
facebook.com/GWDundee

GW EDINBURGH:

136 High Street,
EH1 1QS Tel: 0131 220 6540
facebook.com/GWEdinburgh

GW FALKIRK:

12 Cow Wynd,
FK1 1PL Tel: 0132 462 4553
facebook.com/GWFalkirk

GW GLASGOW:

81 Union Street,
G1 3TA Tel: 0141 221 1673
facebook.com/GW Glasgow

GW LIVINGSTON:

26 Almondvale Centre,
EH54 6NB Tel: 01506 443256
facebook.com/GW Livingston

GW STIRLING:

45 Barmston Street,
FK8 1HF Tel: 01786 459009

GW STIRLING:

45 Barmston Street,
FK8 1HF Tel: 01786 459009

ABERDEEN, HobbyCraft:

AB11 5PP Tel: 0845 051 6567

ABERDEEN, Crossfire Hobby:

AB11 5PP Tel: 01807 829 519

ANGUS, Haqs:

DD8 1BP Tel: 01307 463263

ARBROATH, Haqs:

DD11 1HL Tel: 01241 872195

ARGYLL, Alba:

PA34 4AR Tel: 01631 563645

AYR, Toy Town:

KA7 1LL Tel: 01292 282945

BISHOP AUKLAND, Chips:

DL14 7EN Tel: 01388 606 046

DINGWALL, Sports and Model Shop:

IV15 9RY Tel: 01349 862 346

DUMFRIES, Toytown:

DG1 1BW Tel: 01787 264884

DUNFERMLINE, Abbey Models:

KY12 7NH Tel: 01383 731 116

DUNFERMLINE, Walker's Opticians:

KY11 9NH Tel: 01383 821 688

EDINBURGH, HobbyCraft:

EH15 3RD Tel: 0845 051 6561

EDINBURGH, Marionville Models:

EH12 8LX Tel: 01313 177 010

EDINBURGH, Toys Galore (Mid Lothian):

EH4 1DR Tel: 013133 20199

EDINBURGH, Toys Galore (West Lothian):

EH10 4EQ Tel: 0131 447 1006

RØDOVRE, Arnold Busck:
Tel: 36 41 04 85
ROSENGÅRDSCENTRET, Arnold Busck:
Tel: 66 15 94 40
SILKEBORG, Asgaard Games:
Tel: 28 53 94 40
SKIVE, Jydsk Boghandel:
Tel: 97 51 25 99
SLAGELSE, Uldottens:
Tel: 58 53 50 35
SOLROD STRAND, Fantacia Games:
Tel: 43 69 02 99
ST HEDDINGE, Hobbystalden:
Tel: 56 38 86 10
STENLØSE, HH Hobby:
Tel: 23 46 39 61
SVENDSBORG, Farve & Hobby Hjørnet:
Tel: 62 31 31 31
TAASTRUP, Genbrugsbøger:
Tel: 43 71 61 15
VIBORG, Bog & Ide:
Tel: 86 62 68 68

ESTONIA

TALLINN, Apollo Kristiine:
Tel: 63 36 000
TALLINN, Ludo:
Tel: 603 04 37
TARTU, Ludo:
Tel: 7353369

FALKLANDS

STANLEY, Falkland Collectibles:
Tel: 0050021774

FINLAND

GW HELSINKI:

Simokatu 9, 00100,
Tel: 09 75 15 45 25
facebook.com/GWHelsinki

ESPOO, Espoonlahden Pelikauppa:
Tel: 09 6980300
ESPOO, Tapiolan Pelikauppa:
Tel: 09 412 9941
HELSINKI, Fantasiapeli Helsinki:
Tel: 09 659 803
HELSINKI, Stadin Pelikauppa:
Tel: 09 6980300
JOENSUU, Fantasiapeli Joensuu:
Tel: (013) 284 314
JYVÄSKYLÄ, Fantasiapeli Jyväskylä:
Tel: 010 216 529
KOUVOLA, Kouvolan Puolenkuun Pelit:
Tel: (03) 222 52 00
LAHTI, Lahden Puolenkuun Pelit:
Tel: 03-7515151
LAPPEENRANTA, Fantasiapeli Lappeenranta:
Tel: (03) 541 1375
OULU, Fantasiapeli Oulu:
Tel: (08) 374 906
PORVOO, Porvoon Pelikauppa:
Tel: 019-53 40377
TAMPERE, Fantasiapeli Tampere:
Tel: (03) 232 52 60
TURKU, Fantasiapeli Turku:
Tel: (02) 232 84 13

ÄHTÄRI, Honkaniemen Kirjakauppa:
Tel: 06 553 0027
ALAND, Dillen AB:
Tel: 01815578

EKENÄS, Kungsbokhandeln AB:
Tel: 0192461028

HÄMEENLINNA, Lelushopp:
Tel: 036823950

HEINOLA, Talousnuovi ja lelu:
Tel: 03 715 3905

HYVINKÄÄ, Royal Toys:
Tel: 019 429576

HYVINKÄÄ, Värinappi:
Tel: 019 414 700

IMATRA, Kirja-Lahja Alex Ky:
Tel: 09 2794 0130

JÄRVENPÄÄ, Askartelutarvikkeille Taitaville:
Tel: 09 2794 0130

KARIS, Blå Lådan KD:
Tel: 019 234 94

KERAVA, Antikvariaatti Kersa:
Tel: 00358 44 965 7775

KERAVA, Keravan Pelikauppa:
Tel: 09-42890813

KLAUKKALA, Hilma ja Huugo:
Tel: 09 879 2697

KOTKA, Eagle Card OY:
Tel: 0038 5 214238

KOUVOLA, Muovipox KY:
Tel: 003117955

LAPINJÄRVI, Onnimuxu:
Tel: 040 7389543

LAPPEENRANTA, Antikvariaatti GUM:
Tel: 05 4117761

MIKKELI, Lastentarvike Muppela:
Tel: 015361611

MIKKELI, Mikkelin Pelikauppa:
Tel: 09-42890753

ORIVESI, Silver Seed:
Tel: 0417775166

PORI, Askartele-Pori:
Tel: 02 6326671

PUDASJÄRVI, Aarrearkku:
Tel: 050 386 8660

RAAHE, Raahen Astaritelu ja Paperi:
Tel: 082236825

SAVONLINNA, Savonlinnan Antikvariaatti:
Tel: 015 334412

SEINÄJOKI, Fantasialinna:
Tel: 040 5616338

SEINÄJOKI, Pelikeidas:
Tel: 00358 6 4177880

TAMPERE, Pelimaa OY:
Tel: 050 5558313

TAMPERE, Kirja Karkkainen:
Tel: 03 22518506

VAASA, Pelimies OY:
Tel: 06 312 3111

GIBRALTAR

GIBRALTAR, K&M Hobby Centre:
Tel: 350 2007037

GREECE

HALANDRI, Box of War:
Tel: 0030 6944832531

ATHENS, Fantasy Shop:
Tel: 0030 210 8231072

ATHENS, Fantasy Shop: Exarcheia:
Tel: 0030 210 3829077

ATHENS, Fantasy Shop: Kallithea:
Tel: 0030 210 959 2922

ATHENS, Hobby Planet:
Tel: 0030 210 6042816

ATHENS, Kaissa Amorosiu:
Tel: 0030 210 614162

ATHENS, Kaissa Glyfadas:
Tel: 0030 210 8982 057

ATHENS, Kaissa Halandriou:
Tel: 0030 210 6898485

ATHENS, Kaissa Kallidromiou:
Tel: 0030 210 366488

ATHENS, Kaissa Monokeros:
Tel: 0030 210 0813 990

ATHENS, Kaissa Pagratou:
Tel: 00 30 210 7218 318

ATHENS, Strategy Hall:
Tel: 00 3021041335757

CHANIA, Kaissa Chanion:
Tel: 0030 2821008976

CRETE, IRAKLEION, Papercut:
Tel: 0030 2810346168

HALANDRI, Game Corps:
Tel: 0030 6947990764

HALKIDA, CD Corner:
Tel: 0030 2221 087315

ILIOUPOLI, Kaissa Ilioupoleos:
Tel: 0030 2114040875

KALLITHEA, Kaissa Kallithea:
Tel: 0030 210 9559950

KERKYRA, Digital Fantasy:
Tel: 002261035279

LARISA, Kaissa Larisas:
Tel: 0030 2410 338535

LOANNINA, Kaissa, Loannina:
Tel: 00 30 2651038090

LARISA, Kaissa Larisas:
Tel: 0030 2410 338535

NAPFIO, Miniature Shop:
Tel: 00 30 2752024804

NES SMYRNI, Games Vault:
Tel: 0030 213 0309725

PATRAS, Kaissa Patras:
Tel: 0030 2610625632

PERISTERIO, Kaissa Peristeriou:
Tel: 0030 2105786707

THESSALONIKI, Kaissa Kalamaria:
Tel: 0030 210 449377

THESSALONIKI, Hobby Games:
Tel: 0030 210 252646

THESSALONIKI, Kaissa Thessalonikis:
Tel: 00 30 2310 257 397

THESSALONIKI, Underworld:
Tel: 0030 2310 2401 93

VOLOS, Fantasy Shop:
Tel: 0030 2422 10 28762

HONG KONG
HONG KONG ISLAND, Jumbo Arts Co:
Tel: (852) 68911 495
WANCHAI, Fun Atelier:
Tel: (852) 2866-0870

HUNGARY

BUDAPEST, Padimentum:
Tel: 0036 30 9607730

BUDAPEST, A Hely:
Tel: 0036 1 7872853

BUDAPEST, Beholder:
Tel: 0036 1 2973660

BUDAPEST, Compaya:
Tel: 0036 20 4281186

BUDAPEST, Dungeon:
Tel: 0036 1 3211313

BUDAPEST, Fonix:
Tel: 0036 70 6080252

BUDAPEST, Gamer Cafe:
Tel: 0036 20 4281186

BUDAPEST, Gemklub:
Tel: 0036 1 7871601

BUDAPEST, Holdifeny Fantasy:
Tel: 0036 1 3430730

BUDAPEST, Jatek Box:
Tel: 0036 1 2392710

BUDAPEST, Kristikarsnark:
Tel: 0036 209 251 030

BUDAPEST, Modell Hungaria:
Tel: 0036 1 7691171

BUDAPEST, Sarkanytuz:
Tel: 0036 70 3223093

BUDAPEST, Sas Military:
Tel: 0036 1 2644393

BUDAPEST, Szikla-Fonix:
Tel: 0036 20 5373303

BUDAPEST, Wargamers:
Tel: 0036 30 6467670

DEBRECEN, Sarkanytuz:
Tel: 0036 70 3100114

GYOR, Sarkanytuz:
Tel: 0036 20 4218730

KECKSEMET, Sarkanytuz:
Tel: 0036 76 329008

MISKOLC, Sarkanytuz:
Tel: 0036 20 3962160

MISKOLC, Vállhala Paholy:
Tel: 0036 30 9595654

NYIREGHAZA, BitzBoat:
Tel: 0036 20 4241471

PECS, Sarkanytuz:
Tel: 0036 20 2962860

SOPRON, Sarkanytuz:
Tel: 0036 20 2962860

SZEZEG, Sarkanytuz:
Tel: 0036 70 3290455

SZEKESFEHÉRVAR, Holdifeny Fantasy:
Tel: 0036 23 329793

SZEKESFEHÉRVAR, Sarkanytuz:
Tel: 0036 20 2962700

SZEKESFEHÉRVAR, Fonix Csarnok:
Tel: 0036 30 9179197

SZOLNOK, Sarkanytuz:
Tel: 0036 20 3962050

SZOMBATELY, Sarkanytuz:
Tel: 0036 94 789208

TATABANYA, Sarkanytuz:
Tel: 0036 20 3189922

VESZPRÉM, Sarkanytuz:
Tel: 0036 20 3610015

ZALAEGERSZÉG, Sarkanytuz:
Tel: 0036 20 2962870

ICELAND

REYKJAVIK, Nexus:
Tel: 00354 552 9011

INDONESIA

BANDUNG, Hobbyline:
Tel: 022 4218555

JAKARTA BARAT, Comics N Games:
Tel: 021 5096-3855

JAKARTA SELATAN, Fantasy N Games:
Tel: 031-600-50343

SURABAYA, Fantasy N Games:
Tel: 031-600-50343

SURABAYA, Fantasy N Games:
Tel: 031-740-2475

IRELAND

GW DUBLIN:
Unit 3, Lower Liffey Street
Tel: 00353 187 257 91
facebook.com/GWDublin

CORK, Other Realms:
Tel: 021 4279508

DUBLIN, Gamers World:
Tel: 0879299392

BALINA, World of Wonder Balina:
Tel: 096 76076

BLACK ROCK, Arts and Hobby:
Tel: 00353 12832394

COBETT COURT, Arts and Hobby:
Tel: 01 874 5312

CORK, Murphy's Toymaster:
Tel: 00353 58 413 76

COUNTY DONEGAL, Tinnys Toys:
Tel: 074 9122374

COUNTY KILDARE, Gamers Hub:
Tel: 00353 86 0466 029

COUNTY LOUTH, Marley Model Mania:
Tel: 00353 419873741

COUNTY MEATH, Art and Hobby Navan:
Tel: 00353 14565308

COUNTY MEATH, Toys & Fun Galaxy:
Tel: 00353 19 690 253

COUNTY TIPPERARY, Tall Tales Bookshop:
Tel: 00353 51 873 967

COUNTY WESTMEATH, Arts and Hobby Athlone:
Tel: 01 862 4500

COUNTY WESTMEATH, Arts and Hobby Mullingar:
Tel: 00353449335247

COUNTY WICKLOW, The Hobby Shack:
Tel: 00363861073706

DOUGLAS, Arts and Hobby:
Tel: 01 436 3588

DROGHEDA, Arts and Hobby:
Tel: 041 987 3270

DUBLIN, Arts and Hobby Dundrum:
Tel: 00353 12962944

DUBLIN, Art and Hobby Liffey Valley:
Tel: 00353 14565308

DUBLIN, Banba Toymaster:
Tel: 018 727 180

DUN LAOGHAIRE, Toymaster Banba Dun Laoghaire:
Tel: 012 804 011

DUN LAOGHAIRE, Arts and Hobby:
Tel: 0128005407

DUNCARVAN, Toymaster Murphy:
Tel: 058 41376

DROGHEDA, Arts and Hobby:
Tel: 00353 41 987 3270

ENNIS, Tir na Nog Toymaster:
Tel: 00353 65 0842 388

GALWAY, Nobby's Hobby's:
Tel: 00353 86807017

GREYSTONES, Arts and Hobby:
Tel: 00353 12873796

KERRY, Cabal's Toymaster:
Tel: 00353 66 7121847

LIMERICK, Arts and Hobby:
Tel: 081 309757

LIMERICK, The Gathering:
Tel: 061 315133

MARKET CROSS, Arts and Hobby:
Tel: 056 777 1904

NEW ROSS, Bridge Stores:
Tel: 051 422696

NEWBRIDGE, Arts and Hobby:
Tel: 045 450280

SANTRY, Arts and Hobby:
Tel: 01 862 4500

STILLORGAN, Toymaster Nimble Fingers:
Tel: 01 2880758

THURLES, Bookworm:
Tel: 0504 22327

BUDAPEST, Gamers Paradise:
Tel: 00353 539121190

WEXFORD, Readers Paradise:
Tel: 054 9124400

WICKLOW, Hopkins Toymaster:
Tel: 00353 46 722 253

YOUGHAL, Murphys Toymaster:
Tel: 00353 58 413 76

ISRAEL

HAIFA, Kitaro:
Tel: 0972 4830232

HERZLIA, Freaks:
Tel: 0972 99589077

RAMAT HASHARON, Tapahu:
Tel: 0972 35404713

TEL AVIV, Freak:
Tel: 0972 36961826

TEL AVIV, Kitaro:
Tel: 0972 36299320

JAPAN

GW JINBOCHO:
Jinbocho 1-7-1F, Chiyoda-Ku Kanda, Tokyo,
Tel: 03 3296 2733
facebook.com/GWJinbocho

GW NAKANO:
Broadway Bldg 223-2, Nakano-Ku Nakano 5-52-15, Tokyo
Tel: 03 5380 4636
facebook.com/GW.Nakano

LATVIA

RIGA, Games Shop:
Tel: 0371 27700390

RIGA, Ludo:
Tel: 67294040

LITHUANIA

VILNIUS, De Necona:
Tel: 00 370 5 213369

MACAU

MACAU, Game Fun Table Games Shop:<

SKIEN, Sokratis Hobby Gården:
Tel: +47 35128764

STAVANGER, Outland:
Tel: +47 51938000

STOKKE, Hobby Hagen:
Tel: +47 3333292

TROMSØ, Tromsø Bruktbokhandel:
Tel: +47 7766974

TRONDHEIM, Outland:
Tel: +47 7352043

TRONDHEIM, Tronderfrim:
Tel: +47 73520840

TÖNSBERG, Brio Bamse:
Tel: +47 3316790

TÖNSBERG, Gledeshuset:
Tel: +47 92351707

PANAMA

HATO PINTADO, Arkham & Hobbie Games:
Tel: 507 3 95 60 11

PERU

AV ARENALES, Colores y Miniaturas:
Tel: 51 14 71 66 64

PHILIPPINES

LAHUG CITY, Neutral Grounds:
Tel: (632) 6385040

MAKATAI CITY, Neutral Grounds:
Tel: (632) 8195800

MUNTINLUPA, Neutral Grounds:
Tel: (632) 6502033

QUEZON CITY, Neutral Grounds:
Tel: (632) 6348082

SAN JAUN, Neutral Grounds:
Tel: (632) 7278583

TAGUIG, Hobbies and Landes:
Tel: (632) 850939

POLAND

BIELSKO-BIALA, Gnom:
Tel: 0048 33 8213432

KATOWICE, Bard:
Tel: 0048 32 2571817

KRAKOW, Bard:
Tel: 0048 12 633 80 63

POZNAN, Bard:
Tel: 0048 61 853277

WARSZAWA, Faber i Faber:
Tel: 0048 22 8491265

WROCLAW, Bard:
Tel: 0048 71 4217472

BIALYSTOK, Komnata Gier:
Tel: 0048 66381663

BYDGOSZCZ, Wszystko Gra:
Tel: 0048 608641909

GDANSK, Rebel Centrum Gier:
Tel: 0048 38 3470204

GDANSK, Umiech Naszego Dziecka:
Tel: 0048 38 3057045

GDYNIA, Futurax:
Tel: 0048 501563066

GLIWICE, U Zyraby:
Tel: 500891156

GLOGOW, Zielone Wzgorka Centrum Gier:
Tel: 740498775

GORA, Zielone Wzgorka Centrum Gier:
Tel: 602337754

KATOWICE, Smok:
Tel: 032 605 03 53

KIELECE, Wargamer:
Tel: 0048 24139335

KOSZALIN, Tecza Zabawki:
Tel: 94 3422075

KRAKOW, AGTOM:
Tel: 0048 12 3585678

KRAKOW, Bard:
Tel: 0048 12 2596140

KRAKOW, Magic Traders:
Tel: 12 3801543

KRAKOW, Sklep Imperium:
Tel: 514812564

KRAKOW, Sklep Smok:
Tel: 0048 12 4330110

KRAKOW, Valkiria-sklep:
Tel: 0048 12 4115525

KRAKOW, Vanaheim:
Tel: 0048 12 4221137

LEGNICA, Sklep Feniks:
Tel: 0048 69 4606018

LODZ, Da-la:
Tel: 0048 42 6337263

LODZ, Gamelord:
Tel: 0048 42 6311161

LODZ, Stagfar Studio:
Tel: 640500752

LODZ, Strategia Centrum Gier:
Tel: 0048 796595339

LODZ, Twoja Książka:
Tel: 0048 42 6021326

NYSA, Raptor Hobby:
Tel: 69809624

OPOLE, HMS Computers II:
Tel: 0048 77 4547413

OSTROW WIELKOPOLSKI, Centrum Gier Arena:
Tel: 0048 694877877

OSWIECIM, Sklep Modelarski Model-Hit:
Tel: 0048 602745519

PILCHOWICE, Imperator FF:
Tel: 0048 662250291

POZNAN, Cube-Q-Workshop Polanka:
Tel: 061 6712415

POZNAN, Cube-Q-Workshop M1:
Tel: 061 6712415

POZNAN, Cube-Q-Workshop King Cross:
Tel: 0048 506079264

POZNAN, Cube-Q-Workshop Panorama:
Tel: 514812564

POZNAN, Cube-Q-Workshop Pestka:
Tel: 514812564

POZNAN, Wilczek:
Tel: 0048 503652888

PSZCZYNA, Red Scorpion:
Tel: 602656281

RADOM, Wargamer:
Tel: 0048 503582781

RZESZOW, WAW Sklep Modelarski Hobby:
Tel: 017 85 28 101

SIEMIENOWICE, Jaga PHU:
Tel: 0048 32 2290139

SZCZECIN, Fenix:
Tel: 0048 69594995

TARNÓW, Salon Gier Jaskinie:
Tel: 8732904053

TORUN, Sklep Papierniczy:
Tel: 0048 56 6522593

TORUN, Wszystko Gra:
Tel: 0048 56 6522593

WARSZAWA, Aldorf:
Tel: 0048 22 6280392

WARSZAWA, Graal KEN Centre:
Tel: 0048 22 3089090

WARSZAWA, Aldorf:
Tel: 0048 22 6280392

WARSZAWA, Graal Blue City:
Tel: 0048 22 3117472

WARSZAWA, Graal CF Skorosze:
Tel: 0048 22 6827595

WARSZAWA, Graal Galeria Mokotow:
Tel: 0048 22 5413318

WARSZAWA, Graal KEN Centre:
Tel: 0048 22 3089090

WARSZAWA, Graal Sarmacka:
Tel: 0048 22 8427040

WARSZAWA, Hobbyst:
Tel: 0048 22 8340206

WARSZAWA, Morion Bemowo:
Tel: 0048 22 4239120

WARSZAWA, Morion Bielany:
Tel: 0048 22 4241062

WARSZAWA, Panda Zabawki:
Tel: 0048 22 8264461

WARSZAWA, Paradox:
Tel: 0048 22 6280785

WARSZAWA, Sklep Superserie:
Tel: 0048 515 434 444

WARSZAWA, Wargamer Centrala:
Tel: 0048 72457513

WARSZAWA, Wargamer CH Targowek:
Tel: 72457513

WROCLAW, Bolter:
Tel: 0048 71 3491910

WROCLAW, Games R Us:
Tel: 0048 666297232

WROCLAW, Wroclaw Model Centre:
Tel: 713419991

WROCLAW, Ogrym:
Tel: 0048 71 3771872

WROCLAW, Planszoweczka:
Tel: 792301796

ZABRZE, U Zyraby:
Tel: 510240581

PORTUGAL

ALCABIDECE, CascasPress:
Tel: +351 314 600 530

CARCAVELOS, Escala Directa
Tel: +351 241 581 257

ERICEIRA, Tabacaria Ovni:
Tel: +351 261 863 661

LARANJEIRO, Discocuepa:
Tel: +351 212 501 463

LISBOA, Fnac:
Tel: +351 219 404 700

LISBOA, Homeno Azul:
Tel: +351 213 629 382

LISBOA, Lojas Arena:
Tel: +351 213 155 580

LISBOA, Myrdinn's Magic, Lda:
Tel: +351 214 032 258

LISBOA, Puros e Companhia:
Tel: +351 217 156 791

LISBOA, Rocha & Vasconcelos - Dentinho:
Tel: +351 213 833 257

LISBOA, Sete Rios Tabacarias:
Tel: +351 217 222 202

MIRAFLORES, Braca Riscos e Rabiscos:
Tel: +351 214 904 908

PAIVAS, Brinca Brincando:
Tel: +351 212 254 841

PALMEIRA, Devir Livraria, Lda:
Tel: +351 212 139 440

PORTO, Lojas Arena:
Tel: +351 222 011 388

SINES, Galeria BT:
Tel: +351 269 632 511

TELHEIRAS, Tabak:
Tel: +351 217 165 574

TORRES VEDRAS, Papalaria União:
Tel: +351 261 314 106

ROMANIA

BUCHAREST, Hobby Games:
Tel: 0040 72 1204918

RUSSIA

BARNAUL, Europa:
Tel: 8 (903) 072 0615

BOR, Karsel:
Tel: 8 (83159) 65 297

CHELYABINSK, Hobby Store:
Tel: 8 (912) 320 7006

CHEREPONEV, Galaktika:
Tel: 8 (921) 253 647

EKATERINBURG, Magicportal.ru:
Tel: 8 (343) 310 3987

EKATERINBURG, Mosigra:
Tel: 8 (343) 381 0076

EKATERINBURG, World of Models:
Tel: 8 (343) 381 0076

IRKUTSK, Krasivaya Iggra:
Tel: 8 (3952) 722 972

KALININGRAD, Fangorn:
Tel: 8 (912) 521 524

KAZAN, Urza:
Tel: 8 (917) 247 2938

KHABAROVSK, Karton:
Tel: 8 (924) 1019 100

KRASNOYARSK, Hobby Land:
Tel: 8 (905) 477 0023

KRASNOYARSK, Astronomikon:
Tel: 8 (905) 477 0023

KRASNOYARSK, Rodnik:
Tel: 8 (913) 573 3843

KRASNOYARSK, Mosigra:
Tel: 8 (913) 573 3843

KRASNOYARSK, Steel CD-DVD:
Tel: 8 (913) 265 2571

LUKINO, Aisberg:
Tel: 8 (908) 759 4906

MAGNITOGORSK, Gostinniy Dvor:
Tel: 8 (3519) 280 48 90

MOSCOW, Algeris:
Tel: 8 (495) 964 2782

MOSCOW, Algeris:
Tel: 8 (495) 628 3337

MOSCOW, Algeris:
Tel: 8 (495) 137 5868

MOSCOW, Algeris:
Tel: 8 (495) 261 5075

MOSCOW, Cardplace.ru:
Tel: 8 (495) 638 3429

MOSCOW, Editorog:
Tel: 8 (906) 085 8907

MOSCOW, Mosigra:
Tel: 8 (495) 641 831

MOSCOW, Paladin:
Tel: 8 (926) 777 1777

MOSCOW, Portal:
Tel: 8 (495) 633 1078

MOSCOW, Triomnos.ru:
Tel: 8 (495) 551 5405

MOSCOW, IP Kopeykin:
Tel: 8 (906) 679 7505

NIZHNIY NOVGOROD, Fishka:
Tel: 8 (831) 277 666

NOVOMOSKOVSK, World of Models:
Tel: 8 (915) 789 6484

NOVOSIBIRSK, Clever Games:
Tel: 8 (923) 155 0535

NOVOSIBIRSK, Clever Games:
Tel: 8 (913) 923 3588

OREL, Hobbist Store:
Tel: 8 (900) 381 7957

PENZA, Blockbuster:
Tel: 8 (962) 474 3886

PERM, Petropavlovsky:
Tel: 8 (912) 789 8412

ROSTOV NA DONU, Samolety, Tanki, Korabli:
Tel: 8 (863) 263 8353

SARATOV, Alien Logic:
Tel: 8 (902) 710 1415

SARATOV, Martel:
Tel: 8 (917) 307 9476

ST PETERSBURG, Art Miniatures:
Tel: 8 (812) 633 3395

ST PETERSBURG, Hobbist:
Tel: 8 (812) 315 7763

ST PETERSBURG, Mosigra:
Tel: 8 (812) 920 5106

ST PETERSBURG, Sargona:
Tel: 8 (812) 445 1054

TOMSK, Parad:
Tel: 8 (3822) 514 465

TULA, Okinava:
Tel: 8 (920) 747 5862

TVER, Armada:
Tel: 8 (910) 331 7639

TYUMEN, Perekrstok Mirov:
Tel: 8 (912) 923 9977

TYUMEN, Labirint Mirov:
Tel: 8 (904) 494 1786

ULAN-ULDE, BMV:
Tel: 8 (902) 1674 578

VOLOGDA, Muzgolog:
Tel: 8 (8172) 701 518

VORONEZH, Ilya Muromets:
Tel: 8 (4732) 918 721

VORONEZH, Editorog:
Tel: 8 (903) 856 1039

YAKUTSK, Artefakt:
Tel: 8 (914) 290 0860

YOSHIKAR OLA, Kenga:
Tel: 8 (8362) 460 112

SERBIA

BELGRADE, ANET Hobbystore:
Tel: 00 381 11 361215

BELGRADE, ANET Hobbystore:
Tel: 00 381 11 2652236

BELGRADE, EXIT Hobby store:
Tel: 00381 11 62 78 27

BELGRADE, White Dragon:
Tel: 00 381 11 6362722

NOVI SAD, Dragon:
Tel: 00 381 11 636 24038

NOVI SAD, Valhalla:
Tel: 00 381 21315538

ZRENJININ, Takeda:
Tel: 00 381 2364572

SINGAPORE

FUNAN CENTRE, Battle Bunker:
Tel: 65 93840450

FUSIONOPOLIS, Paradigm Infinitum:
Tel: 65 63343858

IONS ORCHARD, Prologue Bookstore:
Tel: 65 64651477

MIDPOINT ORCHARD, Paradigm Infinitum Pte Ltd:
Tel: 65 63343858

PLAZA SINGAPURA, Comics Connection PTE Ltd:
Tel: 65 63343858

SEREN CENTRE, Toy Station:
Tel: 65 64683054

SUOMERST, Harris Planerds:
Tel: 65 146555

SLOVAKIA

BRATISLAVA, Kristalavasala:
Tel: 421 948844794

BRATISLAVA, Madmaxon:
Tel: 421 2 524 927 87

KOMARNO, Jonako SRO:
Tel: +36704530489

KOSICE, Draco:
Tel: +421557296557; +421905518060

SPISSKA NOVA VES, War Gaming:
Tel: 4219393219155

SLOVENIA

BLED, Pik Pok:
Tel: 00386 45740830

LJUBLJANA, Crna Luknja:
Tel: 00386 59031220

LJUBLJANA, Dirindaj Citypark:
Tel: 00386 45768030

SOUTH AFRICA



CITADEL[®] HALL OF FAME

The Citadel Hall of Fame is a collection of the finest miniatures in the world, nominated by the people who know best: the artists, figure painters and designers themselves.

TERMINATOR CHAPLAIN

NOMINATED BY KEVIN CHIN

Kevin: It took my a long time to make my final decision. I first had to choose between my beloved Dwarfs and Space Marines, and between Juan Diaz's Terminator Chaplain and his Chaplain with jump pack!

Ultimately, however, it had to be the Terminator Chaplain as it has such presence, whether it's viewed on the tabletop or even in a display cabinet. The model's wide, indomitable stance and awesome skull helmet exude a real sense of menace. He looks arguably less noble and heroic than many other Space Marine characters, but that is very much the point in my mind – the Chaplains are there to put the fear of the Emperor in the foes of Mankind, nothing more. As a long-term collector of the Imperial Fists, a Chapter renowned for the fiery zeal displayed by their Space Marines, let alone their Chaplains, I knew I needed this model for my army the moment I saw it!

The belt-fed storm bolter and concave shape of his crozius arcanum are wonderful touches that complement the overall dynamic of the model. Finally, the scrolls of sanctity and purity seals that adorn the model really exemplify the Chaplain's role.



Kevin Chin is not only a fantastic artist, but has been an avid fan of Games Workshop for many years. Renowned for the enormous number of armies he has painted, Kevin certainly knows plenty about what makes a great miniature.



Any enemy of the Emperor would wither beneath such a gaze!



The shoulder pad bears a winged skeleton, adding to the Gothic feel.



Parchments bearing litanies of faith embellish the Chaplain's armour.

DESIGNER'S RESPONSE

Juan Diaz: When I was told one of my figures was to be included in the Citadel Hall of Fame, I was expecting it to be something like Inquisitor Coteaz, or one of my female sculpts such as Lelith Hesperax. To my surprise, Kevin has chosen the first Terminator I sculpted! It was a difficult task to update Jes' classic Terminator Chaplain because, even now, that figure is one of my all-time favourites.



Astorath the Grim



Chaplain with jump pack






Lemartes, Guardian of the Lost

A showcase of some of Juan's other models.

WHITE DWARF




NEXT ISSUE ON SALE JANUARY 28TH



SUBSCRIPTIONS

- Call Games Workshop Customer Services at 1-800-394-GAME
- Visit our website under "Books" www.games-workshop.com
- Visit your nearest Games Workshop Hobby Center or Independent Retail Store



NEW model for 2012 – available to subscribers ONLY! \$20.75US/\$25CAN

1 YEAR SUBSCRIPTION (12 issues)
for \$75us/\$85can

2 YEAR SUBSCRIPTION (24 issues)
for \$140us/\$155can



LIMITED EDITION WHITE DWARF MODEL
(Must have current *White Dwarf* Subscription)
for \$20.75us/\$25can



GET BOTH! SUBSCRIPTION IN A BOX
(12 issues plus the Limited Edition White Dwarf model)
for \$95.75us/\$110can

Please note that taxes (where applicable) will be charged to Canada and the following states: CA, CO, CT, GA, IL, MD, MA, MI, MO, NJ, NY, PA, TN, TX, VA, WA, and WI.

* Model shown smaller than actual size. Actual size model is shown at top of page.

