

INSIDE: THREE-PLAYER KARAK EIGHT PEAKS WARHAMMER CAMPAIGN

GAMES
WORKSHOP

WHITE DWARF

GAMES WORKSHOP'S MONTHLY MAGAZINE

WD375 March 2011



WARHAMMER

ORCS & GOBLINS

WD375 March 2011 WWW.GAMES-WORKSHOP.COM


ISSN 0265-8712



9 770265 871073

UK £4.50 EURO €7.50 DENMARK 60kr SWEDEN/NORWAY 70kr/60kr POLAND 22.50pl

GAMES
WORKSHOP



Cover artwork by Dave Gallagher

EDITORIAL

WHITE DWARF 375 MARCH 2011

STUDIO WHITE DWARF TEAM

Editor: Andrew Kenrick.
Staff Writers: Andy Hall and Adam Troke.
Designers: Christian Byrne and Matthew Hutson.
Assistant Designer: Tom Hutchings.
Web Photographer: Jim Sowter.
Reprographics: Jim Shardlow and Kris Shield.

UK TEAM

Coordinator: Rik Turner
Contributors: Dave Cundy, Zak Gucklhorn, Bek Hawky, Karen Miksa, Lise Tildsley.

CONTRIBUTORS

Dave Andrews, Nick Bayton, Robin Cruddace, Simon Grant, Matthew Hobday, Jervis Johnson, Phil Kelly, Mark Latham, Chad Mierzwa, Chris Peach, Duncan Rhodes, Jeremy Vetock, Sarah Wallen and Matthew Ward.

CITADEL DESIGN TEAM

Mike Anderson, Giorgio Bassani, Trish Carden, Juan Diaz, Martin Footitt, Michael Fores, Colin Grayson, Jes Goodwin, Mark Harrison, Alex Hedström, Nick Ho, Matt Holland, Neil Langdown, Aly Morrison, Brian Nelson, Gavin Newton, Oliver Norman, Seb Perbet, Alan Perry, Michael Perry, Dale Stringer, Dave Thomas and Tom Walton.

'EAVY METAL TEAM

Neil Green, David Heathfield, Mark Holmes, Kornel Kozak, Darren Latham, Joe Tomaszewski and Anja Wettergren.

ARTWORK

John Blanche, Alex Boyd, Kevin Chin, Paul Dainton, David Gallagher, Neil Hodgson and Nuala Kinrade.

CUSTOMER SERVICES

Tel: (0044) 0115 91 40000
 Fax: (0044) 0115 916 8044

GAMES WORKSHOP ONLINE

www.games-workshop.com

FORGE WORLD

www.forgeworld.co.uk
 Tel: (0044) 0115 916 8177
 Fax: (0044) 0115 916 8044

THE BLACK LIBRARY

www.blacklibrary.com



Mighty Sigmar protect us all! Have you seen the size of that spider? The model (itself the size of a Land Raider) is enough to trigger nightmares, so it's best not to consider how the citizens of the Old

World would feel when an actual Arachnarok Spider lumbered out of the wood. No, best you ready your cannon; or, better still, follow the Forest Goblins' example and cling on for dear life.

Of course, the emergence of such a fantastic (not to mention humongous) monster – the largest kit we've ever done for Warhammer – can herald only one



thing: the Orcs & Goblins are here. As one of our most iconic races, they were the natural choice for the first army book for Warhammer, and the whole team responsible have really pulled out all the stops to make it a fantastic release. Make sure you pick up a copy of the new army book (in hardback and in full colour, no less) to see what all the fuss is about. In the meantime Adam Troke has pinned down Jeremy Vetock and Mark Harrison for the full scoop later in the issue.

The green tide has well and truly swept through the White Dwarf bunker this month, as we have a huge battle report (complete with not one but three Arachnarok Spiders); an Army Workshop, in which Duncan shows you how to paint a distinctly savage greenskin army; and Jeremy Vetock presents a three-way campaign fought between the Night Goblins, Skaven and Dwarfs within the halls of Karak Eight Peaks.

But that's not all the campaigning that we've got for you this month as there's also a mini-campaign for War of the Ring revolving around the events that eventually led to the fall of the Necromancer, Dol Guldur Awakens. Our Studio Armageddon campaign wrapped up recently as well and Adam Troke brings you the highlights from a furious two months of gaming – I won't spoil the result for you here though, you'll have to go and see who won for yourself.

Finally, we must bid farewell to Adam, who after nearly three years with us is leaving the bunker and moving back to join the games developers. He has written some great articles for us in that time, but our loss is their gain – we're all very excited to see what book he's let loose on first.

Andrew Kenrick, Editor

Copyright © Games Workshop Limited 2011. All rights reserved. The names of the characters, items, events and places therein are trademarks of The Tolkien Enterprises, Inc. All Rights Reserved. The Lord of the Rings, The Fellowship of the Ring, The Two Towers, The Return of the King, and the names of the characters, items, events and places therein are trademarks of The Tolkien Enterprises, Inc. All Rights Reserved. The names of the characters, items, events and places therein are trademarks of The Tolkien Enterprises, Inc. All Rights Reserved. The names of the characters, items, events and places therein are trademarks of The Tolkien Enterprises, Inc. All Rights Reserved.

Games Workshop, the Games Workshop logo, GW, Citadel, the Citadel device, Warhammer, Warhammer logo, Warhammer Armies, The Game of Fantasy Battles, the twin-tailed comet device, Warhammer 40,000, the Warhammer 40,000 logo, 40K, 40,000, the double-headed eagle/Aquila design, White Dwarf and all associated marks, logos, names, places, characters, creatures, races and race insignia, illustrations and images from the Warhammer world and Warhammer 40,000 universe are either ®, TM and/or © Games Workshop Ltd 2000-2011, variably registered in the UK and other countries around the world. All Rights Reserved.

SUBMISSIONS All material submitted to us for publication is only accepted on the assumption that the copyright in it is, by the very act of submission, unconditionally assigned by the author as beneficial owner and with full title guaranteed to Games Workshop Limited. We also retain the right to edit and/or amend all material as we see fit. So, if you do not wish to assign copyright in this way, please do not send us your submission. We're afraid we cannot work in any other way! Full details of our submissions policy can be found on the legal section of our website at: <http://www.games-workshop.com>

CORRESPONDENCE We welcome comments about White Dwarf, Games Workshop games and Citadel miniatures. All letters except subscriptions and Mail Order should be addressed to: White Dwarf, Games Workshop, Willow Road, Lenton, Nottingham NG7 2WS.

Please mark your envelope clearly with the name of the game you are writing to us about. If you want a reply you must enclose a self-addressed stamped envelope (overseas readers should include IRCs). We receive an enormous amount of mail. We do read every letter but it may take a little time for us to reply to you, so please be patient!

You can find Games Workshop on the World Wide Web at the following Internet address:

www.games-workshop.com

GAMES WORKSHOP



NEW LINE CINEMA



Please be aware that Games Workshop products are usually sold unpainted and unassembled and the contents of any products may vary from those shown herein (for example, any banners shown may not necessarily be included). Pictures are used for illustrative purposes only. In accordance with national laws, Games Workshop is prohibited from selling spray paints and bid equipment to certain age groups. Further, certain Citadel products may be dangerous if used incorrectly and Games Workshop does not recommend them for use by children under the age of 16 without adult supervision. Whatever your age, be careful when using glues, bladed equipment and sprays and make sure that you read and follow the instructions on the packaging. Prices correct at time of going to press. Customers are advised to contact Games Workshop for current availability and current Games Workshop prices. Prices quoted are for products sold by Games Workshop through its own stores, catalogue or website. Independent retailers are responsible for determining their own prices.



Product Code: 6024999375

ISSN: 0265-8712 03

Games Workshop Limited


Willow Road, Lenton
 Nottingham
 NG7 2WS

Registered in England and Wales
 – Company No. 01467092.

WARHAMMER®

WAAAGH! DA ORCS

The ground trembles with the approach of countless feet, for the Orcs & Goblins are on the march. We take a look at all the new kits and talk to the miniatures designers and games developers responsible, starting on page 18.



FEATURES

18 WAAAGH! DA ORCS

The Orcs & Goblins are unleashed upon the Old World, so Jeremy Vetock and Mark Harrison sat down with Adam Troke to talk greenskins.

32 KARAK EIGHT PEAKS

Jeremy presents a three-player Warhammer campaign to capture the ruined Dwarfen halls of Karak Eight Peaks.

40 WYCH CULTS OF THE DARK ELДАР

The savage sport of the Wych Cults provides sustenance to the Dark Eldar, as Phil Kelly explains.

48 DOL GULDUR AWAKENS

In this War of the Ring mini-campaign, the forces of the Necromancer are unleashed upon the Elves of Mirkwood.

54 BLOOD ANGELS: ANCIENT HEROES

Mat Ward is roused from his ancient slumber to dispense wisdom on the Blood Angels' mightiest warriors.

HOBBY

86 RETURN TO ARMAGEDDON

Last month the White Dwarf team kicked off their new campaign to determine the fate of Armageddon. This month it reaches its climactic end.

98 ARMY WORKSHOP: ORCS & GOBLINS

Duncan Rhodes takes up his paintbrush and shows us how to paint a distinctly savage Orc & Goblin army.

BATTLE REPORT

64 THE FOREST OF SPIDERS

Da Great Green Prophet leads a huge invasion of greenskins down from the Grey Mountains. Can the Dwarfs and Bretonnians stop them?



REGULARS

02 NEW RELEASES

New miniatures hitting the stores near you soon.

14 NEWS

The latest news for the Games Workshop hobby.

84 STANDARD BEARER

Jervis waxes lyrical on the history of dice.

94 'EAVY METAL

We showcase the 'Eavy Metal team's Orcs & Goblins.

104 FRONTLINE

Hobby activities and news in your area.

NEW RELEASES

WARHAMMER

ORCS & GOBLINS

This month the unstoppable power of the Waaagh! is unleashed with three awesome new plastic kits for the Orcs & Goblins and a brand-new army book. March is the time to loose the greenskins upon the Warhammer world!





ARACHNAROK SPIDER

First up this month is the gobsmacking Arachnarok Spider, the largest plastic miniature we've made for Warhammer. With loads of options, including a clutch of Forest Goblins, the Arachnarok is a stunning centrepiece for your army.

The Arachnarok Spider is a massive new monster for Orc & Goblin players to include in their army. This beast of a kit is so huge that it needs its own 150mm x 100mm base – it's the largest plastic miniature for Warhammer so far. In addition to the colossal spider itself, the kit contains eight Forest Goblin crew and a Goblin Great Shaman. There are also options to add a Flinger, a devious weapon that bombards the foe with sticky spider's web strands, or a Catchweb Spidershrine. The shrine makes the Goblin Great Shaman riding on the Arachnarok Spider a Loremaster, meaning that he knows all of the spells of the Little Waaagh!

The Forest Goblin crew each have separate heads for more versatility and the design of the howdah allows you to perch them in a number of positions – Alex Hedström and Aly Morrison have taken great pains to ensure your Arachnarok Spider will be as distinctive as possible.



This Arachnarok carries a Flinger, a catapult that fires a sticky mass of toxic spiders at the foe.



TURN TO PAGE 26 TO SEE THE FULL RULES

Pictures for illustrative purposes only. Product contents may vary. Products sold unpainted and unassembled. Certain Citadel products may be dangerous if used incorrectly. Prices correct at time of going to press, please contact us for current availability and prices. Prices quoted are for products sold by Games Workshop through its own stores, catalogue or website. Independent retailers are responsible for determining their own prices.



ARACHNAROK SPIDER £36
 Product code: 99120209023
 Sculpted by Colin Grayson,
 Alex Hedström and Aly Morrison.
 €45.50, 350dkr, 440skr/nkr, 175zl

ON SALE MARCH 5TH


**MULTI
PART
PLASTIC
KIT**



The kit also includes a host of small
 (by which we mean dog-sized)
 spiders to further enhance the model.



The kit includes a Catchweb Spidershrine and a Goblin Great Shaman.



The Arachnarok's many-eyed face – small wonder it causes Terror.

Pictures for illustrative purposes only. Product contents may vary. Products sold unpainted and unassembled. Certain Citadel products may be dangerous if used incorrectly. Prices correct at time of going to press, please contact us for current availability and prices. Prices quoted are for products sold by Games Workshop through its own stores, catalogue or website. Independent retailers are responsible for determining their own prices.

SAVAGE ORC BOAR BOYZ

This new multi-part plastic kit enables you to utilise the devastating frenzied charges of the Savage Orc Boar Boyz against your foe.



Savage Orc Boar Boyz are able to wield two hand weapons from boar back (they're so reckless they don't even try to hang on).

MULTI
PART
PLASTIC
KIT



From the talented quartet of Brian Nelson, Mike Anderson, Matt Holland and Neil Langdown come the new Savage Orc Boar Boyz – a kit utterly rammed with options and accessories. The set enables you to build five Savage Orc Boar Boyz armed and equipped with choppas and shield, spear and shield or two choppas. Savage Orcs have the ability to fight recklessly with two weapons from the back of an angry boar, a special rule unique to them but one that comes with a risk – they fail Dangerous Terrain tests on a 1 and a 2.

SAVAGE ORC BOAR BOYZ £15.50

Product code: 99120209025

Sculpted by Brian Nelson, Mike Anderson, Matt Holland and Neil Langdown.

£19.50, 150dkr, 190skr/nkr, 75zt

ON SALE MARCH 5TH



The drummer sounds the advance with wild abandon.



A Savage Orc Boar Boyz charge is incredibly deadly.

Pictures for illustrative purposes only. Product contents may vary. Products sold unpainted and unassembled. Certain Citadel products may be dangerous if used incorrectly. Prices correct at time of going to press, please contact us for current availability and prices. Prices quoted are for products sold by Games Workshop through its own stores, catalogue or website. Independent retailers are responsible for determining their own prices.

SAVAGE ORCS

Savage Orcs are utterly feral warriors, frenzied troops who bask in the joy of battle. This box includes 10 multi-part models with enough options to delight any greenskin player.



The kit contains parts to build a deadly Big Stabba.

The new Savage Orcs box set contains 10 Savage Orcs, all of whom can be built in a multitude of ways. Whatever upgrade you fancy for your Savage Orcs, this kit has it! Not only do you get bows, extra hand weapons and shields but you also have the components to build a full command and a big stabba. Designed for killing massive jungle creatures, Big Stabbas are huge weapons that require two Orcs to wield them – they give your regiment D3 Strength 5 Impact Hits when they charge!

A mob armed with spears and shields, as well as a Big Stabba upgrade.



MULTI
PART
PLASTIC
KIT

SAVAGE ORCS

£18

Product code: 99120209024
Sculpted by Brian Nelson,
Mark Harrison, Neil Langdown and
Matt Holland.
£22.75, 175dtk, 220skr/nkr, 87.50zt

ON SALE MARCH 5TH



Savage Orc armed with a club and shield.



Savage Orc Boss with two hand weapons.



Savage Orc armed with a bow.

SEE DUNCAN RHODE'S SAVAGE ORC ARMY WORKSHOP ON PAGE 98.

Pictures for illustrative purposes only. Product contents may vary. Products sold unpainted and unassembled. Certain Citadel products may be dangerous if used incorrectly. Prices correct at time of going to press, please contact us for current availability and prices. Prices quoted are for products sold by Games Workshop through its own stores, catalogue or website. Independent retailers are responsible for determining their own prices.

The Orcs & Goblins army continues to grow with the addition of these fantastically detailed metal miniatures, including the new Goblin unit upgrade, the Nasty Skulkers, a Savage Orc Shaman and Wurrzag, da Great Green Prophet.

SAVAGE ORC GREAT SHAMAN

Most Orcs and Goblins view Shamans with a mixture of fear and bewilderment – not the Savage Orcs! The primitive greenskins regard them with awe, hanging on their every insane utterance. This squig-waving Savage Orc Shaman, sculpted by Mark Harrison (with boar by Brian Nelson), will find an honoured place amongst the Savage Orcs released this month.



**SAVAGE ORC GREAT SHAMAN
ON WAR BOAR** £10.25
Product code: 99060209211
Sculpted by Brian Nelson
and Mark Harrison.
€15, 115dkr, 140skr/nkr, 50zl

ON SALE MARCH 5TH

WURRZAG

Wurrzag is an utterly mad Orc Shaman, convinced he is the prophet who will usher in the return of Gork and Mork. As such he travels the Warhammer world, rallying Orc tribes to realise their potential and conquer the world in the name of their gods. He's also a really powerful spellcaster capable of turning nearby enemy wizards into squigs!

WURRZAG £10.25
Product code: 99060209209
Sculpted by Neil Langdown.
€15, 115dkr, 140skr/nkr, 50zl

ON SALE MARCH 5TH



NASTY SKULKERS



NASTY SKULKERS £8.70
Product code: 99060209210
Sculpted by Neil Langdown.
€12.50, 100dkr, 115skr/nkr, 42.50zl


ON SALE MARCH 5TH

While all Goblins are cunning, sneaky and unpleasant there are some who take this innate cruelty and raise it to an art form. These are the Nasty Skulkers, devious killers who lurk amidst the Goblin throng, ready to plunge a dagger into an exposed groin or underbelly. A regiment of Goblins can include up to three of these deadly gits.

SEE PAGE 18 FOR OUR ORC & GOBLIN FEATURE

Pictures for illustrative purposes only. Product contents may vary. Products sold unpainted and unassembled. Certain Citadel products may be dangerous if used incorrectly. Prices correct at time of going to press, please contact us for current availability and prices. Prices quoted are for products sold by Games Workshop through its own stores, catalogue or website. Independent retailers are responsible for determining their own prices.

WARHAMMER: ORCS & GOBLINS



Warhammer: Orcs & Goblins heralds the start of a new era of army books, for it is printed in glorious full colour and sturdy hardback. Packed full of exciting rules, background, artwork and galleries of fantastically painted miniatures, Warhammer: Orcs & Goblins is a must-have addition for your Warhammer library.

WARHAMMER: ORCS & GOBLINS £22.50
 Product code: 60030209004
 Written by Jeremy Vetock.
 £29.50, 225dkr, 280skr/nkr, 112.50zl

ON SALE MARCH 5TH

AUTHOR, JEREMY VETOCK, TALKS ABOUT THE WAAAGH! FROM PAGE 32

WARHAMMER BATTLE MAGIC: ORCS & GOBLINS

This handy pack of magic cards is the perfect tool for helping greenskin players remember the all-important know-wots when they're casting the Spells of the Big Waaagh! and Little Waaagh! The pack contains 16 cards in total – that's all the spells for both lores as well as the lore attributes as a handy reference when you play.

WARHAMMER BATTLE MAGIC: £4.10
ORCS & GOBLINS
 Product code: 60220209002
 £5.25, 40dkr, 50skr/nkr, 20zl

ON SALE MARCH 5TH

**AVAILABLE WHILE
STOCKS LAST**



DARK ELДАР



The Wych Cults continue to grow this month and Dark Eldar collectors get a welcome boost with these metal miniatures by Jes Goodwin and Juan Diaz. The Dark Eldar are bolstered by a Succubus, Beastmaster and some amazing creatures.

BEASTMASTER

Beastmasters are a central aspect of the arenas of the Dark Eldar. Experts in dominating even the most savage alien creatures, Beastmasters ride into battle upon skyboards alongside their bloodthirsty beasts, indulging in the slaughter even as their creatures slake their own thirsts upon the enemy.

DARK ELДАР BEASTMASTER £8.70

Product code: 99060112062

Sculpted by Jes Goodwin

£12.50, 100dkr, 115skr/nkr, 42.50zl

ON SALE MARCH 19TH



SUCCUBUS

A Succubus is an HQ choice for a Dark Eldar army, enabling you to include a Wych Cult leader for your force. Her incredible profile, backed up by a great 4+ invulnerable save in combat and some of the best combat weapons available, make her truly deadly.

DARK ELДАР SUCCUBUS £8.20

Product code: 99060112066

Sculpted by Jes Goodwin and Juan Diaz

£12.50, 100dkr, 115skr/nkr, 40zl

ON SALE MARCH 19TH



KHYMERAE

Khymerae are Warp-beasts, denizens of the Warp that the Beastmasters have hunted down and bent to their will, both to prove their mastery over all creatures and to provide a deadly tool in the arenas of Commorragh.

This set contains one model supplied from the designs shown.

DARK ELДАР KHYMERAE £8.70

Product code: 99060112063

Sculpted by Jes Goodwin

£11, 85dkr, 105skr/nkr, 42.50zl

ON SALE MARCH 19TH



Both Khymerae are available to order separately. Go to our website for details.

games-workshop.com

Pictures for illustrative purposes only. Product contents may vary. Products sold unpainted and unassembled. Certain Citadel products may be dangerous if used incorrectly. Prices correct at time of going to press, please contact us for current availability and prices. Prices quoted are for products sold by Games Workshop through its own stores, catalogue or website. Independent retailers are responsible for determining their own prices.

CLAWED FIEND

The Donorian Clawed Fiends are brutal and powerful creatures. Each time it suffers a wound, a Clawed Fiend gains an additional Strength 5 Attack – making them more powerful the longer they stay in the fight.



DARK ELДАР
CLAWED FIEND
Product code: 99060112067
Sculpted by Jes Goodwin
€17.50, 135dkr, 170skr/nkr, 67.50zł

ON SALE MARCH 19TH

RAZORWING FLOCK

Razorwings are deadly raptors that hunt in lethal flocks with a natural cruelty that is greatly admired by the Dark Eldar. Razorwing Flocks are capable of slicing both flesh and bone with their knife-sharp wings and powerful beaks.



DARK ELДАР
RAZORWING FLOCK
Product code: 99060112068
Sculpted by Jes Goodwin
€9.75, 75dkr, 95skr/nkr, 37.50zł

ON SALE MARCH 19TH



TURN TO PAGE 40 TO READ ABOUT THE WYCH CULTS OF COMMORRAGH

Pictures for illustrative purposes only. Product contents may vary. Products sold unpainted and unassembled. Certain Citadel products may be dangerous if used incorrectly. Prices correct at time of going to press, please contact us for current availability and prices. Prices quoted are for products sold by Games Workshop through its own stores, catalogue or website. Independent retailers are responsible for determining their own prices.

BLACK LIBRARY



Black Library publishes a range of novels and sourcebooks that delve deep into the worlds of Warhammer and Warhammer 40,000. These are available in many of our stores worldwide, as well as in bookshops in certain countries. However, if you are finding it difficult to get hold of any of these publications then go to the Black Library website, where books may be purchased directly.

www.blacklibrary.com

NECROMUNDA OMNIBUS

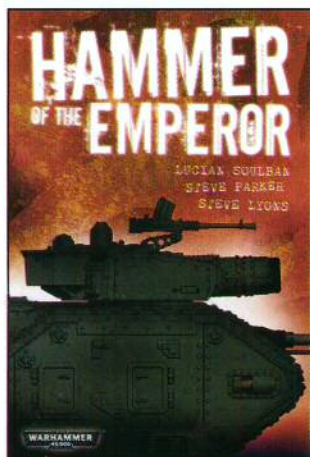


In the nightmare industrial underworld of Necromunda, brutal gangs clash, desperate to increase their standing with the rich, decadent families who occupy the uppermost spire of their teeming hive city. Necromunda Omnibus Survival Instinct by Andy Chambers, Salvation by C.S. Goto and Junktion by Matthew Farrer.

This book is available to order as a P.O.D. through www.blacklibrary.com

NECROMUNDA OMNIBUS £20
by Chambers, Goto and Farrer


HAMMER OF THE EMPEROR



Whether charging forward on foot or crushing the enemy with their machines of war, the soldiers of the Imperial Guard are unwavering in their duty. On worlds unnumbered, they repel the forces of Chaos and stand fast against the threat of the alien and the heretic in a conflict without end. This omnibus collects three tales of savage warfare and heroism on the frontlines.

HAMMER OF THE EMPEROR £10.99
by Lyons, Parker and Soulban
ISBN: 978-1-84970-028-3
€15, 115dkr, 140skr/nkr, 54.95zt


SAVAGE SCARS



The forces of the Greater Good hold power on the planet Dal'yth, and the time has come for the mighty armies of the Imperium of Man to move against the Tau Empire. Space Marines from the White Scars Chapter lead the ground assault against the aliens, launching into combat with speed and fury, shedding blood as they gain ground against their enemies.

SAVAGE SCARS £7.99
by Andy Hoare
ISBN: 978-1-84416-564-3
€10.50, 85dkr, 100skr/nkr, 39.95zt


BROKEN HONOUR



The armies of Hochland are at breaking point. Beset on all sides by the feral beastmen, the safety and prosperity of the province is shattered. These are desperate times. Mercenary Captain Eriksson looks to capitalise on the conflict, buying the freedom of a group of prisoners to form a new free company. On the battlefields of Hochland, either damnation or redemption awaits them.

BROKEN HONOUR £7.99
by Robert Earl
ISBN: 978-1-84970-026-9
€10.50, 85dkr, 100skr/nkr, 39.95zt

BLOOD GORGONS



The Blood Gorgons Chaos Space Marines are called to the defence of one of their recruiting worlds to protect the populace from a plague of undeath. The expeditionary force is struck down by mysterious enemies, leaving only one survivor – Bond-Brother Barsabbas. Stranded and alone, Barsabbas must dig deep into his hatred and his cunning to survive.

BLOOD GORGONS £7.99
by Henry Zou
ISBN: 978-1-84970-006-1
€10.50, 85dkr, 100skr/nkr, 39.95zt

Pictures for illustrative purposes only. Product contents may vary. Products sold unpainted and unassembled. Certain Citadel products may be dangerous if used incorrectly. Prices correct at time of going to press, please contact us for current availability and prices. Prices quoted are for products sold by Games Workshop through its own stores, catalogue or website. Independent retailers are responsible for determining their own prices.

Forge World

Forge World makes a huge array of resin kits and accessories designed to complement our range of Citadel miniatures, including super-heavy tanks and huge Titans.

Go online to see more of these awe-inspiring models:


www.forgeworld.co.uk



GOLDEN DEMON APPROACHES

Every year Games Workshop hosts a number of sensational Games Day events around the globe. Not only are these a great excuse to play some amazing games, meet the designers, sculptors and painters you see in the pages of *White Dwarf* each month and celebrate the hobby, but they're also host to the Golden Demon painting competition.

Next month in *White Dwarf* we pay homage to the best of the best from 2010 with a gallery of the Slayer Sword winning entries from around the globe. Expect to see plenty of gorgeous pictures featuring what must be some of the best painted miniatures ever and words of wisdom from the painters themselves. These pieces are so good they must be seen to be believed.



Martin Footitt's gold-winning entry in the 2010 UK Golden Demon Open Category.

Brushes at the Ready

About this time of year you can count on one thing here in the Studio – a band of talented painters are already hard at work on their Golden Demon entries.

Games Workshop staff can only enter the Open category, so in the Studio there's some friendly competition to make sure that every entry is the best it can be!

Already the Golden Demon heavyweights are hard at work. Martin Footitt, expert sculptor, former 'Eavy Metal painter and winner of the gold award in the Open category at UK Golden Demon 2010 has commenced work on this year's entry. Martin's not alone either: Mike Anderson, himself a winner in previous years, is also beaver away.


Don't be put off if you've not started your own entry yet, there's a few months to go – so get busy!

GOLDEN DEMON 2010 WINNERS' DISPLAY

Far from the crowds of Games Day, the Citadel Miniatures Hall at Warhammer World will be playing host to some of the winning miniatures from 2010's UK Golden Demon competition.

Kindly loaned by their painters, these miniatures show levels of dedication and talent that will hopefully inspire you in your own entries for 2011 and beyond.

Drop by from April 9th to June 17th for a close-up view of these exceptional works of art.



GAMESDAY & GOLDEN DEMON 2011

It's that time of the year again, and even now we're starting to prepare for Games Day 2011. Tickets go on sale in just a few months time, but White Dwarf subscribers can get theirs even sooner than that.

Last year's Games Day was a magnificent event, packed to the rafters with participation games, displays and Golden Demon entries – arguably, the best Games Day ever! However, this year we're aiming to make it even better still.

Over the years, Games Day has served as the backdrop for many exciting spectacles and fabulous new releases. We've featured vast mega-battles, such as the biggest tank battle in history and the ruination of Azhag the Slaughterer. We've showcased some of the very best examples of what the Studio get up to, including last year's The Island of Blood gaming table, as featured in the pages of White Dwarf and which served in the inaugural battle report.

You've been able to meet the many talents of the Design Studio, 'Eavy Metal, Forge World and the Black Library, there have been the ever popular hobby zones where you can build your latest miniatures, we've had a full-sized Space Marine Rhino grace the halls with its enormous presence, followed last year by a life sized, fully

articulated Space Marine and Ork. And then of course, the mammoth spectacle of more than a thousand entries into each year's Golden Demon. This is truly the greatest celebration of your hobby.

And this year we're delighted to announce that Games Day will also host the final of the magnificent new Armies on Parade competition. Check out next month's White Dwarf for details of the competition.

White Dwarf Subscribers

Tickets to Games Day 2011 are released on 28th May. However, White Dwarf subscribers will be able to purchase theirs from 9th April – almost two months earlier.

And, following the success of last year's unique seminars, subscribers will once again have the opportunity to pre-book one of a strictly limited number of tickets to this year's exclusive seminars.

Over the coming months we'll reveal more of the details of Games Day 2011, both here and on games-workshop.com, but rest assured, this will be a Games Day not to be missed!



This year's exclusive Games Day Miniature is a venerable Skaven Warlord sculpted by Dave Thomas and, as in previous years, this fearsome character is included in the £30 ticket price.



EASTER AT YOUR LOCAL HOBBY CENTRE

Christmas and the Winter Crusade are now but distant memories, and with the onset of warmer weather Spring is finally here, and so too is Easter.

Hopefully your Christmas was a bountiful one and you are now the proud owner of a brand new army (or at least the beginnings of a new army), and with the recent half term break, those armies are all assembled, painted and ready for battle. But as the new Spring season dawns, it is once again time to let your armies expand and flourish into a fully fledged fighting force.

To give you plenty of help and advice this Easter, our dedicated staff will, as always, be on hand to share some tips and guidance when planning how to expand your armies. They'll be running loads of modelling and painting activities to help you raise your armies in no time

and, to cap it all off, at their regular gaming sessions you will be able to learn new battlefield tactics and strategies to help you take your fledgling force and become a fearsome warlord at the head of an immense horde!

And if that weren't enough, throughout April your local Hobby Centre will be hosting a series of exciting themed scenarios – check out the inside back cover of this very issue for a glimpse of what future holds...

So, to find out exactly what will be going on this Easter, get down to your local Hobby Centre today and ask them about their Easter activities, and check online at games-workshop.com.




Reaching for Glory

The Frozen Reaches, an adventure for Rogue Trader, throws the Explorers before an impending Ork invasion as they work to save the planet of Damaris. But first, they will need to organise squabbling factions. This is no easy task, as powerful forces work against them from the shadows...

Use all your influence to prepare a planet's defences as the Ork fleets close in on Damaris. Fight the xenos in space aboard the bridge of your starship, or meet the bloody Orks in brutal hand-to-hand combat on the ground! The decisions you make will decide the fate of thousands. Choose wisely, and reap the rewards of your victory.

www.fantasyflightgames.com


Warhammer Invasion Battle Pack



A strange moon is rising, casting the Old World in a sickly green light. What horrible future can be foretold?

Omens of Ruin, the first Battle Pack in the Morrslieb Cycle for Warhammer: Invasion the Card Game, introduces the nimble Wood Elves and their mysterious Forest Spirit allies. With three copies each of twenty never-before-seen cards, Omens of Ruin will augment existing decks and add variety to Warhammer: Invasion.

www.fantasyflightgames.com





COLLECTING & GAMING

The Games Workshop website has an impressive archive of gaming and collecting articles for you to enjoy.

Online you'll find enough tactical advice and sample army lists to sate any collector, along with new scenarios and more. The articles database contains additional battle missions, Apocalypse datasheets, guides for magic tactics and even quick reference sheets for each of our games. If you want to get your grubby mitts on these handy resources, get online now!

PAINTING & MODELLING

If you're embarking on a new hobby painting challenge, and need some good advice, make sure you check out our massive archive of painting and modelling articles.

Within the Games Workshop website you'll find all sorts of useful information to help you along, from detailed painting guides and instructions to tips that help you get the most out of your Citadel kits and scenery. All the articles are written by experienced hobbyists, for people just like you.




WHAT'S NEW TODAY?

Let's face it, we all wish we could get a little fix of White Dwarf every day, right? Well, every weekday Games Workshop updates its own blog, entitled What's New Today.

Written by hobbyists for hobbyists, What's New Today contains all the latest news on Citadel miniatures as well as hobby tips, painting and tactical advice. What's New Today also welcomes submissions from hobbyists from around the world, featuring the best of these in future articles or galleries.

WARHAMMER

WAAACH!
DA ORCS





This month is most definitely green, as Warhammer: Orcs & Goblins is released! White Dwarf's Adam Troke braves the growing Waaagh! to find out more about this fantastic slew of releases.

There's no denying the fact that the Orcs & Goblins are central to the imagery and attitude of Warhammer, thanks to their unique blend of wanton brutality and entertaining Orcish madness. The greenskin menace is a rolling tide of anarchy and violence, an unstoppable horde of warriors intent on the destruction of everything in its path – total devastation, not for some high and mighty principle nor political agenda, not even in the furthering of some diabolical world-ending objective, but for the simple joy of battle and the thrill of combat.

Those are the Orcs & Goblins, whose presence in Warhammer is essential to make it what it is: the various greenskins are the worthy protagonist in many of the greatest and most exciting tales from the Warhammer world. The Orcs & Goblins are the ancient and hated enemies of the Dwarfs, leaving scars and bitterness with them so deep that even generations later their hatred is unabated. The Empire was forged amidst endless wars against the greenskin menace and many of Sigmar's greatest glories were wrought in battle against them. Two thousand years later and

the Orcs continue to plague Sigmar's heirs, with Waaagh! after Waaagh! smashing into the embattled Empire. Bretonnia, the Wood Elves and High Elves too have their feuds with the greenskins – one only needs to look as far as Grom the Paunch to see how even the most unlikely locations can fall prey to their barbaric attentions.

With their place and provenance rooted so deeply in the imagery and history of Warhammer, the Orcs & Goblins were always odds on favourite to be the subject of an army book after the release of a new edition, and what an army book it is! In fact, the whole release this month is a frantically exciting affair. The book is a first for Warhammer army books, heralding in a new era of hardbound and full-colour books. The book contains plenty to get excited about, from brand-new colour artwork and background stories, to new unit entries and special characters.

Over the next few pages we'll be delving into the new releases, speaking to the author of the new book, Jeremy Vetock and just some of the many talented miniatures designers who have helped to make the fantastic new models.

Waaagh! on da Web



White Dwarf isn't the only place up to its armpits in the green tide this month, the Games Workshop website also faces the unstoppable might of the Waaagh!

If you go online to our website you'll find all manner of great articles. The databanks are bursting with strategy guides, tips and tactics to painting advice and tutorials – everything an Orc Warboss (or Goblin Warboss for that matter) could hope for. If you're looking for a double dose of greenskin goodness, make sure you get online to the Games Workshop website – there's plenty to be found.

games-workshop.com

WARHAMMER: ORCS & GOBLINS

Warhammer: Orcs & Goblins is the first in a great new style of army books, printed in full colour and hardback. Bulging with loads of fantastic new colour artwork and exciting background on the tribes and Warlords of the Orcs & Goblins, the book is a great read for all fans of Warhammer. As well the new army list, it also includes all the rules, profiles and points values you need to use your models on the table. This book contains everything a general needs to launch his very own Waaagh! upon the denizens of the Warhammer world.



Waaagh!

The distinctive Orc battlecry of Waaagh! accompanies any massed greenskin charge. In the game, Orc Warbosses can call a Waaagh! once per game when he declares a charge. When he does this, all units of Orcs on the table add +1 to their combat resolution for the rest of his turn, representing the boisterous, battle-loving nature of the Boyz!



The cheerful fellow at the helm of the new Orcs & Goblins book is Jeremy Vetock. His contagious (some might say rabid) enthusiasm for all things green-skinned made him the perfect candidate to captain the project for Warhammer: Orcs & Goblins. In my quest to unveil everything that I could about the new releases, Jeremy was my first port of call.

'The Orcs & Goblins background has always attracted me,' Jeremy explains when I ask him about his involvement in the Orcs & Goblins project. 'From their history to the little bits of colour text woven throughout years of White Dwarf magazine and odd places like the back of box sets (the old Regiments of Renown were hilarious!) the army has always had a distinctly Warhammer voice.'

As Jeremy speaks, it's interesting to note that the things that draw him to the infamous greenskins are the self-same aspects that appeal to the rest of us. 'I enjoy how they speak,' he adds, 'and their over-the-top comedic violence,' he adds. 'Orcs resolve debates with judicious use of an eye-gouge or a kick to the 'urty bitz. They are colourful with just

a touch of the zany – really the best (and one might argue the most brutal) villains Warhammer.'


As Jeremy eulogises, I'm drawn to look through the new army book, an impressive hardback tome that oozes all of the character, menace and excitement one has come to expect from the greenskins. I asked Jeremy how he had decided what to put into the book and what to leave out.

'Getting to work on the Orcs & Goblins book was one part hard work and one part dream come true,' he explains.

'On a background front my aim was to include all the classic information and stories that first drew me in to the Orcs & Goblins while bringing to the fore a bit more on the tribes – their various compositions and eccentricities. The Orcs & Goblins have always been full of a vast richness of different characters and aspects, but there has rarely been room to explore it. I mean, Savage Orcs aren't just a troop type, they are a lifestyle! The idea was to give more information on some of the Orc & Goblin tribes – who they were, where they are from, how they lived, and so on.'

The Arachnarok Spider is a terrifying monster, scuttling from its lair with Forest Goblins clinging on for dear life.





ORC BOYZ

Mobs of Orc Boyz are the mainstay of the greenskin armies, they're the footsoldiers of the Waaagh! and they love to fight amongst each other if there are no enemies to hand. The hulking Orc physique makes them superb combatants, able to withstand terrible wounds and granting them incredible brute strength. In large mobs, Orc Boyz launch devastating charges

into the ranks of the foe, using huge choppas to smash through the armour (and flesh and bone) of their victims. While most Orcs keep their feet firmly on the ground, some ride into battle on captured (but far from tame) boars. This crude cavalry is incredibly effective, combining Orc toughness and ferocity with the feral strength and razor-tusked aggression of a boar.

In line with this attitude towards the different 'types' of Orcs & Goblins, Jeremy has also focused on the Goblins. 'That all comes from something that Mat Ward had pointed out to me years ago,' Jeremy explains. 'Night Goblins are really exciting because we know where they come from (tunnels in the mountains) and they have developed a slew of interesting stories, upgrades and troops over the years. By comparison we've only scraped the surface with the other gobbos – well, no longer! Think of the Forest Goblins in their web-haunted dens, the thieving caravan trader tribes, the bog-dwelling ambushers or the Wolf Rider tribes from the plains. They are all archetypes of the crafty, spiteful Goblin and they all get a little something extra. Wolf Riders get a special character who embodies their hit-and-run style. The sneakiness of Goblins is embodied by the new Nasty Skulkers unit upgrade (who lurk in units waiting to stab enemy characters in the soft bitz). As for Forest Goblins? Well, they get the biggest addition of them all! Of course, a new focus on Goblins doesn't mean we've forgotten the Night Goblins – you'll find they do quite well, Squig Hoppers had a points reduction and can be joined by Big Bosses on Great Cave Squigs, and there is a new Rare choice: the dreaded Mangler Squigs.'

All this attention on the gobbos sets a man's mind to thinking that perhaps the Orcs have been left behind a little. 'Not at

all,' Jeremy reassures me when I voice the question. 'While first and foremost Animosity is the special rule that defines the Orcs & Goblins army, there are plenty of other rules too that really emphasise the Orcs over their stunter, weaker and generally subjugated Goblin cousins.'

Animosity is the rule that covers the quintessentially greenskin ability to get so distracted in the middle of a battle that they will stop concentrating on the enemy and in fact take out their frustrations on a nearby rival instead. It's a staple of the Orc & Goblin army, and one that's sparked no small amount of debate and discussion over the years.

'Speaking of Animosity, it's worth a look at. This was the subject of much debate amongst the games developers and something that Jervis and I worked hard to make sure we were happy with. As Jervis puts it, we want Animosity to reflect the Orcish ways, but still be even handed. This is the kind of place where rules meet background in the most pleasing way. Sure, there's a chance that your Orcs will take out their frustrations on a nearby unit, but they might just do something really useful instead. It's fair and adds character to the way the army plays, but it's unlikely to win or lose a game by itself.'

The other rule that Jeremy was alluding to is the Choppas rule. This is a special rule designed to portray the brute strength and fury of an Orc assault.

Choppas

Orcs seldom wield weapons of impressive design, and they certainly never make them.

Instead they use crude-but-effective axes, clubs, spears and blades that they smash into their foes with terrifying enthusiasm (until they get tired). In the first round of any combat, Orcs with the Choppas rule receive +1 Strength bonus, regardless of the weapon they are using.





SAVAGE ORC BOAR BOYZ

The mentality of the Savage Orcs is remarkably akin to the belligerent nature of the boars that Orcs like to ride into battle, making for a relationship that both wholeheartedly enjoy (one could also argue that their shared lack of hygiene is another uniting factor).

At the start of a battle all Savage Orcs will work themselves into a frenzy, chanting and drumming until the entire mob reaches a fever pitch of insane rage. As soon as the battle begins (assuming they can wait that long) the Savage Orcs will make for the enemy, whooping, hollering and unleashing many a cry of 'Waaagh!' Savage Orcs fortunate enough to ride on a boar are able to get to grips with the foe that much quicker than their comrades, streaking forwards on a squealing, grunting mass of tusks and muscles right into the heart of the enemy force.

Their unruly nature is further highlighted by the carefree (some might say dangerous) way in which they wield two weapons from boar-back, risking life and limb in the effort to do as much 'ead krumping as possible.



Wurrzag

Wurrzag is da Great Green Prophet, the envoy of Gork and Mork, determined to usher in the coming of da godz! A Shaman of prodigious powers, Wurrzag is renowned for turning his rivals into squiggly beasts, and calling upon the power of both Gork and Mork to smash the foe into bloody ruin.



'The Choppas rule is one that will be especially welcome by those who field Orcs,' Jeremy enthuses. 'All Orcs, regardless of what they are armed with, receive a +1 Strength bonus in the first round of combat. This has all kinds of ramifications that will make Orc Warbosses rub their green hands together with glee – Orcs with spears can deliver some wicked punishment (they're Strength 5 in the first round if they are Big 'Uns!) and Big Bosses and Warbosses become even nastier! It also separates the Boyz from the gobbos, if you see what I mean.'

The book has a whole lot more to it than these exciting new rules, however; in fact, as you turn the pages you can see the evidence of a great deal of care and consideration, and some fantastic new

miniatures to boot. When I asked him about the new models, Jeremy was glowing with praise towards the Citadel miniatures design team. 'Those guys have made the background come alive – a few lines of description text from me (and on the odd occasion an enthusiastic but badly wrought mock-up) and they produce utterly phenomenal models.'

This month the Orcs & Goblins range has grown by three new plastic kits – the Savage Orc Boyz, Savage Orc Boar Boyz and the Arachnarok Spider. Brian Nelson paved the way for much of the work on the Orcs, and was joined by renowned names such as Mike Anderson, Mark Harrison, Matt Holland and more. I collared Mark to ask him about his involvement in the Savage Orc kits.

SAVAGE ORCS

By the standards of Elves, Dwarfs or even Men the Orcs are a primitive lot. However the Savage Orcs are cruder and even more under-developed. Savage Orcs are in many ways traditional Orcs, who have kept to the old ways. No less violent minded and warlike than their cousins, they do however shun the use of modern developments such as metal weapons and armour. Instead they clad their bodies in furs and pelts and use crude but effective weapons with stone heads or pieces of sharpened bone.

As natural hunters, Savage Orcs often carry around huge weapons designed to slay the massive feral beasts that they feed upon – dubbed ‘Big Stabbas’, these weapons are so large that two Orcs must wield them together. Whilst intended to slay giant beasts, mammoths and the like, a Big Stabba is equally capable of delivering a deadly spear thrust to the enemy as the mob charges howling into the ranks of the foe.

To protect them, Savage Orcs daub themselves in blue paint – their Shamans painting this onto their flesh as a mark of protection. Whilst this might appear somewhat ridiculous to onlookers, its effect is very real and sword strokes, spear thrusts and even bolts and shot can be deflected from the Orcish skin it protects.



‘Including Brian, who made the prototypes for the Savage Orcs and their boars, there were five of us who worked on the two kits,’ Mark says. ‘As a team we spent a while refining the designs of the models, creating mock-ups and making sure that we had an overall design that we were very happy with. The biggest part of the challenge was to make a single kit that catered for each of the optional upgrades that you can find in the army lists – that caused a lot of fiddling around to make sure it fitted onto the frames. We generated a list of materials that were suitable for the Savage Orcs to use for their weapons and wargear and stuck to that religiously. The list included materials such as flint, bone, tusks, wood and so on. In short, anything that most primitive of Orcs might utilise. As

you look at the kits you can see that we’ve continued the same themes on the items, in spite of their curious manufacture. Similar iconography and imagery exists on the Savage Orcs as with the other Orc Boyz – this is deliberate, we liked the idea that Orcs subconsciously adopt these same motifs regardless of their ‘kultur’. That speaks of a shared racial intelligence that we all liked.

‘Some of the options came later into the project,’ Mark continues. ‘Jeremy had the idea of the Big Stabbas and we were sure we could find a way to fit it onto the kit. We loved the idea of a massive, stone-headed weapon so we made sure to find space for it on the frame. Since we had already come up with the idea of making the weapon hands separate and raised up

Waaagh! Magic

The magical powers of Orc & Goblin Shamans are not fuelled by the Winds of Magic alone, but also by the violent energy of their fellow greenskins. When the Orcs & Goblins are fighting enthusiastically, the power of a Shaman’s spells are increased. While there are more Orc & Goblin units fighting in combat than fleeing, all spells receive +1 Strength bonus.

NIGHT GOBLINS

Night Goblins are, if it's possible, sneakier and even more cowardly than their Goblin cousins. Dwelling in dark, dank caves they spend their time cultivating fungus, Cave Squigs and fighting against each other incessantly. When they're not fighting against each other, the Night Goblins wage a persistent and cruel war against the Dwarfs, Skaven or, in fact, anyone else.

In addition to black-robed hordes of spear-wielding troops, the Night Goblins employ all manner of esoteric wargear and tactics, from deadly Night Goblin Fanatics to Cave Squigs that are goaded towards the foe.




Night Goblin Fanatic



GOBLINS

Goblins always enjoy the opportunity to inflict a little pain, especially if it can be done while the foe isn't looking their way. Amongst any band of Goblins there are always a few who excel, perhaps as Shamans or even Big Bosses who can lord it over their fellows. More devious still are the Nasty Skulkers, who mangle within the mob, waiting for a chance to leap out and jam a sharp blade into the guts of a likely looking victim. Laying low a noble champion with a shank to the groin is just the sort of thing that pleases Goblins no end.





high, it was a simple enough option to include. That pose is intentional too. Orcs work best in large regiments and we wanted to make it as easy as possible for hobbyists to rank their models up.'


While Mark and the team worked on the Savage Orcs, Alex Hedström and Aly Morrison took on the awesome challenge of the Arachnarok Spider, our largest ever plastic monster for Warhammer. 'Aly and I worked together on this kit for a long time,' Alex says, when I ask him about the huge arachnid. 'We used a 3-up model of a Giant Spider, such as the Forest Goblins normally ride as a scale reference (a 3-up is a resin model three times the size of the finished piece, and a key part of the design process). That was about the right size, but we wanted something with a fuller body and more menace – after all, the Arachnarok was going to be an army centrepiece and didn't need to fit into a unit of Spider Riders. So we chose a pose that was menacing. He looks like he's descending on his prey, his face low and his abdomen high – like a spider from a horror movie.'

'It takes its design cues from the other spiders we've made, but of course the biggest distinction is the massive howdah full of Forest Goblins. Aly and I had so much fun with these. The Arachnarok is truly massive, so you can fit plenty onto the howdah. While Aly made the wooden platform, I went to town working on the Goblins. It was a cool time, as Jeremy would come over with ideas and Aly and I shared all our work to produce the finished piece. We covered all the options off too: if you don't build the Flinger, then there's no point putting the Goblin who is loading the ball of webbing onto the kit. So we made alternate arms and face for him, with him being attacked by a spiderling instead. With the kit finished, we also made loads more little spiders and gave them to the cunning chaps who make the moulds – we asked them if they would squeeze on as many extra spiders as they could and they did a great job. Anywhere there's an empty space on the frame, it's been filled with another little spider, perfect for decorating bases or crawling over the Arachnarok itself.'

Animosity

Unless bashed into line by their Bosses, greenskins have a tendency to scrap amongst themselves.

Each turn, on a roll of a 1, they must roll on the Animosity table, possibly fighting nearby units or surging recklessly on.



DA BIG STUFF

Not everything that fights alongside the greenskin hordes has green skin. The chance to unleash mayhem and devastation is an opportunity that many creatures of the Warhammer world take up. Towering Giants willingly throw their lot in with the Orcs & Goblins, and Trolls are drawn to the greenskins by the plentiful supply of carcasses and refuse that they leave in their wake.

While these gigantic additions might not be 'propa greenskins', they are big enough and brutal enough to find a welcome place in the ranks of any Orc & Goblin tribe. In fact, many Warbosses and Warlords go out of their way to secure the services of just such an ally and well they might. Few creatures can trample on a regiment of Empire Knights with quite the degree of joy (and efficacy) that a Giant can muster. Even the skill of the Elves is little use against the regenerating flesh (and brutal strength) of a band of Trolls.



MARCH OF DA SPIDER-GOD

The Arachnarok is the largest of the many spiders that infest the wild woods, a colossal, high-unstoppable predator bigger than an Empire town house. Capable of stalking and trapping entire Beastmen herds, as well as even larger prey such as Giants or Cygor, the Arachnarok will first incapacitate its victim with flesh-dissolving venom before drinking their liquefied innards.

For the Forest Goblin tribes, Arachnarok Spiders are a source of awe and reverence, worshipped as living idols of the Spider-god. The Arachnarok Spiders seem to tolerate this with indifference, treating the Forest Goblins that crawl over their armoured carapaces as though they were young broodlings that need to be carried upon their great spiny backs. Great, crude howdahs are created atop the beasts using green saplings and copious spider-silk twinings to build platforms from which to fight in battle.

When Arachnarok Spiders are summoned to war, they do not cause the ground to tremble, but rather they creep forwards almost silently. With unnerving stealth they bring their bloated, nightmarish bulk to bear against the foe, poisoned fangs wreaking havoc, the Forest Goblin crew picking off any survivors. Sometimes the Goblins will mount a crude-but-effective Flinger on the Spider's back, or a Shaman will commandeer it as his war platform.



ARACHNAROK SPIDER

	M	WS	BS	S	T	W	I	A	Ld
Arachnarok Spider	7	4	-	5	6	8	4	8	-
Forest Goblin Crew	-	2	3	3	-	-	2	1	6

TROOP TYPE: Monster.

SPECIAL RULES: Forest Strider, Immune to Psychology, Large Target, Obstacle Strider, Stubborn, Swiftstride, Terror, Wall-crawler, Poisoned Attacks (Arachnarok Spider only).

Howdah Crew: The Arachnarok Spider is ridden by a small mob of Goblins. The Arachnarok Spider and its howdah crew have their own characteristics, but are treated as a single model. If the Spider is removed as a casualty, then the Forest Goblin crew are removed along with it.

When moving, the model always uses the Movement characteristic of the Spider. The Spider and crew use their own Weapon Skill, Strength, Initiative and Attacks characteristics when they attack. Each can attack any opponent that the model is in base contact with. The crew use their own Ballistic Skill when making shooting attacks.

All hits upon the Arachnarok Spider are resolved using the Spider's Toughness and Wounds. In combat, enemy models attacking the Arachnarok Spider use the Spider's Weapon Skill when rolling to hit. However, we assume the crew to be in complete control of the monster, so the Arachnarok Spider's Leadership is never used.


An Arachnarok Spider is treated as a monster in all other respects, as described in the Warhammer rulebook. It may be taken as a ridden monster for a Goblin Great Shaman, in which case any shooting attacks against the Arachnarok Spider will hit the monster on the D6 roll of 1-4, and the Great Shaman on a roll of 5+, as normal.

Natural Armour (4+): The Arachnarok Spider is protected by a thick, chitinous hide, granting it an armour save of 4+.

Venom Surge: The Arachnarok Spider uses a jolt of poison from its huge, envenomed fangs to kill more formidable opponents. Before rolling to hit, nominate one of the Arachnarok's attacks to be made with the Venom Surge, and roll it separately. In addition to being Poisoned, this attack has the Multiple Wounds (D6) special rule.



SPIDER BITZ



Wot all dem bitz are called:

- 1-2: Da body
- 3-4: Da maw
- 5-8: Big carapace plates
- 9-10: Fangs
- 11-12: Small carapace plates
- 13: Da spider's face
- 14-21: Fangs and fings
- 22-41: Legs and claws
- 42-44: Trees for standin' on
- 45-46: Bitz of howdah
- 47-51: Little spiders
- 52-65: Little bitz of howdah
- 66: Da Flinger
- 67: Bigger spider
- 68: Flinger web rope
- 69-70: Howdah poles
- 71: Catchweb Spidershrine
- 72: Forest Goblin Shaman
- 73: Da Shaman's head
- 74: Da Shaman's wavy stick
- 75-82: Forest Goblin bodies
- 83-89: Forest Goblin heads
- 90: Flinger ammunition
- 91: Argh, get it off me!



Grimgor Ironhide

Without doubt the choppiest, killiest Orc in recorded history, Grimgor Ironhide has cut a bloody swathe across the Warhammer world. Alongside his elite bodyguard, the Black Orc regiment known as da Immortulz. With Gitsnik, his magic axe, in hand Grimgor has laid waste to everyone and everything in his path, unmatched by any foe.

Adam: The enormous army list found within Warhammer: Orcs & Goblins enables players to create a host of different forces centred around all manner of themes and concepts. From massive hordes of Goblins and Night Goblins to relatively compact, but heavy-hitting cavalry forces or even armies packed with monsters and monstrous infantry, the Orcs & Goblins army book has it all – with 26 unit entries in total, the army list is massive. Presented here is just one possible army: a mixed force that features a variety of units including infantry, cavalry, monstrous infantry and a couple of huge monsters.

The force is built around Grimgor Ironhide, my own favourite greenskin character – his pugnacious attitude and super-hard combat ability make him a great

choice to lead any army into battle. In combat he's one of the very best fighters in the Warhammer world. He has the stones to chop, hack and smash his way through anything in his path, and to call a Waaagh! when his ladz gets stuck in.

Grimgor hasn't got to go it alone, either, because he's backed up by the da Immortulz, a formidable regiment of Black Orcs with an enhanced Weapon Skill of 5. They're armed to the teeth (in fact, that's one of their rules: Armed to da Teef lets them choose between hand weapons, two-handed weapons and additional hand weapons) so they have great versatility against a range of different foes. If you need to scythe through ranks of weak troops, they can use two choppas, if they're fighting heavily armoured foes they can use



great weapons to split 'em apart. If you're worried about taking losses, you can use shields to increase your save and get that all-important 6+ parry save. In short they can do it all, and with Grimgor leading them, there's very little to fear.

As for the rest of the army, it's formed up of large units of Boyz and gobbos, all with the intent of smashing the enemy to bits, or bogging them down while the Boyz get into position to cause carnage.

Pigface, the Battle Standard Bearer joins Bulgegut's Big 'Uns to give them some much-needed leadership and provide a second, ultra-reliable killing machine for the force. Big 'Uns with spears are a fearsome proposition for any opponent to face off against and that battle standard means the unit will stick around even if

things go awry. Rotgob's Savage Orc Boar Boyz can be relied upon to go smashing into the enemy (but because of their frenzy, not to hold back in a reserve capacity) so flanking duties are instead given out to da Gristlehounds, the unit of 10 Goblin Wolf Riders and Big Krunk, the army's Giant. Krunk can hit like a ton of bricks, so he's a good unit to back up your Boyz when they're in a fight while the Gristlehounds have the numbers to take away the enemy's flanks if all goes well.

Use the gobbos as your expendable chaff to be used and abused for your ultimate victory. Grimgor doesn't care about the gobbos, and nor should you. Hold down the enemy with them until proper Boyz can come crashing in and make some serious impact.

LORDS

Grimgor Ironhide

355 points

HEROES

Gnashrog Brainmasha

Level 2 Orc Shaman.

100 points

Pigface Elf Smasha

Orc Battle Standard Bearer.

80 points

CORE

Lurgak's Choppa Boyz

30 Orc Boyz with shields, musician, standard bearer and Orc Boss.

245 points

Da Blue Howlerz

20 Savage Orcs with spears, shields, Big Stabbas, musician, standard bearer and Savage Orc Boss.

255 points

Bulgegut's Big 'Uns

20 Big 'Uns with spears, shields, musician, standard bearer and Orc Boss.

235 points

Stabeye's Gitz

20 Goblins with spears, shields, 2 Nasty Skulkers, musician, standard bearer and Goblin Boss.

130 points

The Gristlehounds

10 Goblin Wolf Riders with spears, shields, musician, standard bearer and Wolf Rider Boss.

150 points

Bugeye's Blackrobes

30 Night Goblins with spears, netters, musician, standard bearer, Night Goblin Boss and a Fanatic.

190 points

SPECIAL

Da Immortulz

19 Black Orcs with shields, musician, standard bearer and Black Orc Boss.

272 points

Rotgob's Riders

10 Savage Orc Boar Boyz with additional hand weapons, musician, standard bearer and Savage Orc Boss.

235 points

RARE

Da Creepa

Arachnarok Spider

290 points

Big Krunk

Giant

200 points

TOTAL

2747 points

'ERE WE GO!

IN-STORE THIS MONTH

This month the Orcs & Goblins return amid a savage array of reinforcements and to mark the occasion your local Hobby Centre has its very own Waaagh! of green-skinned activities in store for you.

Savages and Arachnids

No Waaagh! is complete without a unit or two of Savage Orc Boyz and gribbly monsters. Happily the staff at your local Hobby Centre are on hand to give you a hand assembling your new Savage Orc warriors and the titanic Arachnarok Spider, not to mention the entire Orcs & Goblins range.

Tribal Colours

Whether you're expanding your existing Waaagh! or beginning your very first mob of Orcs & Goblins, make sure you have a chat with the staff at your local Hobby Centre about how to paint tribal markings, chitinous hides and carapaces and about choosing a colour scheme that brings it all together.

From the darkest woods

With such a myriad of characters, creatures, warriors and monsters, there are no shortages in battlefield tactics and strategies available to an Orcs & Goblins player. Talk to the staff at your local store about the new army book and find out how you can get the most from your greenskins.

Who wants a fight?

As everyone knows, Orcs are happiest when they're beating their opponents senseless, and with your Boyz assembled, painted and ready for battle, it's time to lead your Waaagh! to glory. Bring your armies into your local Hobby Centre and help defend your lands against the green-skinned menace, or join the marauders in a jolly good fight!


CONTACT YOUR LOCAL STORE FOR DETAILS!

www.games-workshop.com





THE BATTLE FOR KARAK EIGHT PEAKS



In the Worlds Edge Mountains there rages a battle like no other. Long-time Warhammer gamer Jeremy Vetock delves into the bloody history of the Dwarfhold Karak Eight Peaks and presents a campaign for refighting this infamous conflict.

Campaigns

Campaigns are a great way to play, linking together games to form part of a larger story. A campaign can be as focused or as grand as you want, from a simple series of three linked scenarios all the way up to lengthy map-based campaigns with custom rules. You can find more about campaigns in the Warhammer rulebook, the Mighty Empires Expansion and online:

games-workshop.com

Karak Eight Peaks was once the most powerful of all the Dwarfholds in the southern Worlds Edge Mountains. Its untold splendours were the envy of other realms and only Karaz-a-Karak was richer, although Karak Eight Peaks was older and was therefore accorded even more respect by the Dwarfs. It is said that the Dwarfs of this ancient hold were descended in unbroken lines from the Ancestor Gods.

The Dwarf name, Vala-Azrilungol, means Queen of the Silver Depths, and this hold was not just famed for its wealth, but also its location. A large portion of the city was built above ground, in a natural amphitheatre ringed by eight great peaks. The High Elves recorded visiting Karak Eight Peaks long before their strife with the Dwarfs and were amazed at its sheer size and unassailable walls, and they gloried in

the magnificence of the city nestled amongst those towering peaks. Yet more amazed still would they have been if they had travelled below. The Dwarfs delved deep below this fortress, and over the ages they carved out countless halls, mines, tunnels and shrines. Down in the depths were great vaulted courts, endless plazas and elaborate tombs housing revered ancestors and the mighty kings of old. It was said that not even one hundredth of the glory of Karak Eight Peaks was above ground. Here was a Dwarfhold strong and mighty, built for the ages.

A History of Strife

The Worlds Edge Mountains are a wild and dangerous place, and numerous monsters make their lairs there, dwelling in caves high up in the cliffs. The cries of Griffons

echo down the valleys and vast shadows of circling Wyverns criss-cross the slopes. Orc armies march through the passes and Night Goblins are rife throughout the mountain range. Yet so strong and secure was their hold that such worries little troubled the Dwarfs. It wasn't until the Goblin Wars, the upsurge of attacks that plagued the Dwarf realm 1500 years before Sigmar, that Karak Eight Peaks suffered any major attacks. In those turbulent times trade caravans and armies on the march were ambushed. Greenskins, Trolls and Ogres rampaged and many holds suffered grievous blows, some even falling. Several large-scale invasions attempted to take Karak Eight Peaks, yet all shattered ineffectively without so much as denting that fortified ring. The Dwarf realm began to steadily shrink as mines and cities fell, yet Karak Eight Peaks prospered.

The Beginning of the End

In the year -701 Dwarf miners broke through into a strange series of tunnels that had been gnawed out beneath their own. There are many creatures that dig deep into the dark places of the world, but this was not the work of some lone monster, but an extensive invasion by the Skaven. The Dwarfs were shocked to discover how deep the malignancy ran. The attack that followed all along the lower levels was devastating and, for the first time, Karak Eight Peaks was hard pressed.

As more and more Dwarfs became embroiled in the underground battles, the warriors who guarded the surface watchposts were stripped back and thrown into the vicious tunnel fighting along a vast network of mines deep below the surface. Sensing this new weakness, the Night Goblins renewed their assault on the mountains that ringed Karak Eight Peaks. For the next 150 years bitter and unrelenting warfare was waged above and below ground. Pressing with their numbers, the Skaven advanced upwards, taking over great expanses of mines and capturing whole forgehalls. Up top, the ring of roadblocks, watchtowers and stoutly guarded mountain gates around Karak Eight Peaks fell, one by one, into the hands of the Night Goblins. The lure of Dwarf-plunder drew Orcs in great numbers and in their wake strode Giants, Trolls and Ogres. Assault after assault was launched and the Dwarfs always inflicted vast casualties, but all too often they were also forced to steadfastly retreat in good order.

The Fall of Karak Eight Peaks

Slowly, insidiously, the Skaven began to poison the Dwarfen water supply. By the time the Dwarfs caught on to the foul act, many of their kind had consumed the waters and died horrible deaths. Then came a new wave of Skaven weaponry devised for underground fighting. Soon the

tunnels blazed with the fire of Warfire Throwers and the eerie greenish glow of poisoned gas drifting the halls.

Above and below ground, the long-standing gatehouses, guardtowers and fortified strongpoints did not have enough warriors to secure them. Matchless defences and well-devised chokepoints were abandoned as the Dwarfs were too thinly stretched to effectively resist the attacks. The greenskins were openly camping within the ring of the eight peaks and a pall of smoke hung above the besieged citadel at the heart of the stronghold. With a heavy heart and a beard torn ragged by desperate fury, King Lunn sealed up the sacred shrines of the ancestors and had runes of concealment inscribed over the vaults. Taking what heirlooms they could carry, the last survivors broke out of the hold and made their way through the mountains. Only after many heroic sacrifices did the Dwarf refugees finally reach the safety of the outposts of Karak Azul. Many thousands began the breakout, yet only some few hundred survived that journey.

The Black Years

The war did not end with the Dwarfen retreat. Instead the Skaven and Night Goblins fought for possession of the fallen hold. Unable to wear each other down, the fighting raged back and forth – dying out as leaders made truces, but reigniting when treachery ensued. As centuries passed, the Dwarfs sent expeditions to recapture the hold and many adventurers travelled to seek their fortune. Nearly all lost their lives in that black pit of despair and ruin. Hideous things crawled and bred in those depths and foul armies of Skaven and Goblins were everywhere.

The Dwarfs Return

In the year 2473 – nearly 3000 years after being cast out – the Dwarfs successfully returned to Karak Eight Peaks. Belegar, true descendant of King Lunn, led an expedition to reclaim his inheritance. He caught the Night Goblins focused on their battle with the ratmen and drove them from the ruins on the surface and reoccupied the old citadel. Before the greenskins could regather their strength, the Dwarfs refortified the citadel until it became, once again, virtually impregnable. There the Dwarfs stay, an isolated island secure (for now, at least) against a hostile sea of enemies.

“We sons of Grungni may have drunk deep from the bitter waters of misfortune, but we yet survive. Whilst a single Dwarf draws breath, we will fight the evils that assail us, and we will never, ever give up.”



THE ARMIES AT WAR

In the shadow of the eight peaks, armies fight in the ruins, undermines and surrounding mountains of that once great Dwarfhold. It is an unending age of battle. The Dwarfs, Night Goblins and Skaven all vie for dominance.



Dwarf Lord

The Dwarfs


Under King Belegar, the Dwarfs use the citadel as a base from which to launch expeditions into the surrounding mountains and subterranean halls. Through toil and blood, the Dwarfs, have even found a few lost artefacts, but they cannot expand their control beyond the citadel. The surrounding mountains and the depths below remain in the hands of their age-old enemies. The Dwarfs live in a state of perpetual siege, threatened at all times and from all directions. But there is hope.

Backed by the High King of Karaz-a-Karak himself, many attempts to break the siege and reinforce King Belegar have been made. Some have succeeded, as new warriors cut through the scum to strengthen the defenders. Many more such ventures have failed, adding to the butcher's bill of grudges awaiting settlement. With iron-hard determination, the Dwarfs long to reclaim the halls of their fathers and revenge burns brightly within them.


The Night Goblins

The Night Goblins were once a rabble, yet under the shrewd leadership of Skarsnik, the Warboss of the Crooked Moon tribe, they have become nigh-unstoppable. Under his command the Night Goblins now rule six of the eight peaks and are making progress underground, having recently won back the coveted Great Throne Hall from the Skaven. Unlike most greenskins, Skarsnik is patient – he is the spider at the centre of the web, awaiting the flies...

Ever devious, it was Skarsnik who called off the attacks on the Dwarfs in their citadel. He reckons his multitudes can crush the stunties at any time – yet with unequalled cunning, the greatest of all Night Goblin leaders instead plays the long game, for it is Skarsnik's plan to use the returned stunties as bait – drawing ever more of their bearded kind into his trap until stamping out the lot. In the meantime, he aims to keep the Dwarfs at less than subsistence level, a slow torment to let them know who really rules Karak Eight Peaks.



Skarsnik, Warlord of the Eight Peaks and Gobbler the Giant Cave Squig.



Queek Headtaker, Warlord of Clan Mors.

The Skaven

Deep below the surface of Karak Eight Peaks reside the Skaven. They call it the City of Pillars, as their kind has never cared a dropping for mountains and it was the vast halls of innumerable pillars that first impressed them. Clan Mors, arguable the greatest of all Skaven Warlord clans, have claw-marked the fastness as their own, making it their stronghold where they rule over a thriving Skaven-city and a major hub on the underground network of tunnels known as the Underway. So powerful has Clan Mors grown by gnawing on the decaying roots of that vast Dwarfhold that they have parleyed those riches into a seat on the mysterious Council of Thirteen, the rulers of all verminkind.

Yet despite the unrivalled success, Clan Mors knows that they rule nearly three quarters of the vast underground holdings of the City of Pillars, yet they do not own it all. This blemish weighs against their machinations on the Council and has delayed fully searching out and plumbing the armouries and forges of the ancient fastness. Thus has Queek Headtaker, the greatest and most active Warlord of Clan Mors, been ordered to return to the City of Pillars and take command of the vast Skaven forces there.

KARAK EIGHT PEAKS ON THE TABLETOP

This campaign is designed to capture the bitter action of the ongoing battles taking place in and around Karak Eight Peaks. The number of players and games is flexible, but three armies must be involved: Dwarfs, Skaven and Night Goblins.

This campaign is a series of battles between three sides – the Dwarfs, Skaven, and Orcs & Goblins. It is made up of different scenarios with the results building to a climactic final game involving all three armies. The system is flexible, accommodating differing numbers of players and games, as this best fit my gaming group, which is made of players who drift in and out as time allows. Feel free to expand or contract to the tastes and time requirements of your own group – for instance, agreeing to play each army twice before all playing in the final battle.

Fighting the Campaign

This campaign is made of a series of connected games to recreate the ongoing battles in and around Karak Eight Peaks. It was designed to start with a few battles for each army, and then finish with a grand climax in about a three week period.

The idea with this part of the campaign was to capture some of the diverse conflicts fought throughout the vast complex of ruins, involving a mix of underground battles and surface fights. These games are, for the most part, regular pitched battles pitting one army against another. We used 2000-point armies but players can agree any points size. These battles are a mix of new scenarios and existing ones from the Warhammer rulebook, most of which include a chance of the game being fought underground (see below). Campaign points are awarded for each game, and are then spent on bonuses in the final battle.

Opening Battles

For the first few weeks of the campaign, play as normal against your opponent, but roll a dice on the following table instead of the Pitched Battle table in the rulebook:

- 1 **The Watchtower** (see page 150 of the Warhammer rulebook)
- 2 **Seek & Destroy**
- 3 **The Chokepoint**
- 4 **Fighting Retreat**
- 5 **Battle for the Pass** (see page 146 of the Warhammer rulebook)
- 6 **Heroic Last Stand** (see page 394 of the Warhammer rulebook)

The Final Battle

After a few weeks of gaming, wrap up the campaign with the final battle – the Battle for the Throne Room.

Special Characters

Part of what makes Karak Eight Peaks special are the personalities involved – Skarsnik, Warlord of the Eight Peaks, ruthless Queek Headtaker and the grudge-seeking King Belegar. To encourage their use in every game, they can be taken for 'free' – that is, at no points cost so long as that model is your General. Should the special character be struck down or flee the table, roll on the Character Injury chart to see about his continuing use in the campaign. This made them especially survivable and helped build many old scores to settle.

For King Belegar, we counted him as a Dwarf Lord with Hatred (Orcs & Goblins, and Skaven). He was allowed runic weapons, armour and talismans worth up to an extra 155 points.

Naming other characters in the various armies – top Thanes, infamous Chieftains, King Belegar's brother Lord Duregar, Skarsnik's infamous ally Gorfang Rotgut, famed Battle Standard Bearers and so on – will only add to the 'grudginess'.

Underground Special Rules

Many of the battles in Karak Eight Peaks take place underground – if unspecified in the scenario, the battle is fought underground on the roll of a 1-4. On a 5 or 6 the game is fought as normal. If the game is fought underground set up the terrain appropriately and use the following rule:

Uncertain Footing & Low Ceilings: Cavalry, monstrous cavalry and all flyers must take a Dangerous Terrain test whenever they make a march, charge, flee or pursue move.

Campaign Points

After each battle, campaign points are awarded as follows:

Results	Campaign Points
Victor	3
Tie	2
Loser	1

Campaign points are spent before the final battle (see the Battle for the Throne Room). For every 3 full campaign points you spend you can choose to either take an 100 extra points or risk a single roll on the Random Events chart (which you roll immediately after your first turn – see the final scenario for more details). Any unspent campaign points are lost.



Dwarf Miner

Character Injury

If Skarsnik, King Belegar or Queek Headtaker are slain or flee the table during a battle, remove them from play as per normal and at the end of the battle roll a D6.

- 1 **Dead. Dead. Dead.** The character in question really is dead – a deed that will be remembered by all combatants of Karak Eight Peaks.
- 2-5 **Injured.** The model doesn't die, but is instead knocked out, buried in a cave-in or saved by another far-fetched happenstance. The character can be used in the next game, but must join that battle late – entering play along a friendly board edge on a roll of 4+, starting with the owning player's second turn. If the character never makes it to the battle, he has lost his way, but can be used in the next battle as normal.
- 6 **Ah-ha!** The hero was not slain! The character in question leapt to safety and can be used as normal in ensuing battles.



A Note on Underground Terrain

A few pieces of special terrain can give the impression of an underground battle. For our games we used Fungus Forests for any trees, hills were Scree Slopes and a few rockpiles, broken pillars or ruined ancestor statues helped set the tone. There are no hard and fast rules for scenery – but the more you use appropriate-looking terrain, the more of the Karak Eight Peaks atmosphere you can inject into your battles.

SEEK AND DESTROY

This scenario is about one side making a determined attack to wipe out a key structure or resource of the foe. This could be whatever you have suitable in your terrain collection. For our group it was Fungus Forests (if there are Night Goblins defending) or a Dwarf Brewhouse (for the Dwarfs), but you could easily see this being a Dwarf shrine, an Idol of Gork, an Ancestor's Tomb and so on.

THE ARMIES

This battle is fought between two equal points armies. Roll off to see which player is the attacker and which is the defender. If there is a Skaven player they will automatically be the attacker.

THE BATTLEFIELD

This battle is fought underground on a roll of 1-5. On a roll of 6 it is fought above ground. It is set up as described on page 142 of the Warhammer rulebook, with the exception being that the defender sets up the battlefield.

DEPLOYMENT

The defender chooses a table half and sets up his entire army first. He must also place the main objective (see below) in his own deployment zone. Otherwise use the same rules for deployment as Battleline (in the Warhammer rulebook, page 144).

FIRST TURN

After deployment, the attacker rolls a dice. On a roll of 1-5 he can choose who has the first turn. On a roll of 6, the defender can choose who goes first.

GAME LENGTH

The battle will last for six game turns, or until a time limit agreed by the players is reached, whichever comes first.

VICTORY CONDITIONS

Use victory points to determine the winner of the battle, as described on page 143. The defender gains +500 points if the main objective is not destroyed at the end of the game. The attacker gains +500 points if the main objective is destroyed.

SPECIAL RULES

Destroying the Main Objective. Normally terrain cannot be destroyed, but for this one-off battle it fits the objective to do so. Models in base contact with the terrain and not in contact with any enemies can attack it. There is no need to roll to hit, terrain is hit automatically. Fungus Forests are Toughness 5 with 5 Wounds each while the Dwarf Brewhouse is Toughness 8 with 6 Wounds. Units must choose whether to shoot at the Fungus Forest or any unit inside. Templates will affect both the terrain and any models touched. When the terrain reaches 0 wounds it is removed.

THE CHOKEPOINT

Karak Eight Peaks is full of defensible points: the narrowest point of a mountain pass, an arched stone bridge over a massive chasm or a small stone columned cavern before it opens into one of the miles-wide arched halls of a grandeur beyond belief. Naturally these areas are more easily defended than the open spaces of the grand caverns and so bloody battles occur to control them.

THE ARMIES

This battle is fought between two equal points armies. Roll off to see which player is the attacker and which is the defender. If there is a Skaven player, he will automatically play the role of the attacker in the scenario.

THE BATTLEFIELD

This battle is fought underground on a roll of a 1-4, using the special rules described earlier. On a roll of 5+ it is fought above ground. Set terrain up as described on page 142 of the Warhammer rulebook, with no terrain placed anywhere within 12" of the centre of the table's midpoint, to represent the crucial chokepoint that both forces are battling to control.

DEPLOYMENT

Roll off to see which player picks the half of the table they will deploy in. The opponent will deploy in the other half.

Players then take it in turns to place their units on the table, using the alternating units method of deployment described on page 142 of the Warhammer rulebook. Units may be placed anywhere in their deployment zone that is more than 12" from the centre line.

FIRST TURN

Roll off after deployment to see which player takes the first turn. The player that finished deploying his army first adds +1 to his dice roll.

GAME LENGTH

The battle will last for six game turns, or until a time limit agreed by the players is reached, whichever comes first.

VICTORY CONDITIONS

Use victory points to determine the winner of the battle, as described on page 143, but with the following additional victory point conditions. For every unit that ends the game in the opposing player's half of the table will gain an additional +100 victory points. Also, the side that can claim the most units within 12" of the centre point of the board gains an additional +250 points.

SPECIAL RULES

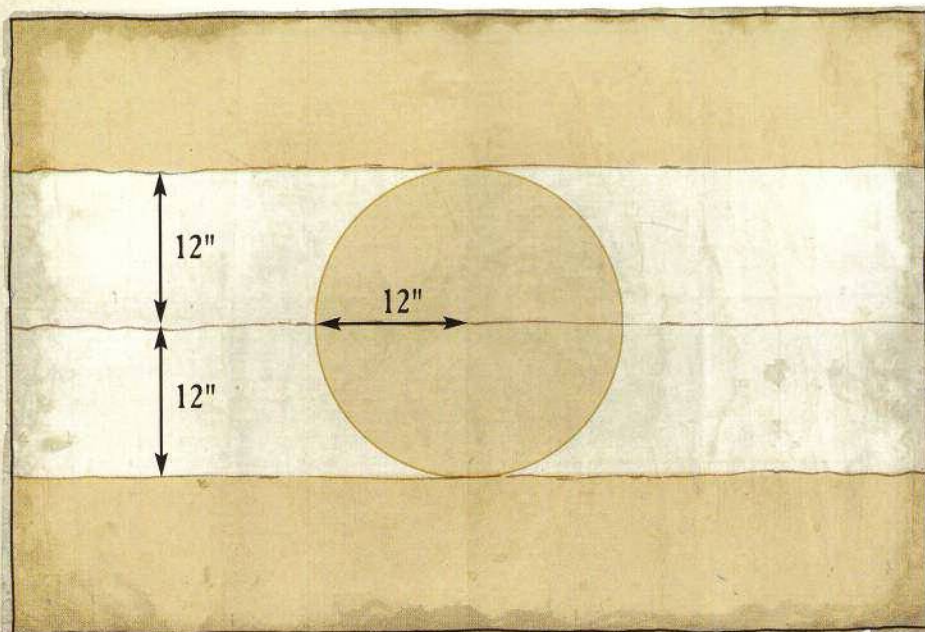
Fought With Great Fury. In this game all units gain the Hatred special rule against all models on the opposing side. If the model already has Hatred against a certain foe, he will now suffer Eternal Hatred against them (re-rolling misses in every round of close combat, not just the first).



In the tight confines of the tunnels, nets proved especially deadly.



The loss of Karak Eight Peaks saw many Dwarfs take the Slayer Oath.



Name that Place

In much the same way that naming all your characters adds to the sense of history in the campaign, so too can naming the sites of your battles. You don't have to go as far as drawing a map (although you can!), but naming the locations help to bring the campaign to life. That way, when you play the Chokepoint scenario, you're not fighting for a scrap of dirt, but for the Bridge of Grudges. And if you find yourself playing the same scenario again you can choose to set it in the same place, and then all the history and grudges from past games will come flooding back.



FIGHTING WITHDRAWAL

In the non-stop fighting in, under and around Karak Eight Peaks, there comes a time when an army must pull back in the face of a much stronger opposition, perhaps a forced retreat to a strong point or a redeployment to a better defended position. Territory is only grudgingly conceded in the bitter war, but resources are often scarce and warriors rested until reinforcements can arrive.

THE ARMIES

This battle is fought between an attacker and a defender. The attacker has +25% more points to begin with than the defender (in addition to any points modifiers). If there is a Skaven player he must always be the attacker.

THE BATTLEFIELD

This battle is fought underground on a roll of 1-3. On a roll of 4+ it is fought above ground. It is set up as described on page 142 of the Warhammer rulebook

DEPLOYMENT

The attacker chooses which long table edge he will enter play from, the opposing long table edge is the defender's destination. Next, the defender must set up his entire army. The defender must place all his models within 6" of the centre line. At least half of the defender's units (rounded up) must be facing towards the destination edge. After the defender has set up Scouts (if any) are deployed, with the defender placing first.

FIRST TURN

The attacker always gets the first turn and moves his models on from his own table edge. Any models that have no Movement value can be placed anywhere along their

table edge at the start of the first turn, but cannot shoot or cast magic in the turn in which they are placed.

GAME LENGTH

The battle will last for six game turns, or until a time limit agreed by the players is reached, whichever comes first.

VICTORY CONDITIONS

Use victory points to determine the winner of the battle, as described on page 143 with the following additions. The defender gains +100 points for every unit that ends the game on the tabletop (fleeing units do not count) and +100 points for every unit that exits safely off the edge marked as the defender's destination.

SPECIAL RULES


Exits Safely. The defender can move (not march) off the board edge marked as the defender's destination. If any part of the unit touches the board edge the unit is removed and considered having exited the battlefield for victory points conditions.

Escape-blockers. The attacker can nominate a single Core, non-horde unit to act as Escape-blockers. This unit can enter play from any table edge (as if coming on from reserves) at the start of Turn 2.



The colours of the ancient kings of Karak Eight Peaks flew above the recaptured keep. When Belegar marches to war, so too does his loyal Battle Standard Bearer.

My laid back 'play as many games as you can' approach worries some gamers. They either feel pressured as someone who plays ten times the amount of battles can garner an undue advantage (which is true) or, it is simply too random and they'd like more structure. The get-in-as-many-as-you-can approach works for my group as it is full of guys like me - we're all too busy with family, work or other commitments to play everyday (as great as that sounds!). So while one guy will strive to get in an extra game or two, it won't get too lopsided. If your group sees a larger disparity between the numbers of matches, by all means consider something with more restrictions on who plays who.



BATTLE FOR THE GREAT THRONE HALL

The Great Throne Hall is the largest single hall within Karak Eight Peaks and its pivotal location has made it the site of countless battles. The hall's strategic value – with unparalleled access to the lower depths, along with its superb defence points make it vital to the success of any plan to conquer the main underhalls. Whichever side can claim ownership of the hall can be said to be the reigning power of Karak Eight Peaks.

THE ARMIES

This battle is fought between three armies. All players can spend their campaign points for extra points or more rolls on the Random Events chart. Additional random events are rolled after the player's turn.

THE BATTLEFIELD

This battle is fought underground. Set terrain up as described on page 142 of the Warhammer rulebook, with a ruined dais in the centre of the battlefield.

DEPLOYMENT

Players roll off to determine who sets up first, with each player rolling a D6 and adding their campaign points total. The lowest scoring player must deploy in the central deployment zone. Up to three units can be brought in as reserves from any table edge – any units that can't be deployed are lost. After the first side has set up, the remaining players can place their Scouts, beginning with the player who has set up in the central deployment zone.

FIRST TURN

The remaining two players dice off, once again adding their campaign points total with the lowest scoring player having the first turn. Choosing either of the long board edges, the player takes his first turn, moving on from the table edge. Any

models that cannot move are placed on their table edge. They cannot shoot or cast magic in the first turn. After his turn is complete, the next player takes his turn, moving on from the opposite table edge. Finally, the player who set up in the centre can take his turn.

GAME LENGTH

The battle will last for six game turns, or until a time limit agreed is reached.

VICTORY CONDITIONS

Use victory points to determine the winner of the battle, as described on page 143 with the following additions. Ending the game with your General alive (and not fleeing) is worth 500 victory points. Slaying an enemy General is worth an additional 500 victory points. Also, the side that has the most models within 12" of the ruined throne of Karak Eight Peaks gains a further 500 victory points.

SPECIAL RULES

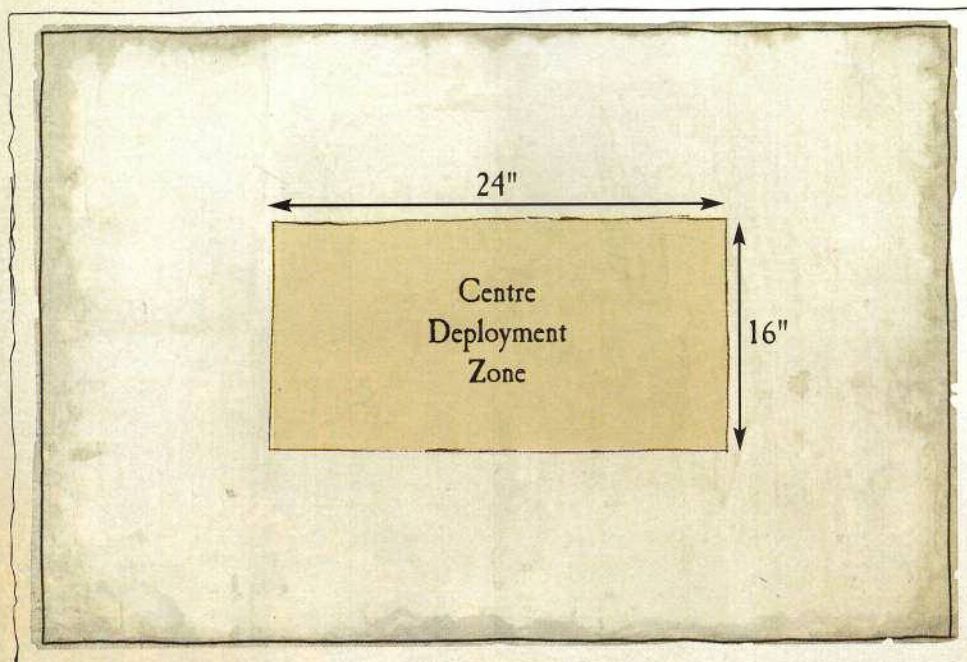
Three Sides. Follow the rules for fighting with additional players on page 407 of the Warhammer rulebook.

Random Events. At the end of every game turn roll on the Random Events table and apply the results. This is in addition to any events bought with campaign points.

Random Events

2D6 Event

- 2 **Tunnel collapse.** In the next game turn all models are treated as if they were in dangerous terrain.
- 3 **Luck Stone.** You may re-roll any single dice roll next turn.
- 4-5 **Cave-in.** Choose an enemy unit – their next move is treated as if the regiment was in dangerous terrain.
- 6 **Cave Beasts Attack!** Choose any enemy unit – they suffer 3D6 Strength 2 hits.
- 7 **Eruption of Squigs.** The winner of a roll-off (Night Goblins gain +2), chooses one enemy unit to suffer 2D6 Strength 5 hits with no armour saves.
- 8 **Ancient Trap.** The winner of a roll-off picks one enemy unit to suffer D6 Strength 6 hits.
- 9 **Secret Tunnel.** The winner of a roll-off (Skaven gain +1) may bring a Core unit of up to 150 points on to the table in the same way as reinforcements.
- 10 **Sinkhole.** Choose an enemy unit – all models in the unit must pass an Initiative test or die with no saves allowed.
- 11 **Dwarfen Ancestors.** The winner of a roll-off (Dwarfs gain +2), chooses one enemy unit – it must pass a Terror test or flee.
- 12 **Surge of Magic.** The winner of a roll-off gains an additional +D6 power dice to use in their next Magic phase.



WARHAMMER
40,000

WYCH CULTS OF THE DARK ELDAR



The Dark Eldar feast upon pain, using the suffering of others to extend their own unnatural lives. Nowhere is this more apparrant than in the dark arenas of Commorragh. In this article Phil Kelly explores the world of the Wych Cults.

Dark Eldar society thrives on the infliction of pain and suffering. Because of this, Commorragh – the nightmarish city-realm that pulses within the webway like a vast galactic tumour – exists in a delicate but well-established balance. Its citizens would gladly stab each other in the back just for the look on their victim's faces, each murderer drinking in the heady draught of terror as his victim gasps their last. To witness another's anguish is the only way the Dark Eldar have left to feed their withered souls, but for the ruling Archons of Commorragh to allow unchecked bloodthirst would be to invite total societal collapse.

Because of their kind's unending need to bathe in the most extreme of sensations, the Dark Eldar have evolved the Hekatarrii, known in common parlance as the Wych Cults. Each Wych Cult is a thousands-strong organisation of gladiators that put on nightly displays of the most incredible violence; not only for the edification of the masses, but also for literal sustenance. Such is the scale of the carnage enacted by

these armies of warrior-athletes that the Dark Eldar spectators, after a few intense hours of witnessing the cutting edge of martial expertise, leave the arena with the glow of well-fed predators. In this way the populace is kept from full-scale anarchy – at least, those portions of Commorragh wealthy enough to attend the Wych Cults' nightly performances.

“Each Wych Cult is an organisation of gladiators that put on displays of the most incredible violence.”

Each Wych Cult has its own arena within which these spectacular events unfold. Comparing architectural masterpieces such as Crucibael or Moedh Stair to the primitive colosseums of feudal worlds would be much like comparing a glittering palace to a mud hut. Likewise, the athletes that perform within them make even the most gifted human acrobat look like an uncoordinated ape by comparison. Each arena has its own deadly charms and challenges, usually incorporating razor-sharp blades or fiendish predators starved

continued on page 45...

YCTRIA, THE FLAYER QUEEN

Some Succubi prefer to rule in name only, letting their actions in the arena speak for themselves. Others rule their cults with an iron fist, taking an active role in the recruitment and advancement of their charges. Yctria Ghularis, known behind her back as the Flayer Queen, is most definitely of the latter persuasion. The Cult of the First Blood is led by a pyramidal hierarchy of Wyches whose senses are constantly sharpened by the tang of pain – in the same way as their leader Yctria, they have been surgically modified so that sharpened wire runs through their energy meridians. This makes every movement uncomfortable, no doubt contributing to the legendary temper of the Succubus herself, who has been known to declare vendettas against whole Kabals purely for using her hated nickname.



THE CURSED BLADE

In Commorragh, the term 'cursed blade' does not refer to a physical weapon, but instead to an individual or organisation that rebels against its masters. The Cult of the Cursed Blade has earned its name many times over, so much so that even for a well-protected Archon to invite Wyches from this Cult into his palace is tantamount to cutting his own throat. Treachery is held as the greatest of all virtues by the Cursed Blade, for by a process of hyper-accelerated natural selection, the warrior women of the cult ensure that only the strongest and most cunning survive within their ranks. Weapons that deceive and wrong-foot the foe are almost universal within their warrior cliques – a great many Laceraï refine their razorflail skills within the blade-lined colonnades of the Nhexus arena, and many a harmless-looking ornament worn by the Wyches contains a hidden snap-sword, a poison barb or a pair of flickblades.



Wych of the Cursed Blade





Wych of the Cult of the Red Grief


THE RED GRIEF

The Wych Cult of the Red Grief is famous for killing blows administered in mid-air. All Wych Cults believe that the best defence is simply not to be there when the opponent's blade falls, but the Red Grief take this to extremes, because they are often hundreds of metres away before their prey has the chance to retaliate. The Cult of the Red Grief has a great many Raiders in their forces; transports that fly in close formation towards the foes, escorted by Reavers, Venoms and Hellions. When the aerial formation closes with the enemy, the Wyches will bound and spring from Raider to jetbike and back again with athletic precision, dismounting and mounting so swiftly that the transports barely have to slow. Only the Wyches themselves ever deign to touch the ground, and even then only to deliver the killing blow to an astonished enemy who is often still trying to adjust to the fact he is under attack in the first place.



'STEEL FANG'

Steel Fang is a figure of legend amongst the Wych Cults. Though her true name has been deleted from all records, her teachings are well-known, for she was the undisputed queen of improvised weaponry. It is said that in a former life she walked unarmed into the Inner Council of Craftworld Lugganath on a diplomatic mission, smashed apart a crystal statue and used the shards to kill the Autarch and his advisors one by one before escaping through the webway. In the Bleak Pit of Port Carmine, she took down an Elder Sslyth with nothing more than the hot sand of the pit floor, blinding her foe with a cloud of grit and then choking it to death in the dust. The stories go on and on. It is small wonder that the Cult of Steel Fang has grown up around her, and that her style of fighting is taught to every Wych.



THE PAIN ETERNAL

The Pain Eternal are exceptional in that they do not stage gladiatorial bouts in the arenas of High Commoragh. Instead they are a spacefaring cult that dock only once every few years in the Dark City. Unstinting in the service of the dark muse Hekati, Mother of Strife, the Pain Eternal exists only to tear down and destroy everything that is holy to the lesser races of the galaxy. Acts of anarchy and iconoclasm are held as a kind of inverse worship for the Pain Eternal, for they believe in a higher reward than the adulation of the crowd.

The stagnant serenity of worship is a powerful goad to the Pain Eternal. Shrine worlds in particular are preferred targets; the Adepta Sororitas is well aware of the cult's agenda and has brought it to battle in countless warzones. Nonetheless, despite the best efforts of the Sisters of Battle, many a religious stronghold has found massed strike forces of Wyches descending without warning, hell-bent on replacing the surety of faith with terror and doubt. The covens of Hekatrices that lead the Pain Eternal love nothing more than to snuff out the flame of hope wherever it can be found, taking pains to defile and destroy the saints and lordlings of those they see as beneath them. Their detractors often say that the Pain Eternal wreak their own brand of havoc purely to prove that nothing is sacred, but the Succubi that lead them to battle profess a far greater aim – they wish to bleed away the lifeblood not of mortals, but their gods.





THE SEVENTH WOE

The Seventh Woe, in the ancient myths of the Eldar, refers to the destruction of the maiden-god Lileath's hearth-moon at the hands of Kaela Mensha Khaine. The legend is synonymous with the end of innocence, a tenet that the Seventh Woe embraces wholeheartedly by teaching those born into their cult to wield a blade before they can talk. Each of its members has been learning to fight and kill since infancy, and although a great many of the Seventh Woe's warriors defect from the oppressive and controlling weapon-regime of their masters to join the Hellion gangs, those that remain are counted amongst the most deadly of all Wyches.



Hydrae



THE BLADE DENIED

The Blade Denied is an elder Wych House that specialises in the art of using their foes' weapons against themselves. The irony of seeing a warrior impaled upon his own blade is always a favourite of this cult, for it shows that even a weapon cannot be trusted. A perennial favourite in the Blade Denied's Helix arena is the sight of an unarmed Wych, seemingly at the mercy of a heavily-armed opponent and sometimes even tightly bound beforehand, slip the noose and gradually turn the tables from victim to persecutor by systematically disarming and then stealing the weapons of her opponent before the showy (and invariably messy) finale.

The tendency for using the enemy's strength against them is magnified whenever the Cult of the Blade Denied mounts a realspace raid. The cult deliberately puts itself at a disadvantage against its enemies, taking on superior numbers in heavily armed emplacements with little more than well-sharpened knives, haywire grenades, and the Raiders that bear them planetside. When the killing begins, however, the Wyches will improvise, turning the technologies of their foes against them, crippling the largest of targets with well-placed haywire attacks, and digging out the fleshy bounty inside with the care of an epicure savouring every nuance of his carefully prepared meal.



Lacerai



Hekatrix and Wych from the Cult of the Blade Denied.



Lelith Hesperex



Hydrae

THE CULT OF STRIFE

The Wych Cult of Strife has become the most powerful Wych Cult of them all, largely due to the sublime talents of Her Excellence, Lelith Hesperax. Not through martial coups or treacherous politicking has the Cult of Strife risen to the apex of power, but through the creed of speed over strength, and the elevation of bloodsport to a high art. Though the Cult of Strife boasts dozens of the best warrior-athletes in the galaxy, Lelith herself is the diamond at the centre of the crown. Her deadly allure draws in hundreds of thousands of spectators every night – each of whom is prepared to pay a high price to the Cult's paymasters for the privilege. Night after night Lelith dances her way through massed ranks of steroid-enhanced Orks, captured Carnifexes, gut-wrenching Grotesques, disgraced Archons and more besides, the crowd roaring its approval all around as she gifts each the kiss of death with a contemptuous flick of her blades.

Amongst Lelith's many admirers is Asdrubael Vect himself, and the Cult of Strife has long been affiliated with the Kabal of the Black Heart as a result. Whether this is a bond of mutual admiration or the wary respect of natural born killers is immaterial, for the alliance has proven strong as steel, and strength is hard currency in the Labyrinth Dimension. Because of her immense value to the Dark City's rulers, it is rare for Lelith to emerge from Commorragh upon a realspace raid more than once per lunar cycle, but when she does so she fights with the fury of a Daemon. Each time she returns to Commorragh with a new clutch of grisly trophies, much discussed by her legions of devotees but soon lost amidst the mass of disembodied heads that adorn her private mansions. Whilst the Wych Cult of Strife is waging war in the galaxy at large, the Kabals of High Commorragh are far more likely to mount realspace raids themselves. After all, without the Belladonna of Commorragh to entertain them, life can seem a touch more dull – and there is nothing more likely to drive the Dark Eldar into a killing spree than the threat of simple boredom.





THE WRATH UNBOUND

The killing trance known in the Eldar tongue as Khaélas Maenaid is seen as a two-edged sword by the Craftworld Eldar, a near-berserk state where allies are killed as often as enemies and the tang of blood in the air is the only thing that matters. The Cult of the Wrath Unbound seek to harness this half-crazed state of mind the better to become one with the kill. Led by the Succubus Hythnamene Veilblood, the Wyches and Beastmasters of

this cult practice long and gory rituals before each performance and each battle, gradually letting their intellect slip away and their hungry instincts take over. Slowly but surely they become creatures of pure bloodlust; their eyes roll back in their heads, and ancient litanies to the Bloody-Handed God spill out of their painted lips. It is a well-known fact that a Wych in the grip of the Khaélas Maenaid will not just kill her victims but reduce them to bloody scraps of meat, laughing hideously all the while. Whilst the killing trance is upon them, the warriors of Wrath Unbound are every bit as savage as the packs of Khymerae and Clawed Fiends that run with them on the hunt.



...continued from page 41...

into desperation. No two are ever quite the same, as each Wych Cult is constantly in competition to outdo its rivals with the sheer scope, grandeur and imagination of its gore-soaked games. Be they aerial ballets of bloodletting, zero-gravity hunting parties or carefully selected menageries on the prowl, they all have one thing in common – the arena is slick with blood and viscera come the end of each elaborate performance.

Predominantly female, the Wych Cults are comprised exclusively of eye-wateringly beautiful individuals. Each Wych performs the dance of death clad in provocative and skin-tight battle dress that owes more to

pure aesthetic appeal than to any semblance of practicality. Indeed, it is considered a point of pride for a Wych to taunt her foes with exposed areas of weakness, only to complete each feint with a viper-fast strike when her opponent's blow falls upon nothing more than thin air.

The Wych Cults are led both in the arena and upon the battlefield by a combination of champion and queen, formally known as a Succubus. Each Succubus is breathtakingly seductive, though in truth she may be centuries or even millennia old – all too often, underneath the alabaster perfection and taut musculature of her physical form lurks the soul of a dry and shrivelled hag.

Nevertheless, the Succubi remain the main attraction in the arenas, for they have been steeped in the arts of bloodletting for the entirety of their long lives, and they are quite willing to enforce their dominance with a perfectly-executed decapitation should the need arise.

Almost every Wych Cult enjoys the patronage of a powerful Archon, not only because the Archons know that the populace of Commorragh will always be indebted to those who allow them a safe environment in which to feed, but also

“Predominantly female, the Wych Cults comprise eye-wateringly beautiful individuals.”

because the Wych Cults are powerful allies in the never-ending war against the denizens of realspace.

The Wych Cults take every chance they can to prove their martial skills superior to those of the lesser races, both within the arena and without. Though they profess nothing but contempt for the warrior castes of Man, Ork, Tyranid and Craftworld Eldar, the Wyches get an undeniable thrill out of matching themselves against the elites of their rival races. The trophy museums of a successful Succubus will hence boast the heads of Chapter Masters of the Adeptus Astartes, conquering Ork Warbosses and Tyranid Hive Tyrants alike.



Wyches

WARHAMMER
40,000

DARK ELДАР

The Dark Eldar strike without warning from their twilight realm of Commorragh. Cruel beyond compare, their way of warfare is swift, deadly and unerringly precise.

On this page you can see a selection of the multi-part plastic kits available from the Dark Eldar range.



Pictures for illustrative purposes only. Product contents may vary. Products sold unpainted and unassembled. Certain Citadel products may be dangerous if used incorrectly. Prices correct at time of going to press, please contact us for current availability and Games Workshop prices. Prices quoted are for products sold by Games Workshop through its own stores, catalogue or website. Independent retailers are responsible for determining their own prices.



KABALITE WARRIORS

product code:
99120112007
£15.50, €19.50, 150dkr,
190skr/nkr, 75zt

Kabalite Warriors are the core of the Dark Eldar army, elite soldiers whose prowess and loyalty to the Kabal earns them a place in the realspace raids.



WYCHES

product code:
99120112008
£15.50, €19.50, 150dkr,
190skr/nkr, 75zt

Gladiatorial warriors trained in the arenas of Commorragh, where the act of killing has become an art form, Wyches are masters of close combat.



HELLIONS

product code:
99120112009
£15.50, €19.50, 150dkr,
190skr/nkr, 75zt

The Hellion gangs are skilled practitioners of aerial combat. Hunting in packs they wield lethal glaives from the back of their agile skyboards.



REAVERS

product code:
99120112010
£21.50, €27.25, 210dkr,
260skr/nkr, 105zt

The Reavers are Dark Eldar who are obsessed with the art of combat from a speeding jetbike. Fast and deadly, they are a lethal blur on the battlefield.



RAIDER

product code:
99120112012
£20.50, €26, 200dkr,
250skr/nkr, 100zt

Raiders are sleek, deadly skimmers that carry squads of Kabalite Warriors and Wyches swiftly into the heart of the battle, where they can unleash carnage.



RAVAGER

product code:
99120112011
£30.75, €39, 300dkr,
380skr/nkr, 150zt


Dark Eldar Ravagers are heavy support vehicles, armed to the teeth with powerful guns. Ravagers can tackle both infantry and armoured targets.

Go online to see the entire range of Dark Eldar miniatures on our website:


games-workshop.com

WAR OF THE RING

DOL GULDUR AWAKENS



War of the Ring is a tabletop battle game putting you in command of vast armies of miniatures. The forces of good and evil clash as you take part in the great battles from the history of Middle-earth. The War of the Ring rules manual is a vast 328-page tome that contains all the rules you'll need to muster your own mighty hosts.



In a time before the War of the Ring, before Saruman had fallen into shadow and even before the birth of Frodo Baggins, the Necromancer stalked the boughs of Mirkwood.

Nowhere is the touch of Sauron more obvious than in Rhovanion, the land that lies east of the Misty Mountains and north of Rohan. Here, dominating the wide plains that fall under its shadow, lies the dark and tangled mass of Mirkwood. This mighty forest is an enduring testament to Sauron's malice and corrupting influence, for it was once a wholesome place until the Dark Lord took up abode under its lush canopy. In those days, it was known as Greenwood the Great, for it was as noble, in its way, as the forests of Fangorn and Lothlórien, and many times their size.

It was here that Sauron came in secret during the first half of the Third Age, still reeling from his defeat at the hands of the Last Alliance of Men and Elves some centuries before. Knowing that the folk of Gondor still kept watch upon the bounds of Mordor, Sauron sought a new lair from which to rebuild his strength. It will never truly be known why the Dark Lord chose

southern Greenwood for this purpose, for that secret rests solely in the mind of Sauron. Certainly, no realm claimed ownership of the southern bounds of the forest, for the Elves of Greenwood largely had their halls in the north and the Men of Rhovanion were ever reluctant to stray into the depths. It is possible that the Dark Lord deliberately sited his new lair atop the ruins of an older, long-abandoned fortress from the days of Morgoth in the hopes of rekindling any power that resided in its ruins. Wherever the truth of the matter lies, the coming of Sauron to Greenwood changed the forest forever.

Slowly, but inexorably, the presence of the Dark Lord corrupted and changed the forest beyond all recognition. The trees took a twisted shape and the very air itself became heavy with malice. Evil creatures began to venture under the trees, drawn by the unwholesome presence of the Lord of the Rings. Whether spiders from the Ephel Duath, or Wargs and Orcs from the plains

of Anduin, they came in great numbers and in brazen defiance of the Elves who lived there. Such changes could not go unnoticed forever, and soon tales came to the ears of Men and Elves that a great evil now dwelt in the forest of Greenwood. A Necromancer of great power resided in a dark and twisted tower that seemed almost alive and aware, atop a pit of shadow from which there was no escape. Greenwood was a noble place no longer, but had become the oppressive and malignant forest, Mirkwood. The worst of the changes was to be seen in the glades surrounding Sauron's new home, Dol Guldur – the Hill of Sorcery – yet throughout the forest his influence was plain.

Shortly thereafter, the Elves of Mirkwood – led by proud King Thranduil, father of Legolas – found themselves beset upon all sides as the very forest seemed to turn against them. Despite the dark terror that their home had become, the Elves of Mirkwood did not yield, and fought on to reclaim their home – though with little help from beyond their borders. For many long years, the Necromancer gathered strength in his fortress, directing from afar his minions in other lands. Why the Free Peoples allowed him his grip on Mirkwood for so long is unknown, though they would often find themselves challenged in other quarters. Indeed, the Third Age saw many troubles to distract its kingdoms – plague, restless Haradrim in the south or the invading forces of Angmar in the north, to name but a few. It is likely that the Necromancer endured simply by remaining a less immediate foe. Dol Guldur remained unopposed save by those it directly threatened – the Elves of Mirkwood, who were faced with a battle they could not win alone.

Only when Gandalf the Grey entered the dungeons of the Necromancer's lair did the wheels of fate begin to turn against Sauron. For some time, the Wizard had feared that the master of Dol Guldur was none other than the Dark Lord, and beneath the Hill of Sorcery he found all the proof that he required. Faced with this knowledge, the White Council was no longer able to postpone confrontation with the darkness at the heart of Mirkwood. Though Saruman the White, then the master of the Council, stalled preparations to suit his own ends, the Wise were able to marshal their forces in preparation of assaulting Dol Guldur. Never before or since in the Third Age had so many powerful individuals been assembled in one place. The stage was set for one of the greatest battles of Middle-earth.

Sensing the Wise were moving against him, the Necromancer acted decisively, seeking to deny the White Council allies and to split their loyalties. Exerting his influence over the corrupted creatures of

the forest, the Necromancer sent them north to break Thranduil's Elves. A running battle amidst the boughs broke out as the Wood Elves fought back. Yet still they were hard-pressed by the evil onslaught. Many Elven lives were lost as Orcs, Wargs, Spiders and flocks of Bats swept through the forest like a hungry wind. Slowly but surely the Elves were driven back to their halls in the north of the woods.

Elrond and the Elves of Rivendell were due to meet up with the Wise on the outskirts of Mirkwood close to Dol Guldur but immediately diverted northwards to help their kin, once news of Thranduil's plight had reached them. The Necromancer's ploy had been successful at splitting the White Council before it had fully formed, gaining him time. This he used to great affect, sending the Castellans of Dol Guldur against the gathered Wizards even as they prepared to breach the interior of the forest.

Thanks to Elrond's aid the halls of the Wood Elves were saved. The Elves headed south and met up with the triumphant Wizards. Together at the last, the Elven armies and the White Council approached Dol Guldur, ready to confront the dreaded Necromancer of Mirkwood.

The Necromancer

A darkness has dwelt in Mirkwood for many years, an evil known as the Necromancer. It is none other than Sauron in his shadow form, here he waits, gathering power and seeking something lost to him.



“A SHADOW FELL ON THE FOREST, SO THAT IT BECAME DARKENED AND ITS NEW NAME WAS MIRKWOOD.”

– THE FELLOWSHIP OF THE RING



DENIZENS OF THE DARK WOODS

The pursuit of the Necromancer gave cause for some of the most powerful heroes of Middle-earth to gather as one. Here we take a look at both the forces of the White Council and their allies, and the dread foes they are likely to face.



Khamûl the Easterling



The Undying



Castellans of Dol Guldur



Celeborn



Radagast the Brown



Thranduil



Legolas

The denizens of Dol Guldur surge forward to attack the approaching White Council.



SCENARIO ONE

ASSAULT ON THRANDUIL'S HALLS

The Elves of northern Mirkwood are cruelly pressed by the Necromancer's onslaught. Though Thranduil repels the attacks as best he can, much of his army is scattered throughout the forest on other errands and his wounded followers are beginning to outnumber those still capable of fighting at his side. Elrond Halfelven, already en route to Mirkwood, has learned of the King's plight and, with great haste, has led part of his army to Thranduil in the hope of rescuing the Wood Elves. Though he meets with much delay, Elrond arrives just as Thranduil prepares for a last defence of his realm. With luck, and through the grace of the Valar, they will yet be able to crush the Necromancer's forces and save the realm from ruin.

Good Forces

Wood Elf Defenders

- Thranduil
- Up to 1200 points chosen from The Elven Kingdoms army (Note that, for this scenario, only Wood Elf Warbands count as Common formations. All other Common formations must be treated as Rare).

Ent Allies

- 0-4 Ents

Relief Force

- Elrond
- Up to 500 points chosen from the Elven Kingdoms army.

Evil Force

- 1 Ringwraith (Khamûl the Easterling).
- Up to 2000 points from the Misty Mountains army list (Note that the Dragon and the Balrog cannot be selected for this scenario).

The Battlefield

The battle should be played on a 6' x 4' that is heavily wooded – the more trees, the better! This represents northern Mirkwood.

Deployment: Randomly nominate north and south on the long edges of the battlefield. The Evil player sets up first, deploying his entire force up to 18" from the southern board edge. The Wood Elf Defenders are then placed, up to 12" from the northern edge.

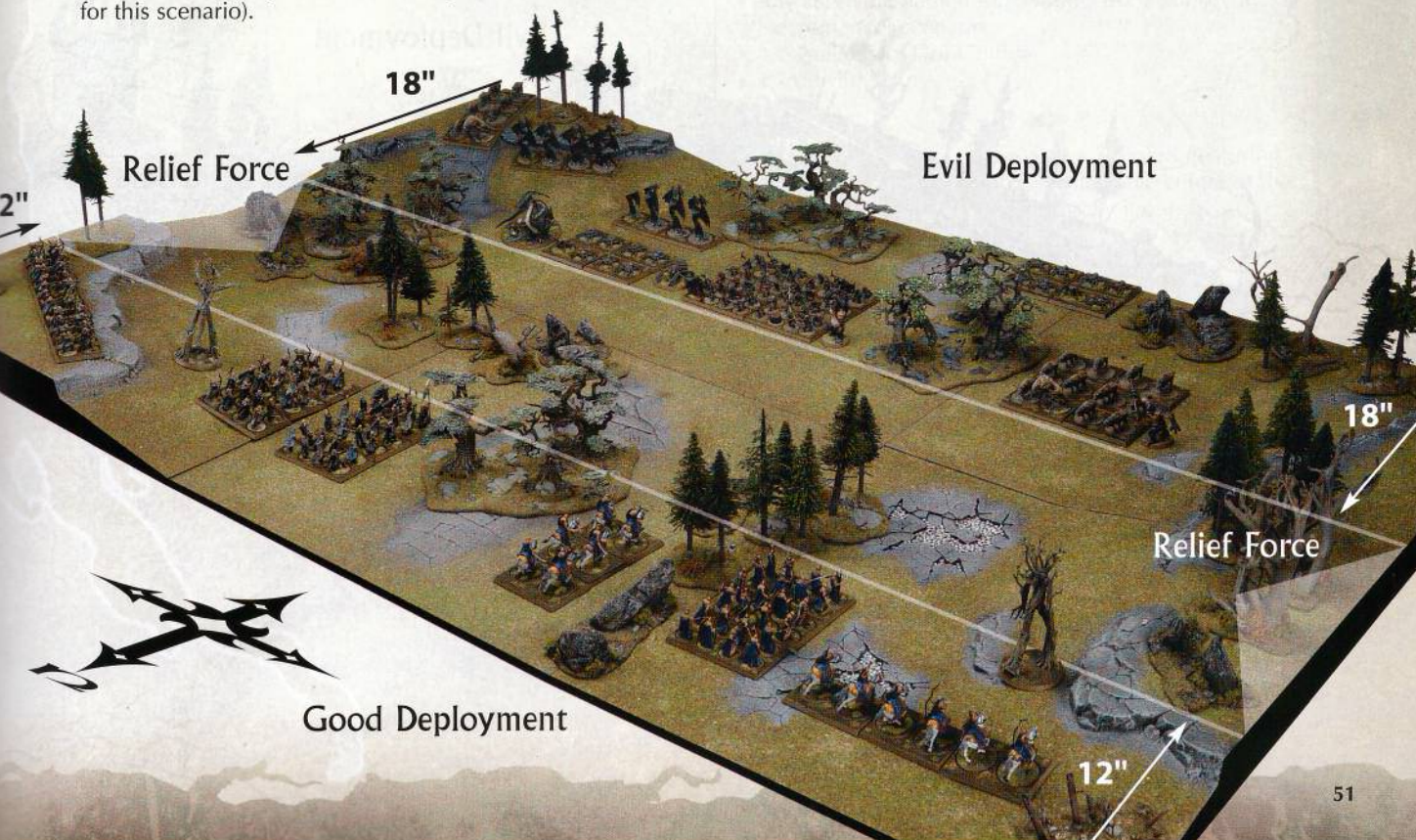
Victory Conditions

The Elves win if they can reduce the Evil army to a third of its starting strength. The Evil force wins if it slays both Thranduil and Elrond. Any other result is a draw.

Special Rules

Relief Force. Elrond and the Elves from Rivendell are marching north, desperate to aid their Elven brethren in their plight. At the start of every turn after the first the Good player rolls a D6, on a 4+ the Relief Force arrives on either the east or west side of the table. The player that wins priority for that turn decides which table edge they enter play. Use the Reinforcements rules on page 81 of the War of the Ring rulebook to determine how the force arrives on the battlefield.

The Living Forest. The trees in the north of Mirkwood have yet to succumb to the Necromancer's corruption. For now at least, they resent the presence of Evil as much as the Elves. Any Evil formation that moves across or into a forest during any part of its move must roll a D6. On a 5+ the formation takes D6 hits.



SCENARIO TWO

THE FALL OF THE NECROMANCER

The Necromancer can hide in his fastness of Dol Guldur no longer. The greatest heroes of the Free Peoples stand ready, and only the dread fear of their undying master's wrath yet binds Sauron's minions to his will. With seemingly endless numbers of Sauron's minions arrayed against them however, the White Council must assail the tower directly in a bid to draw the Dark Lord into the open where he can be defeated.

Good Force

- The White Council
- Radagast the Brown
- Thranduil, King of Mirkwood
- Legolas, Prince of Mirkwood
- Celeborn, Lord of Lothlórien
- Glorfindel, Lord of the West
- The Rivendell Guard
- 0-3 Ents
- Up to 1250 points of formations chosen from the Elven Kingdoms army list.

Evil Force

- The Necromancer of Dol Guldur
- Khamûl the Easterling
- The Dwimmerlaik
- The Dark Marshal
- The Undying
- The Shadowlord
- 1-3 Companies of Castellans of Dol Guldur
- Up to 1500 points of formations chosen from The Misty Mountains or Angmar army lists (cannot include Gûlavhar, the Terror of Arnor).

The Battlefield

The battle should be played on an 8' x 4' table that features plenty of woods and rocky crags, representing the southern region of Mirkwood that has long been under Sauron's corrupting influence. On the southern board edge, a dark, brooding tower is placed atop a hill, portraying Dol Guldur itself. An Orc lair or ruin is placed within 18" of both southern table corners.

Deployment: The Evil player sets up first, deploying within 18" of the southern board edge. The Necromancer starts the battle occupying the tower of Dol Guldur, but is not deployed at this stage. The Good force is then placed anywhere within 12" of the opposite table edge.

Victory Conditions

The White Council must draw forth and slay the Necromancer to achieve victory. If the Good side succeeds in destroying the Necromancer before their forces are wiped out, then the Good player wins. Any other result is an Evil victory.

Special Rules

Let the Lord of the Black Land come forth. If any member of the White Council has, at any point, moved within 12" of the tower of Dol Guldur, they will cast down the walls, and the Necromancer must be placed on the battlefield during the Evil player's next Move phase. The Necromancer is placed in contact with the tower of Dol Guldur, but cannot charge on the turn he is placed. Otherwise, he can act normally. From this point onwards, the tower cannot be occupied for the rest of the game.



Send forth all legions. Roused from their lairs by their master's desperate summons, hordes of Orcs and Goblins spew from the dungeons deep beneath the Hill of Sorcery. At the start of his Move phase, the Evil player may take any full common formation previously removed as casualties and place them on the board in contact with either of the Orc lairs or ruins. Formations that return in this manner may not charge in the turn they arrive, but may otherwise act normally.


The Dol Guldur Awakens Campaign

If you wish to link the result of the Assault on Thranduil's Halls battle to the Fall of the Necromancer scenario, then do the following:

- If Thranduil was slain in the first game, then he will be unavailable for this scenario.
- If Elrond fell in battle, then the White Council will begin the game having already taken a casualty (who must be Elrond), but may otherwise act normally, and may even restore Elrond with the Blessing of the Valar spell.
- If the Elves were victorious in the first game, then they may include an additional Wood Elf Warband (of any size) in their army for free.



Evil Deployment



THE LORD OF THE RINGS STRATEGY BATTLE GAME SCENARIO THREE

A Note on this Scenario

This scenario is designed to be an optional alternative ending to the Dol Guldur Awakens campaign played using the rules from the Strategy Battle Game. If you wish to play this game, simply make the following adjustments to The Fall of the Necromancer scenario on the left:

- Replace the Necromancer with a formation of Castellans of Dol Guldur, representing the Dark Lord's last line of defence.
- The Good side wins if, after five turns, they have six or more named heroes within 12" of the tower of Dol Guldur. Any other result is an Evil victory.

The Final Battle

With the Necromancer driven from his fastness of Dol Guldur in the face of such mighty opposition, the White Council can now take the battle to their arch-nemesis directly. Gathering the greatest among them, the White Council must seize their opportunity to finally rid Mirkwood of Sauron's evil presence.

Participants

This scenario represents the final battle between the mightiest heroes of Middle-earth. As such, this scenario ignores any but the most powerful participants.

Good

- Any named Heroes that finished Scenario Two within 12" of the tower of Dol Guldur.

Evil

- The Necromancer
- Any surviving named Ringwraiths from Fall of the Necromancer scenario.
- 4 Castellans of Dol Guldur
- 1 Troll Chieftain

Layout

This scenario takes place on a 2' x 2' board, featuring the tower of Dol Guldur atop a hill in the centre of the board, surrounded by trees and rocky ground.

Starting Positions

The Necromancer is deployed within 6" of the tower of Dol Guldur. All other models arrive as reinforcements.

Objectives

The Good player must slay the Necromancer. Any other result is an Evil victory.

Special Rules

A Gathering of Might. At the start of each player's Move phase, roll a D3 to discover how many reinforcements they receive. The Good player deploys these models on any board edge, but the Evil player must place his models touching the tower of Dol Guldur. Newly arrived models can not charge on the turn they arrive, but can otherwise act normally.

WARHAMMER
40,000

TACTICA

ANCIENT HEROES



Some days, Mat Ward wishes he were an armoured killing machine, capable of cutting a swathe of destruction through those foolish enough to oppose him. That's why we asked him to share his thoughts on Blood Angels Dreadnoughts.

Pah! That's not an intro – it's shameless character assassination. Next they'll be saying I write about myself in the third person, like some kind of glorious monarch, whose inevitable rule will last a thousand years! (Actually, Mat did write about himself in the third person throughout this article but, happily, the red pen of correction banished it all – Ed). Anyway, wondrous destinies aside for a moment, where to begin?

Triumphant Trinity

Like most Space Marine armies, the Blood Angels are able to field Dreadnoughts. Unlike most Space Marines, however, the Blood Angels can squeeze far more into their armies, with access to Dreadnoughts, Furious Dreadnoughts and Death Company Dreadnoughts. Whilst each can be considered to have its own role within the Blood Angels' army, there's a lot of flexibility to be had, as we'll discover.

The Dreadnought

Of the three, the Dreadnought should be considered the fire-support choice. With the usual selection of anti-tank and anti-infantry weapons to choose from, it's a good all rounder and an ideal supplement to any strike force. Truth be told, the Dreadnought's often overlooked in the Blood Angels army, where most players make a mad scramble to spend all their points on as many assault troops as they can cram in. Nonetheless, a bit of flexible firepower never hurt, and a Dreadnought has always been great value. Consider the lascannon/missile launcher build – for a mere 140 points, that's an awful lot of tankbusting firepower. Or even the basic assault cannon/blood fist/storm bolter combination – at 105 points, it's a great way to add firepower to your advance.

The Force Organisation chart's another thing to bear in mind when considering whether or not to include a Dreadnought in your army. As the Dreadnought sits in Heavy Support, it's not going to use up any of your valuable Elites slots and so deny you the use of Chaplains, Sanguinary Priests, Sanguinary Guard, and so on and so forth. Granted, it will reduce the number of Predators, Whirlwinds and suchlike that you can take, but you're a Blood Angel! Surely a walking tank that can fight in close combat is better than the more traditional sort?

In truth, the only real disadvantage the Dreadnought has compared to the Furious and Death Company variants is that it doesn't have access to some of the unique Blood Angels wargear – it can only take the

blood fist, which is essentially a Dreadnought close combat weapon. But then, if you've got the other types of Dreadnought as well, it won't matter. The aforementioned specialised gubbins are close range and close combat enhancements, and the Dreadnought's prime role in the Blood Angels army is at medium to long range. For close quarters combat, you'll want...

The Death Company Dreadnought

Blinded by rage and the psychic echoes of doomed Sanguinius, the Death Company Dreadnought is definitely a Battle-Brother or two short of a full company. However, for getting stuck into the hack and slash of melee, there's no better candidate. With 4 Attacks (compared to the Dreadnought's 2) the Death Company Dreadnought can certainly dish out the damage, and thanks to None Can Stay My Wrath! (which allows it to ignore crew shaken and crew stunned results) can take it too. If this weren't enough, the Death Company Dreadnought also has Fleet and Furious Charge, ensuring that he'll not only get stuck in quicker, but will also slaughter plenty of enemies before they strike back!

Of course, there is a price to be paid for these fine abilities, but nothing you'll not happily pay. First up, you must have at least 5 Death Company models in your army for each Death Company Dreadnought – but as a Blood Angels player, why wouldn't you want plenty of Death Company anyway? Secondly, Death Company Dreadnoughts are subject to Rage and must therefore move towards the enemy but, again, it's hard to see the problem – you want to be close in so that you can tear them to little tiny pieces. I suppose you can argue that a canny foe can use Rage to pull your Death Company Dreadnoughts into a place other than the one you wanted, but as Rage doesn't influence your assault moves, you'll just need to be aware of it as a possibility and take steps to screen your Dreadnought.

The Furious Dreadnought

The Blood Angels' equivalent to other Chapters' Venerable Dreadnoughts, the Furious is a bit of a jack of all trades, albeit one slanted towards combat, as should only be expected. With its default loadout, the Furious has a mite less close combat ability than the Death Company Dreadnought (it has one less Attack) but doesn't have any of its disadvantages. The Furious's true worth comes from its array of options, be they weapons or – with the

Weapon of Choice

There's no right or wrong answer to the question of how to arm your Dreadnought – with access to a variety of different heavy weapons, there's a tool for every job. The trick is to decide what that job is and focus on the task. Is the Dreadnought going to accompany your main advance? You can't go wrong with an assault cannon and a storm bolter. A spot of tank hunting? A lascannon or multi-melta will do the trick nicely. Having trouble with hordes of gribbilies? Try out the assault cannon and swap the storm bolter for a heavy flamer, just to make sure. And for heavy infantry, a plasma cannon should do the job.



In for the Kill

So, we've discussed the extensive choice of ranged weaponry for the Dreadnought, but not made mention of the more specialist close-combat equipment available to the Furioso and Death Company Dreadnoughts. At the most basic level, the choice comes down to blood fists vs. blood talons. Blood fists are a must if you're relying on the Dreadnought to tackle vehicles of any description, as its Strength 10 allows it to punch through the hull of anything it can get to grips with. Blood talons are less useful against vehicles (although they are Strength 7 on the charge, which is enough to rip through the rear armour of most vehicles), but considerably more potent when used against infantry. With Strength 6, the Dreadnought will be killing most things on a 2+, but it's their ability to keep making attacks that makes them so potent – a must against hordes of infantry.

Furioso Librarian upgrade chosen – psychic powers. In short, they're the ideal unit to round out your force. To discuss the Furioso's strengths is to talk about the weapons it can carry, so let's dive in there without further ado.

Unlocking the Armoury

There are plenty of unique weapons in the Blood Angels' armoury, and many of them pertain to Furioso and Death Company Dreadnoughts (as already mentioned, ordinary Dreadnoughts have access only to standard equipment). These weapons are particularly suited to the Blood Angels' way of war and, when employed correctly, can drastically increase your Dreadnoughts' combat capabilities.

Up Close and Personal

When it comes to assault, a Dreadnought excels against other vehicles and small groups of elites, but rarely has enough Attacks to plough through a horde at anything like an appropriate speed. Granted, the one or two enemies smushed by the Dreadnought's blood fist each turn are most definitely not going to be coming back for seconds, but it's sometimes just not enough. We've all had games where our poor old Dreadnought's ended up mired in combat with a massive brood of Termagants or mob of Orks, neither of which is much likely to care if a couple of their number are pulped each turn. Meanwhile, your Dreadnought's effectively neutralised. Granted, it's not likely to get destroyed too soon (unless there's a power klaw-armed Nob lurking in the mob) but

he's not exactly performing deeds worthy of song. This is why your Dreadnought needs blood talons.

Blood talons should be considered the default weapon fit for any Furioso or Death Company Dreadnought seeking to get stuck into assault against rank and file. The ability to re-roll wounds and ignore armour saves (combined with the Dreadnought's base Strength of 6) will almost always garner you more kills than the higher Strength blood fist – after all, most of your Dreadnought's opponents will be Toughness 4 or less, so the difference in Strength is no difference at all. However, to truly get the most from blood talons, you'll need a pair of 'em. Why? Because with a pair of blood talons your Dreadnought gets to make an extra Attack for every unsaved wound he causes in close combat. When combined with all the other slicey/choppy goodness of the blood talons, this'll normally garner you an extra couple of kills each round of combat. This may not sound like much, but it's double what the Dreadnought was doing before so, even if it's still not enough to get those Orks to finally turn tail, it does mean you're getting through them twice as quickly.

So then, blood talons = good. Does this mean that blood fists therefore = bad? Absolutely not – it's just about picking the proper weapon for the proper job. In the case of the blood fist, the proper job is bashing the blistering barnacles out of other vehicles – especially other Dreadnoughts. A Strength 6 blood talon isn't likely to do much more than scratch the paintwork on a Deff Dread or Chaos



VEHICLE UPGRADES

By and large, I don't bother with extra armour and searchlights on my Blood Angels Dreadnoughts. I find the first a little too pricey, and the second a little too situational – it's rare for a Blood Angels Dreadnought to find itself with a weapon in range during the first turn of the game. However, as with any rule, there are exceptions. To keep your Furioso Dreadnought moving towards its foes as quickly as possible, the extra 15 points to reduce Crew Stunned to Crew Shaken makes it more worthwhile.



Space Marine Dreadnought, but a Strength 10 blood fist? That'll put a crimp in more than its armour, that's for sure. As ever, two's better than one, so if your Dreadnought is intending to engage in this sort of cyborg deathmatch, best bring along that extra blood fist. Though there's no innate bonus for stacking blood fists (unlike the blood talons) you'll still get an extra Attack out of the arrangement. On a Death Company Dreadnought, this raises his Attacks on the charge to a weighty 5. That's enough to down a Wraithlord, if you're lucky (for the record, lucky or no, the Wraithlord'll probably tear your Dreadnought apart if you don't charge, so consider shooting the pretentious pixie-creature-Dreadnought-wannabe in the face, and set your own noble Dreadnought on a Falcon instead).

Death from a (short) distance

We've established that, in close combat alone, your Furioso and Death Company Dreadnoughts are the toughest spiritual sons of the Beneficent Emperor (praise be) to ever span the stars, but how do they measure up at range? After all, in a game dominated by battle cannons and blistering

laser beams, sometimes a little death delivered from range is not only advisable, it's downright crucial. So, that in mind, what delights in ranged death-dealing can a Furioso or Death Company Dreadnought provide? Well, the basic configuration for both consists of a storm bolter and a meltagun – not too shabby, but lacking a little in the way of punch. I'd always advocate taking the opportunity to swap the storm bolter for a heavy flamer – a Furioso or Death Company Dreadnought's always going to be barrelling towards the enemy, so the reduced range isn't much of a concern and the bonus is massive.

The other option available to both Dreadnoughts is the magna-grapple. For a mere 15 points, the magna-grapple grants your Dreadnought a Strength 8, AP 2 gun. Granted, it only has a range of 12", but in that range it's especially lethal to vehicles. Why? Because when a magna-grapple hits a vehicle, there's a chance that the Dreadnought can reel it in 2D6" – normally enough to get the victim into assault range. Combine this with a pair of blood fists, and that's an enemy vehicle that'll trouble you no further. Be warned, the magna-grapple's chances of a

Seeing Red

Whilst the Death Company Dreadnought is always hopping mad, its saner kin are prone to blowing their top on occasion too. Both the Furioso Dreadnought and the regular Dreadnought possess the Red Thirst special rule, so on the roll of a 1 at the start of the game, gain the Furious Charge special rule in the same way as any other Blood Angel. The +1 Strength on the charge might not be much use to a blood fist-armed Dreadnought, but Strength 7 blood talons aren't to be sniffed at. And never underestimate the advantage of a Dreadnought striking at Initiative 5 – before most things can strike back.

Mind over Matter

The Furioso Librarian has four different psychic shooting attacks available to it – although you'll want to avoid picking more than one, it does offer great flexibility when choosing your army in the first place. *Smite* is the most obvious choice, an Assault 4 AP 2 attack that can tear the heart out of even elite troops. *Blood Boil* is great for sniping foes, inflicting a wound with no armour saves allowed. Even better, if the Librarian rolls low enough on his psychic test, you get to pick the victim, allowing for heavy weapons or unit leaders to be felled. The *Blood Lance* has the potential to cause the most devastation. This power hits anything under a 4D6" long line with a Strength 8 AP 1 Lance hit, killing infantry and even the most heavily armoured of vehicles. Finally, *Shackle Soul* is the subtlest, forcing the target to pass a Leadership test to do anything, throwing the foe's plans into disarray.

successful fishing trip are based entirely on how high the target's armour value is – Vypers and Trukks are easy enough to snare, but don't count on winning any tug o' wars with Land Raiders or Battlewagons.

Those're all the shooting options a Death Company Dreadnought can call upon – let's be honest, the pilot's far more interested in the up-close-and-personal than he is in death at range anyway. However, the Furioso still has a few more tricks up his sleeve. Trick number one revolves around another piece of unique Blood Angels' wargear – the frag cannon. This is an anti-infantry weapon par excellence, firing two (that's right, two) templates of Strength 6, rending horror every turn. Against horde troops, it's a blessing (especially if you've swapped the storm bolter for the heavy flamer like I suggested) and the rending keeps it useful against more heavily armoured foes. Trick number two is less a weapon fit, and more a state of mind – it's time to take a look at the Furioso Librarian.

Psychic Fury

For a mere 50 points, any Furioso Dreadnought can be upgraded to a Furioso Librarian. In doing so, he loses access to all other upgrades but picks up two psychic powers as well as a force weapon. When it comes to choosing which psychic powers you want your Furioso Librarian to have, it's best to have a think about what role you want him to play.

There's a lot of fun to be had in mixing and matching a Furioso Librarian's psychic powers, all the more so as your opponent will never be quite sure what to expect.

There's one golden rule to remember throughout though. As your Furioso Librarian can only use one psychic power each turn, taking two psychic shooting attacks, such as *Smite* and *Blood Boil*, will rarely pay off as you'll only get to use one a turn. In fact, the best way to get the most out of your Furioso Librarian is to take one power that activates in your turn, and one that activates in your opponent's turn.

A couple of examples: *Fear of the Darkness* and *Shield of Sanguinius* makes for an excellent support role. Fear forces a Morale check with a -2 penalty and is a great way to take an enemy unit out of the game for a turn or two. *Shield of Sanguinius* is used in your opponent's turn (so doesn't stop you from using Fear in your turn) and gives a cover save to nearby friendly troops. If you're more interested in the direct approach, consider *Wings of Sanguinius* (move as jump infantry) and *Might of Heroes* (+D3 Attacks) as a pretty devastating combo. Whilst you'll not be able to pop *Might of Heroes* in the same turn as *Wings of Sanguinius*, come your opponent's Assault phase you'll be able to start pouring on the extra attacks.

So...

...can you make an all-Dreadnought army? The answer, alas, is no. The restrictions on needing Death Company models to take a Death Company Dreadnought aside, there's the matter of claiming objectives. Dreadnoughts are great, but they can't capture objectives, and that's going to put a serious crimp in your ability to win games. However, it is possible to make a Dreadnought-heavy army.



STRIKE FORCE 'BLOOD CREED'



This army excels at Capture & Control and Annihilation missions. For Capture & Control, the Death Company, Death Company Dreadnoughts and Reclusiarch form up around the Furioso Librarian and hustle towards the enemy-held objective, relying on their innate resilience and the *Shield of Sanguinius* (it affects any friendly unit within 6" as well as the Furioso Librarian, after all) to keep them alive until they can pile into assault. The other elements dig in around my objective, providing supporting fire and fending off any assault on their position. If the opponent is playing incredibly defensively, then I'll send the Furioso Dreadnought and Tactical Squad to join the main attack too. For Annihilation missions, the entire army becomes a support mechanism for the Death Company Dreadnoughts as they wade through the foe.

To make this army work, you've got to keep your eye on target priority the whole time. As your heavy hitters are AV 12 vehicles, you don't have to worry too much

about most of the weapons your enemy can bring to bear, but those things that can penetrate your Dreadnoughts' armour have to be eliminated as swiftly as possible. This obviously includes lascannons, missile launchers and the like, but monstrous creatures pose the biggest danger. Most of your Dreadnoughts need to get into close combat to rack up the kills, but they'll last no time at all if there's a Wraithlord, Carnifex or Bloodthirster ready to charge in. If you're in this situation, focus your fire, taking out one monstrous creature at a time – knocking the odd wound off here doesn't reduce their combat potential, so it's best to kill one all the way rather than injure several.

The only other weakness of this army is its speed – or rather lack thereof. Without transport vehicles, and with no way to Deep Strike or Outflank, it'll have to survive a fair old pasting before it gets to the foe. If a thin red line of this type isn't entirely to your taste, it's probably time to unleash the Blood Angels' newest weapon: the Stormraven.

HQ

Reclusiarch Castavolan
Reclusiarch with power fist and melta bombs.

150 points

ELITES

Honoured Brother Adraelon

Furioso Librarian with *Shield of Sanguinius* and the *Blood Lance*.

175 points

Honoured Brother Carvoth

Furioso Dreadnought with frag cannon, blood fist and heavy flamer.

135 points

TROOPS

Tactical Squad Machello

10 Space Marines with flamer, missile launcher and Sergeant.

170 points

Assault Squad Kael

5 Space Marines with hand flamer and Sergeant with infernus pistol, power weapon and melta bombs.

145 points

The Death Company

9 Death Company with boltguns, thunder hammer, power weapon and hand flamer.

235 points

Brother Vanadael

Death Company Dreadnought with two blood talons, meltagun, storm bolter and magna grapple.

140 points

Brother Ixbael

Death Company Dreadnought with two blood talons, meltagun, storm bolter and magna grapple.

140 points

HEAVY SUPPORT

Brother Morix

Dreadnought with multi melta.

105 points

Brother Aestralan

Dreadnought with multi-melta.

105 points

TOTAL 1500 points

SKIES OF BLOOD

If the Stormraven has moved flat out, passengers can still disembark, but they do so as follows. Nominate any point the Stormraven has moved over and deploy the squad as if they were Deep Striking onto that point. If the unit scatters, every model must immediately take a Dangerous Terrain test. Models with jump packs can make a controlled descent – not only do they not take Dangerous Terrain tests (unless they land in Dangerous Terrain), they can use the Descent of Angels special rule to land more accurately. If any of the models cannot be deployed, the unit is destroyed as described in the 1-2 result on the Deep Strike Mishap table. Models that disembark in this manner cannot assault on the turn they do so.



Mobile Armoury

The Stormraven is a veritable armoury, bristling with guns from (almost) every facing. Its default armament of a twin-linked heavy bolter and twin-linked assault cannon makes it excellent at gunning down infantry threats. Add on hurricane bolter sponsons or swap the heavy bolter for a typhoon missile launcher and it becomes even more effective in this capacity. If you see the gunship in more of a tank hunting role, a twin-linked multi-melta and twin-linked lascannon should do the trick – and don't forget that the machine spirit lets it fire at two separate targets, potentially bagging you two armoured trophies a turn. Even if you don't tool the Stormraven up specifically for tank hunting, its four bloodstrike missiles means you'll always have some anti-tank weapons at your disposal.

Attack, at full throttle

The Stormraven is both a little bit less, and a little bit more than a Land Raider. A little bit less, because its Armour Value 12 isn't going to keep those lascannon bursts out anywhere near as easily as the Land Raider's elephantine hide. However, what the Stormraven lacks in armour, it more than makes up for in firepower and transport capacity.

Even a bare bones Stormraven has enough firepower to turn a Devastator Squad green with envy: twin-linked nose weapon (heavy bolter or multi-melta) plus a twin-linked turret-mount (lascannon, assault cannon or plasma cannon) as well as no less than four tank-busting bloodstrike missiles. For that extra kick, this weaponry can be boosted further by swapping out the nose mount for a typhoon missile launcher, or by adding a pair of hurricane bolter sponsons. Even better, thanks to the Stormraven's machine spirit, the gunship can hurtle flat out around the battlefield and still fire one of its guns – a 24" move and a twin-linked multi-melta is an excellent way to ruin an enemy tank's day. If, however, you're looking for a little more anti-infantry firepower, I'd recommend the aforementioned sponsons, a twin-linked assault cannon, and the nose-mounted typhoon. This'll allow your Stormraven to move along at 12", whilst putting out a blistering amount of firepower (twelve Strength 4 and four Strength 6 shots, plus two Strength 4 blasts – that's a dead Ork mob, right there).

But we're not here for the Stormraven Gunship's fabulous firepower – we're far more interested in its transport abilities. You see, the Stormraven is the only vehicle currently in the Warhammer 40,000 game (and no, this isn't a veiled hint) that can transport a Dreadnought. Better yet, it can do so alongside a regular transport capacity of up to twelve Battle-Brothers. This exceptional capacity might well make the Stormraven sound like a strike force unto itself, but that's fair, because it is. The combination of a Dreadnought, a Stormraven and a Space Marine squad (of any variety – even a Terminator squad) make for a pretty formidable foe, easily capable of head-hunting a vital enemy unit, or securing an objective, and only gets better when you consider that both Dreadnought and transported squad can disembark even if the Stormraven's moved flat out (though not without a little risk) thanks to the Skies of Blood special rule.

With all this in mind, it's obvious that the Stormraven's the best way to get your Dreadnought into the thick of the battle. It's certainly a lot more mobile than a Drop Pod – it's not like their Dreadnoughts are proper close combat machines anyway! Of course, all this flexibility and sheer destructive joy comes at a price – a Stormraven'll cost you around 200-250 points (roughly the price of two Dreadnoughts) so having several will really eat your resources. However, you can consider this a price worth paying – just plan your army accordingly.

STRIKE FORCE 'RED WIND'



Strike Force Red Wind is essentially an evolution of the Blood Creed army list from earlier in the article.

Dreadnought sacrifices had to be made in order to get the pair of Stormraven Gunships into the army. Ultimately, the axe fell on the fire-support Dreadnoughts armed with multi-meltas, as the Stormravens can fulfil this mission role themselves, thanks to their masses of anti-tank weaponry. Even so, I've managed to retain three Dreadnoughts in the army, and could have retained at least another had I been prepared to skimp a little more on objective-grabbing units and shrunk the Death Company a little more.

What I'm left with is an army that is, if anything, slightly more effective. Depending on the mission, and the deployment of the foe, I can create two Stormraven freight train o'death's – one carrying the Death Company and the Death Company Dreadnought, the other carrying a Tactical Squad, Captain and

Furioso Dreadnought. The first can clear the enemy off pretty much any objective in existence, the second can swoop in and secure that same objective for the greater glory of the Blood Angels, the Emperor, and so on.

Alternatively, I can use the Stormravens as fire-support gunships, eschewing their transport capacity in favour of getting their guns to the right place at the right time. Meanwhile, the rest of the army functions pretty much as I described for Blood Creed, with the smaller number of large, clanking Dreadnought bodies on the ground compensated for by the Stormraven Gunships' firepower. This deployment also has the distinct advantage of avoiding 'all eggs in one basket' syndrome, where a succession of unfortunate dice rolls see a third of your army blown up (or stranded) with a single lascannon shot.

Either way, by zooming and clanking forwards at full pelt, your opponent will struggle to focus his fire effectively.

HQ

Captain Andael
Captain with power weapon.

115 points

ELITES

Honoured Brother Canto
Furioso Dreadnought with two blood fists and heavy flamer.

135 points

Honoured Brother Carvoth

Furioso Dreadnought with frag cannon, blood fist and heavy flamer.

135 points

TROOPS

Tactical Squad Jastionis

10 Space Marines with flamer and missile launcher.

170 points

Tactical Squad Cervian

10 Space Marines with meltagun, multi-melta and Sergeant with power fist.

200 points

The Death Company

7 Death Company with boltguns, thunder hammer, power weapon and hand flamer.

195 points

Brother Zondrael

Death Company Dreadnought with two blood talons, meltagun, storm bolter and magna grapple.

140 points

HEAVY SUPPORT

Baal Secundus

Stormraven with twin-linked lascannon and twin-linked multi-melta.

200 points

Baal Primus

Stormraven with twin-linked lascannon and twin-linked multi-melta

200 points

TOTAL

1490 points

WARHAMMER
40,000

BLOOD ANGELS

The Blood Angels first fought at the Emperor's side as he forged the Imperium. Ten thousand years later, the Sons of Sanguinius still battle to protect Mankind.

On this page you can see a selection of the multi-part plastic kits available from the Blood Angels and Space Marines ranges.

Head online to see the entire selection of Blood Angels miniatures and plastic kits at the Games Workshop website:

games-workshop.com





DEATH COMPANY
product code:
 99120101084
 £20.50, €26, 200dkr,
 250skr/nkr, 100zł

Warriors of the Death Company are rightly named for they seek only one thing: a glorious death in battle fighting the enemies of Mankind.



SANGUINARY GUARD
product code:
 99120101085
 £20.50, €26, 200dkr,
 250skr/nkr, 100zł

The Sanguinary Guard are the elite of the Angelic Host, descending into the heart of the foe wielding Angelus bolters and power glaives.



FURIOSO DREADNOUGHT
product code:
 99120101089
 £27.70, €35, 270dkr,
 340skr/nkr, 135zł

Even death cannot stay the wrath of the Blood Angels, their greatest heroes fighting on from within the walking sarcophagus of a Dreadnought.



BAAL PREDATOR
product code:
 99120101086
 £30.75, €39, 300dkr,
 380skr/nkr, 150zł

Designed to spearhead lightning-fast assaults, Baal Predators are armed with twin-linked assault cannons or a deadly flamestorm cannon.



STORMRAVEN GUNSHIP
product code:
 99120101088
 £41, €52, 400dkr,
 500skr/nkr, 200zł

The true masters of the skies, the Blood Angels field Stormraven Gunships, deploying their deadly payload into the heart of the battle.



BATTLEFORCE
product code:
 99120101087
 £61.50, €80, 640dkr,
 790skr/nkr, 300zł

The Blood Angels Battleforce contains 20 Battle-Brothers and a Rhino, the perfect way to start or expand your own Angelic Host.

WARHAMMER® THE FOREST OF SPIDERS

There is something stirring in the woods and it's up to a Bretonnian and Dwarf alliance to flush it out. Mayhem ensues as Andy Hall introduces this month's battle report, a 4000-point, four player spectacular, starring Orcs, Goblins, and arachnids.



Andy: Far from being contained on an island or isolated in some mountainous corner, Orcs & Goblins blight the Warhammer world. Tribes and clans scatter the lands ensuing they're never far from a good fight. Who then were we going to pitch against the greenskin menace for this month's scrap? Step forward the noble Bretonnians and stalwart Dwarfs. Both races have a great deal of enmity towards the Orcs & Goblins and have clashed numerous times throughout history, giving them more than enough reason to put aside any misgivings they may have about siding with each other.

We wanted a big game, as not only did it seem rather fitting, but it would also allow us to showcase many of the

new kits. To this end, the Orc & Goblin generals, Standard Bearer's very own Jervis Johnson, and Studio hobbyist, Nick Bayton devised an army list full of Arachnarok Spiders, Forest Goblins and Savage Orcs. While the greenskins will fight with one big army, their opponents – the two Matts (Mat Ward with Bretonnians and our own Matt Hutson playing Dwarfs) – chose two separate forces that would fight as an alliance. Technically, this could give the greenskins a slight advantage when it came to working out victory points, but, frankly, we didn't care!

Once the armies were selected all that was left to do was set up the 8' by 4' table, roll on the Pitched Battle scenario chart and get playing!

Battle Facts

Game Size
4000 points

Armies
Orcs & Goblins vs.
Bretonnians and Dwarfs

Scenario
Dawn Attack

Players
Jervis Johnson
and Nick Bayton
(Orcs & Goblins),
Mat Ward (Bretonnia)
and Matt Hutson (Dwarfs)

Chroniclers
Andy Hall
and Tom Hutchings


Duke Bohemond of Bastonne crested the hill and cantered towards the Dwarf army, who were already busy forming lines and setting up their deplorable contraptions of war. Flanked by his Knights of the Realm, he approached the Dwarf Lord, who stood drinking foamy beer from a tankard. At the Dwarf Lord's side were his Shieldbearers, also quenching their thirst with Dwarfen ale. The Duke lifted his visor but remained ahorse, forcing the Dwarfs to crane their short necks even further upwards to meet his eyes.

The Dwarf Lord, Karlosskson, was old and wise. He knew there were more pressing concerns and so ignored the slight – for now at least. Before the Duke could speak Karlosskson stepped forward, 'Now manling, we're here as promised, but I don't march out at your beck and call whenever you get your breeches in a twist. Your herald promised greenskin trouble, so where is it?' asked the Dwarf Lord, beckoning to the dark forest that spread out in all directions from the bottom of the hill.

'Spiders, the largest of their kind, are coming,' said a female voice in a harsh whisper. From behind the Duke's retinue, the Prophetess Elvirella rode forward and dismounted, an act that was not lost on the Dwarfs.

'I see,' said the Dwarf Lord, stroking his large grey beard, 'and the Orcs will be among them?' the Prophetess nodded. 'Well, why didn't you say so. Now I've quenched my thirst I need a good reason to work it up again. Splitting greenskin heads is the perfect remedy.' The Dwarf turned and motioned that his tankard needed refilling. As he did flocks of birds swooped into the air from the tree canopy below, clearly startled by some as yet unseen threat; something was emerging from the forest

WAAAGH! WURRZAG



Bosses Jervis Johnson and Nick Bayton may sport alarmingly pale flesh tones but are greenskins through and through. Nick has painted over 300 Gobbos for his own 12,000-point army and Jervis has been writing about greenskins since the 1980s!

Jervis: One of the things you'll often find written in a battle report is 'I would have liked to have taken more models, but we didn't have them in the Studio's collection', or words to that effect. Fortunately, as befits an army that has been around since the start of the hobby, the Studio's Orc & Goblin army is extremely large, allowing any would-be Orc Warlord a huge amount of choice – too much, if anything. Because of this we decided to fight a large battle, so we could showcase as much of the army as possible. Even so there was lots for me to choose from.

After quite a bit of dithering and one or two false starts, I decided to focus on the new Savage Orc and Arachnarok Spider models we've just added to the range. This was mainly because I hadn't had a chance

to play a game with the new models yet (we have to use mock-ups and stand-ins in our playtest games, as the models are usually still being sculpted at the time), but, less selfishly, it would also give us a chance to show what they can do.

This decision having been made, the Lord choices for our army were pretty much predetermined: I just had to include Wurrzag, and I couldn't resist also taking a Goblin Great Shaman riding on an Arachnarok Spider with a spidershrine. This gave the army two fantastically impressive models to lead it, even if it did use up over 800 points of the 4000 points I had to spend. It also meant that I would have to rely on the rather fickle Winds of Magic to get the most out of the two characters – but Orcs & Goblins have always been



something of a gambler's army, so I didn't let this bother me. In fact it seemed rather appropriate.



Next, I added in a big horde of Savage Orcs, two large units of Savage Orc Boar Boyz, and finally – what the hell! – not one, but TWO more Arachnarok Spiders. I know, I know, taking three Arachnaroks was a bit over the top, even in a 4000-point game, but the models looked so great I just couldn't bring myself to leave any of them out of the army.

With the core of the army chosen, I started to look through the rest of the models that were available. I decided to take the new Savage Orc Shaman riding a boar, as he looked great and would add a little bit of oomph to one of the Boar Boyz regiments. Next, to emphasise the 'Spider'

theme, I took three units of ten Spider Riders each, and a Goblin Big Boss on a Gigantic Spider. By now the army was really taking shape, but I also wanted to get across the polygot nature of a large Orc & Goblin army. Bearing this in mind, I took a regiment of Orc Big 'Uns, Night Goblins, Trolls, a Doom Diver and two Spear Chukkas. In my imagination these were the remnants of tribes that had been overwhelmed by the Savage Orcs and their Spider Rider allies, and now fought under the command of their conquerors.

When it came to deploying, Nick and I decided to split the army so that I commanded the Savage Orcs while Nick took charge of the Spiders, with the remaining units split equally between us. So then, on to victory!

LORDS

-  **Wurrzag**
350 points
-  **Skritcher Web-Weaver**
Level 3 Goblin Great Shaman mounted on Arachnarok Spider with Catchweb Spidershrine.
475 points

HEROES

-  **Hurgalga**
Level 1 Savage Orc Shaman mounted on war boar, with Lucky Shrunken Head.
136 points
-  **Grog Chewtops**
Orc Battle Standard Bearer with shield and the Banner of Swiftness.
97 points
-  **Wuzzek**
Goblin Big Boss with shield, light armour, Talisman of Endurance and Sword of Might, mounted on a Gigantic Spider.
129 points

CORE

-  **Da Really Big 'Uns**
21 Orc Big 'Uns with shields, musician, standard bearer and Boss.
224 points
-  **Crooked Moonerz**
20 Night Goblins with shields, spears, musician, standard bearer, Boss and 3 Fanatics.
165 points
-  **Da Big Hands**
29 Savage Orcs with additional hand weapons, Big Stabbas, musician, standard bearer and Boss.
316 points
-  **Lug'z Ladz**
10 Forest Goblin Spider Riders with short bows, musician, standard bearer and Boss.
170 points
-  **Springut's Spiders**
10 Forest Goblin Spider Riders with short bows, musician, standard bearer and Boss.
170 points
-  **The Tree-Crawlerz**
10 Forest Goblin Spider Riders with short bows, musician, standard bearer and Boss.
170 points

SPECIAL

-  **Brugga's Pigs**
15 Savage Orc Boar Boyz with spears, shields, musician, standard bearer and Boss.
365 points
-  **Gogog's Boar Boyz**
15 Savage Orc Boar Boyz with additional hand weapons, musician, standard bearer and Boss.
335 points
-  **Rukka's Chukka**
Goblin Spear Chukka.
35 points
-  **Srukka's Chukka**
Goblin Spear Chukka.
35 points
- RARE**
-  **Slimey Gitz**
3 River Trolls.
135 points
-  **Krimson Beast**
Arachnarok Spider with Flinger.
320 points
-  **Fang-Ra**
Arachnarok Spider.
290 points
-  **Deff-Flyerz**
Doom Diver Catapult.
80 points
- TOTAL** 3,997 points

LORDS

- Lord Karlosskson**
Dwarf Lord with gromril armour with Rune of Preservation and Rune of Stone and axe with Master Rune of Smiting, Rune of Might and Rune of Speed, carried on Shieldbearers. 290 points

HEROES

- Braddon Karlosskson**
Thane with great weapon and gromril armour with Rune of Stone and Rune of Brotherhood. 94 points
- Durlir**
Runesmith with great weapon and 2 Runes of Spellbreaking. 124 points

CORE

- Karlosskson's Throng**
32 Dwarf Warriors with shields, musician, standard bearer and Veteran. 313 points
- Dragon Belchers**
10 Thunderers with musician and standard bearer. 155 points
- Dragon Spitters**
10 Thunderers with musician and standard bearer. 155 points



SPECIAL

- 4th Vail's Mining Corps.**
19 Miners with blasting charges, musician, standard bearer and Prospector with steam drill. 289 points
- Guardians of Gröl**
20 Ironbreakers with musician, standard bearer with Rune of Determination and Ironbeard. 310 points
- Little Sister**
Cannon with Rune of Forging, Engineer with Dwarf handgun. 145 points

RARE

- Dragon's Breath**
Organ Gun. 120 points
- TOTAL 1995 points**

THE HOUSEHOLD OF KARLOSSKSON



For someone who's painted a lot of Elves, Matt certainly knows his way around a Dwarf army. Just look at those runic combos – ouch!

Matt H: Having already played (and won) with a Dwarf army in a recent battle report I'm well versed in Dwarf tactics.

Seeing all the nasty big Arachnarok Spiders in the studio collection I knew we would be against at least one (or three) of them so I resolved to tackle them in traditional Dwarf fashion with lots of guns, axes and, of course, runes. Content to let the spiders do their thing against my Bretonnian allies, my plan was to shoot or chop them down if they dared to venture anywhere near me.

A horde of Dwarf Warriors is always difficult to shift, so 32 of them should be really hard to tackle, especially when they are led by a Dwarf Lord with a runic combination capable of killing a Arachnarok Spider with ease. Of course

any weapon that can kill a giant spider can also pretty much kill anything that your opponent can throw at you.

Ironbreakers are one of the toughest units in Warhammer and are always incredibly hard to kill, against Orcs armed with choppas I'm going to need something that can hold them in combat so I took 20. Next on my list was a unit of Miners led by a Thane with the Rune of Brotherhood. Miners turning up behind the enemy lines can be a real headache for your opponent, plus that steam drill could be very handy at wounding Arachnarok Spiders. To finish off the army, I've crammed in as many hardy Dwarf guns as I can get hold of.

With the throng ready for battle, I know that I can stem the green tide, hopefully the weak manlings will do the same.

THE ARMY OF THE RED DRAGON



LORDS

- Duke Bohemond of Bastonne**
Bretonnian Lord with barded Bretonnian Warhorse, a lance, shield, Sword of Bloodshed and the Virtue of Audacity. **240 points**
- Elvirella of the Shadowed Grove**
Level 3 Prophetess of the Lady with Bretonnian Warhorse, with Mane of the Purebred and the Trickster's Shard. **255 points**

HEROES

- Guderac the Silver**
Paladin with Barded Bretonnian Warhorse and the Virtue of the Impetuous Knight, carrying the Battle Standard with the Rampager's Standard. **164 points**
- Vivienne D'Esploa**
Level 1 Damsel of the Lady with the Forbidden Rod. **105 points**

CORE

- The Brothers Bastonne**
13 Knights of the Realm with musician, standard bearer with the Gleaming Pennant and Gallant. **341 points**
- The Bold Châlonniers**
20 Peasant Bowmen with braziers, musician, standard bearer and Villein. **145 points**
- The Bastonne 'Volunteers'**
20 Men-at-arms with musician, standard bearer and Yeoman Warden. **127 points**

SPECIAL

- The Sky Warriors**
3 Pegasus Knights with musician, standard bearer and Gallant. **195 points**

RARE

- The Guardians of the Shadowed Grove**
8 Grail Knights with musician and standard bearer. **334 points**
- Bohemond's Favour**
Field Trebuchet. **90 points**

TOTAL 1996 points

Mat W: It's been a while since I've had good reason to bring the proud sons of Bretonnia to the battlefield, but it's nice to be back in the saddle (ha ha).

Now, the Orcs & Goblins army has plenty of new tricks up its sleeve, and I knew I'd have to try to match it in kind. Happily, between its virtues and magic items, Bretonnia has some particularly nasty tricks to play. Duke Bohemond was geared up to chop through anything that stood in his way (the Sword of Bloodshed and Virtue of Audacity means that he'll have 7 Attacks, re-rolling hits and wounds against big things). Guderac? He was my ace, with a virtue to extend his unit's charge distance, and a banner to re-roll it. I had high hopes for this pair at the head of their Knights of the Realm. Beyond that, my

army was pretty standard stuff: a Prophetess, Grail Knights, Pegasus Knights, a Trebuchet, a Damsel and enough Peasants to support the knights (and to die in ignominious fashion if called for).

Of course, against such an outnumbering horde, careful teamwork with my Dwarfen allies would be crucial. We'd have to gang up on one section of the greenskin army, break it, then focus on the next chunk. A daunting task, perhaps, especially with the looming presence of Arachnarok Spiders, but I was certain that the lances and sorcery of Bretonnia, combined with the axes and blackpowder of the Dwarfs, would be sufficient to carry the day.

With one last prayer to the Lady, it was time to charge to death or glory!



Mat Ward has forgone his usual role of mustache-twirling maniacal villian to bring the noble Bretonnians to battle. It won't last!




DEPLOYMENT

Dawn Attack was rolled up as a scenario and the Dwarf and Bretonnian alliance deployed first. They elected to set up along the southern edge, facing the forest border. The placement of each unit was taken out of their hands somewhat and left to fate. But the dice proved to be reasonably kind, allowing the Matts to set up their war machines on the hill. The two lance formations of knights were placed around the same hill, able to strike from the centre and hopefully shatter any mobs of Orcs that may come strolling out of the woods. The only annoyance for the Dwarfs was that the Lord's through was forced to deploy on the western flank. They

deployed in a wood that turned out to be a Blood Forest, which would be fine as long as no spells were cast on the unit.

At the far end of the table both units of peasants were entrusted to look after the eastern flank, bolstered by a unit of ten Thunderers. As long as no monstrous spiders or frenzied boar riders attacked from this side of the battlefield then all should be well!

The Orc plan was to charge forward and 'make it up as they went along', so the specific placement of the units was less important, as long as they were going the right way!



Animosity

The results of Animosity can vary from being annoying, to crippling your best unit at the worst time, or to giving your mobs a much-needed boost and so are not necessarily disagreeable. In this turn the Big 'Uns gained an extra 4" move towards the enemy lines, sending them forward into an Abyssal Wood.

OUT OF THE FOREST

TURN 1

As the Bretonnian and Dwarf Alliance had set up first, they were entitled to start the game. However, the Orcs & Goblins could steal a march on the enemy and go first if Jervis could roll a 6 on the dice, which he duly did! But before Nick and Jervis could clap each other on the back too much, Mat W informed them that the Bretonnians were praying for the Blessing of the Lady and so would be going second anyway.

The battle began in earnest with a clutch of Animosity tests, on the whole the army behaved, with only the Big 'Uns failing and even then they stormed forward into the woods, eager to get to grips with the foe. The forest turned out to be an Abyssal Wood making them especially fearsome to fight against. The rest of the greenskin tide advanced on the enemy. The Arachnarok Spiders strode between the trees unimpeded. In the east, the Savage Orcs traversed over and around the Temple of Skulls, on the far eastern flank the red Arachnarok Spider, carrying the flinger,

marched through a fungus wood, and even the Goblins scuttling about on its back were far too keen on getting to grips with the enemy rather than stalling to drink mushroom juice. Across the table on the right flank the River Trolls unsurprisingly failed their Stupidity test and so mooched forward, oblivious to all around them.

Despite the presence of Wurrzag, a Goblin Great Shaman and a Savage Orc Shaman, the first Magic phase was extremely unimpressive. The winds rolled low and the only spell attempt was for the *Foot of Gork* but this was dispelled.

As the Shooting phase began, the Goblin Spear Chukkas unleashed their bolts at the Grail Knights. The first one predictably fell short but the second stuck the target skewering no less than three Grail Knights on its wicked barbs, so much for praying to the Lady! The Doom Diver launched a Goblin high into the sky. The winged Goblin quickly homed in on the Thunderers in the west, landing on top of one with a resounding splat.



The Arachnarok Spiders emerge from the dark forest.

The allies issued no charges in their first turn, preferring to reposition their battlelines in response to the greenskin advance. Chiefly, the Knights of the Realm shuffled sideways in what must have been a masterful display of dressage!

The Bretonnian Magic phase – let's not kid ourselves that the Dwarfs had any interest in this part of the battle – was just as uneventful as the greenskins' attempts, the *Curse of Anraheir* was dispelled and *Wyssan's Wildform* could not even be successfully cast.

The Shooting phase was bound to be more memorable with all the Dwarf machinery around and it certainly was, although it was the Bretonnians that kicked things off when the Trebuchet landed a large rock slap bang in the middle of the Night Goblin unit. The Dwarfs also added to the cull with the Organ Gun killing one more. The Dwarf Cannon was far more successful, smashing a cannonball into the bloated body of the blue Arachnarok, wounding it five times. The Thunderers also wounded the eight-legged beast.



Stoopid Trollz

Originally Jervis and Nick intended that the River Trolls would be set up close to Wurrzag, and therefore benefit from his Leadership, as well as the battle standard's Hold Your Ground rule. However, the Dawn Attack set up soon put paid to that, stranding the River Trolls away from the army's leaders. This meant the Trolls would have to pass Stupidity tests on Leadership 4 if they wanted to do anything other than amble forward!



MORK (OR GORK) WANTS YA!

ORC & GOBLIN TURN 2

Annotations

- A** The Savage Orcs continue to circumvent the Temple. The Savage Orc Boss cheekily prays to the Chaos Gods and gains +1 to his Initiative.
- B** The four Night Goblins remain in the open, close to the southern hill, daring the Knights to trigger the release of the Fanatics.
- C** The Savage Orc Boar Boyz swoop around the temple, advancing in a south-westerly direction towards the Bretonnian and Dwarf lines.
- D** The Big 'Uns miss their opportunity to charge, simply because Nick thought Jervis was controlling them and vice versa. It's classic Orc miscommunication, so they miss the correct phase, and instead are forced to shuffle forwards out of the woods.
- E** Nick backs up the black Arachnarok Spider, not wanting to put it in charge range of the Dwarf Warriors and hoping to form some 'kunning' plan with the other Spider Rider mobs.
- F** Lug'z Ladz catch the Pegasus Knights and make them pay for their lethargy. The Knights are wounded by the assault and, to top it all, fail to do enough damage in return. They flee from the battlefield in shame. The Forest Goblins do not pursue and reform to face the flank of the Dwarfs.

A new turn meant a fresh round of Animosity tests. All but Springut's Spiders were unaffected, the Spider Riders foregoing any advance to squabble amongst themselves. Aware that the blue Arachnarok Spider probably couldn't take another cannon shot, Nick declared a charge with it into the Ironbreakers taking cover behind an obstacle. But this was just the first in a host of greenskin charges. The east flank was overcome with fearsome greenskins and a big red spider, and back in the west Mat W's Pegasus Knights were caught unawares, as the Forest Goblin Spider Riders charged home.

Contrary to the magical fizzle of the previous turn, this time Jervis rolled a mighty 11 for the Winds of Magic. The magical fusillade began with the *Curse of the Bad Moon* from the Goblin Great Shaman at its maximum level. The spell

was cast but rather than risk a host of Initiative tests on his Dwarfs, Matt H immediately invoked a Rune of Spellbreaking. Skritch Web-Weaver wasn't finished yet, casting *Vindictive Gaze* at the Dwarf horde, which was dispelled. Finally, Wurrzag cast *Foot of Gork* forcing Matt to use his last Rune of Spellbreaking. It had been an exhaustive Magic phase, but the allies had halted all spells. However, there were four more greenskin Magic phases to go, and the Dwarfs were now out of Spellbreaking Runes.

In the Shooting phase one of the Spear Chukkas misfired, but the other managed to skewer a solitary Knight of the Realm. Despite their slipshod natures, the Goblin war machines had been very impressive in the battle so far. The Doom Diver successfully targeted the Grail Knights hitting home, but this time all three Knights made their ward saves.





Charge!

The attack on the eastern flank surprised both of the allied generals as the greenskins sped across the table on their porcine and arachnid mounts. Gogog's Boar Boyz crashed into the Thunderers, who opened fire but to no avail. By then the Arachnarok with the Flinger – named the Krimson Beast by its passengers – attempted to charge the Men-at-arms who understandably fled in sheer terror. With the peasants fleeing, the spider redirected towards the Peasant Archers. The bowmen overcome their fear to stand and shoot, getting several hits but failing to pierce the creature's hide.



ORC & GOBLIN TURN 2 CLOSE COMBAT PHASE

Annotations (cont.)

G The blue Arachnarok Spider attacks the Ironbreakers who, through their doughty saves, manage to stave off many wounds, that is until the Thunderstomp, which wins the combat for the spider. The Dwarfs stay but only because they have more ranks.

H The eastern flank is overrun by the greenskins. First the Arachnarok Spider makes short work of the peasants, who flee towards the battlefield's edge. The Savage Orcs then smash aside the Thunderers mercilessly running them down.



LANCES DOWN, CHARGE!

DWARF AND BRETONNIAN TURN 2



The two lance formations charge into the forest bounds, intent on routing the greenskins.

Choppas!

Orc weapons are collectively known as **choppas**, referring to the large, heavy blades crudely affixed to the ends of spears, sword hilts or even the leg bones of former enemies. The Savage Orcs and Big 'Uns that fought in this turn were both armed with **choppas**, giving them +1 to their Strength for the first round of combat. As both fights only lasted for a single round of combat, the **choppas'** loss of momentum turned out to be irrelevant.



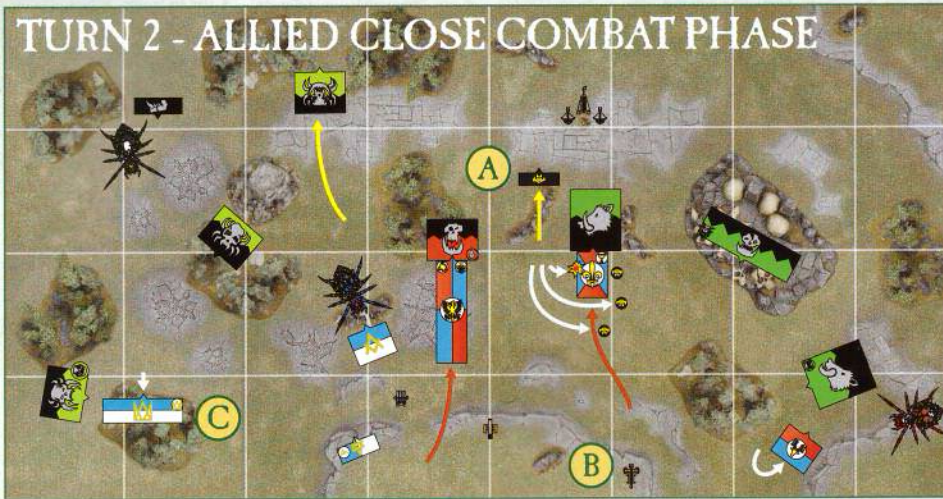
A lack of Dwarf Miners was overshadowed by the two massive charges as the Knights goaded their steeds forward into the teeth of the enemy. The Knights of the Realm hit home, smashing into the Big 'Uns who had been dithering in the woods. The Grail Knights, including the Prophetess, galloped across the battlefield with Brugga's Pigs firmly in sight. However, they were the first to come within 8" of the Night Goblins, so three Fanatics span wildly out of the hooded mob. It was then the Orc generals had their first disagreement. Jervis wanted to keep it simple and aim all three Fanatics straight at the Grail Knights, who had temporarily halted while the spinning loonies were released. Nick, on the other hand, was keen to land the Fanatics along the remaining 8" the knights had to navigate before contacting the Boar Boyz. This was because a Fanatic passing through a unit does D6 Strength 5 hits but having a unit land on the Fanatic does a tremendous 2D6 Strength 5 hits. If Nick pulled it off it would be a cunning ploy, enabling the greenskins to maximise the damage. However, the random movement of the Fanatics made it anything but a given. And, in fact, it didn't pay off, once the Fanatics had been placed the Grail Knights were only struck once, causing three wounds, two of which were saved.

Before Jervis could say 'I told you so', Mat W had rolled the Rally test for the fleeing Peasant Bowmen, which failed and so they fled off the table. Although, against expectations, the Men-at-arms passed and turned to face the looming threat of the colossal spider.

In the Magic phase the winds blew up a robust breeze with an average of 7 rolled. The Prophetess then cast *The Savage Beast of Horros* on herself giving her +3 to both her Strength and Attacks characteristics. This was followed by an attempt to cast *Wyssan's Wildform* but was promptly dispelled.

The Shooting phase came into view and while the Dwarfs looked on jealously as the Bretonnians were the first to charge into combat, their war machines were more than ready to add to the slaughter. The Organ Gun started by ravaging the squabbling Spider Riders. Matt H rolled a 10 on the artillery dice and the mob disappeared in a pall of acrid black smoke, which when cleared revealed that just one Spider Rider had survived the massacre and was now fleeing for its life. The Thunderers targeted the next Spider Rider mob, and slew two, causing that unit to rout as well, although they only scampered two inches. The Cannon, affectionately termed *Little Sister* by its crew, turned a full 180° and brought the Krimson Beast into

TURN 2 - ALLIED CLOSE COMBAT PHASE



Annotations


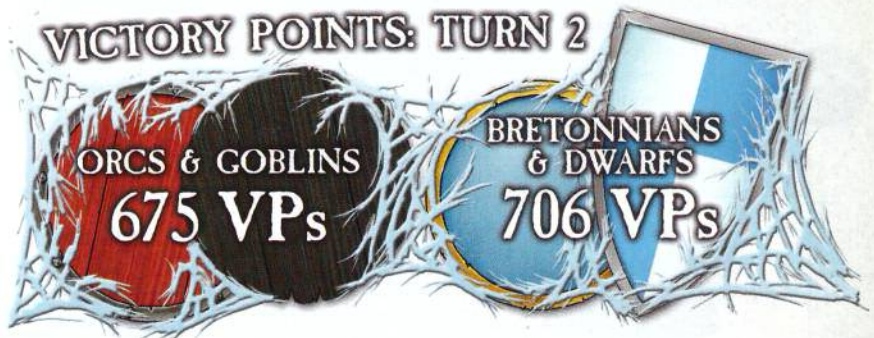
- (A)** The Dwarf Engineer fires his handgun at the Night Goblins, killing one and finally causing them to flee.
- (B)** The Trebuchet aims at Gogog's Boar Boyz but the hurled stone veers off target for a palpable miss.
- (C)** The Dwarf throng shuffles back, not willing to march into the greenskins' trap.

its sights. The cannonball struck home but the monster only lost a single Wound.

In the allied Combat phase Fang-Ra, the blue Arachnarok Spider, and its Goblin riders continued their assault on the unit of elite Ironbreakers, slaying another four. The Ironbreakers' famously strong armour failed to protect against the brute strength of the humongous spider before them. The Dwarfs were shaken but stoically hit back. Alas, despite good Dwarfen steel they could not wound the monster. Nevertheless, they remained in the fight – steadfastly refusing to run. Time was running out, but a gushing wound in the creature had proven it could be wounded – they just had to find the strength to slay it before the monster killed them all.

With lances down, the Knights of the Realm charge hit home into the Big 'Uns, Duke Bohemond and Guderac the Silver were at the forefront, skewering five greenskins on their lances between them. The other knights also did their fair share bringing another two greenskins down. With choppas in hand, the Big 'Uns stepped up and set about the knights, crunching armour and ripping off helmets. They wounded the Duke and dragged a knight off his horse, but it wasn't quite enough. The Bretonnians had won, and rode down the Orcs even as they fled. However, while pursuing through the woods, two of the knights were unhorsed.

The Grail Knights did not fare so well against Brugga's Pigs. Mat W rolled some terrible dice for the mightiest cavalry in all of Bretonnia and only managed to kill two Savage Orc Boar Boyz. The Orcs struck back, slaughtering the Prophetess amongst the carnage as their choppas rose and fell. The Grail Knights fled, but managed to avoid the spinning Fanatics. The pursuing Savage Orc Boar Boyz were not so lucky – 11 were toppled from their boars as the balls and chains span indeterminately through their own side's unit before killing the Fanatics themselves.



Fang-Ra attacks the Ironbreakers, slaying the armoured beardslings with every swipe of its great legs.



BATTLELINES REDRAWN

TURN 3

Fanatics!

Fanatics have always been popular with Orc & Goblin players for the sheer amount of carnage they can cause – often to both sides. This battle was no different with both noble knights and Savage Orc Boar Boyz falling to the swinging death of a crazed Fanatic. But these fungus-ridden loons are not the only things you can now hide in a mob of Goblins. A unit of Goblins can conceal Nasty Skulkers, and just like the Fanatics they strike by leaping from their parent unit and aiming for the enemy's 'urty bits.



Looking at the battlefield at the start of Turn 3 you could see a definite pattern emerging: the eastern flank had all but fallen to the Orcs, while the western flank was firmly in Dwarf hands, for now. In effect, the battle had spun on its axis, and this turn would be about reorganising battlelines for the further slaughter to come.

The greenskins began proceedings by declaring a charge against the Grail Knights with Brugga's Pigs. The Grail Knights were already galloping away and fled off the battlefield, allowing the Savage Orcs to redirect their charge into the Trebuchet.

The Men-at-arms passed their Terror test, and so held as they were charged by both the red Arachnarok Spider and Gogog's Boar Boyz, shaming the fleeing Grail Knights not 12" away. Across the table Lug'z Ladz hit the flank of the Dwarf Warrior horde.

In the Magic phase Nick used the Great Shaman to cast *Gork'll Fix It* on the Dwarf horde. The spell was cast with irresistible force and the resulting magical feedback wounded every other greenskin magic user. However, because the spell was cast on a unit in the Blood Forest, the trees came

alive seeking sustenance, attacking the Dwarfs who managed to fend them off. The forest then moved southwards away from the Dwarf horde and crucially giving them their rank bonus back for the subsequent combat, something they would not have been able to claim should the wood have remained stationary. Which gives rise to the question of whether the greenskin generals should have cast the spell at the Dwarf throng in the first place.

In the Shooting phase the Doom Diver and working Spear Chukka fired upon the Knights of the Realm. Mat W made his ward saves against the Doom Diver attack but once more the Spear Chukka proved invaluable by striking and killing another brave knight.

In the Combat phase, battle was joined across the table, but in the centre the Ironbreakers were still fighting for their lives against a monstrous spider. The spider slew two more brave Dwarfs and the unit lost its steadfast status. Rather than see the remnants of his prized unit flee, Matt H used the Rune of Defiance on their standard to keep them in the combat. If the Dwarfs could just wound the monster twice more they would break the deadlock.



END OF TURN 3

The Arachnarok Spider and Savage Orcs made short work of the Men-at-arms. The humans fled off the table after their knightly masters. The Krimson Beast restrained from pursuing, already focusing its many eyes on other enemies, but Gogog's Boar Boyz had no choice but to chase the Bretonnians off the battlefield.

Meanwhile, as the Dwarf Lord battled the Goblin Big Boss, Lug'z Ladz fought the Dwarf Warriors, killing two and actually winning the combat, but it just wasn't that easy to get rid of the remaining Dwarfs and they stayed put.

The Dwarf turn started with the Miners arriving, coming on behind Lug'z Ladz. A distinct lack of magic meant it was straight into the Shooting phase. The Thunderers targeted the northern-most Spider Riders and slaughtered four, forcing the mob to flee back into the woods. The Cannon had already hit two of the Arachnarok Spiders and now settled its sights on the black beast skulking about in the north-west. The shot was accurate, pulping the Shaman and wounding the creature five times.

In combat, the Ironbreakers had been given a second wind, having spent the three previous Close Combat phases unable to hurt the blue Arachnarok Spider they took off its last two wounds in one exceptional round of combat. The massive spider crashed to the earth, dead – to the bellows of satisfaction from the Dwarfs.

Meanwhile the Dwarf Lord's throng had no trouble dealing with the Spider Riders as they seemed unable to pierce flesh or Dwafen armour. The spiders fled and, full of bloodlust, the Dwarfs followed only to meet the Miners head on.



The Runes of Wrath

The Dwarf Lord had finally got a chance to work up a thirst as the Spider Riders charged the horde in the flank. Wuzzek, the Goblin Big Boss, goaded his Gigantic Spider forward and into a challenge with Karlsskson. The first round of combat reached a stalemate as the Dwarf Lord uncharacteristically missed with all his attacks, the Goblin Big Boss also failed to make a mark. The Dwarf Shieldbearers did wound but this was saved. In the Dwarf turn, Karlsskson found his form, and with a mighty swing of his runic axe decapitated Wuzzek and lopped off the Gigantic Spider's front legs. When its body crashed to the ground, the Shieldbearers finished it off.

Annotations

- A** The Peasant Men-at-arms are butchered by the combined might of ginormous spider and frenzied Boar Boyz. What is left of the Bretonnian rabble flees off the table. The spider restrains, already focussing on other enemies, but Gogog's Boar Boyz have no choice and pursue.
- B** The four remaining Savage Orc Boar Boyz are still more than enough to deal with the Trebuchet and its peasant crew.
- C** The Organ Gun targets Brugga's Pigs and slays three more leaving just Brugga alive. He bellows his defiance and readies to charge once again.
- D** The Knights of the Realm reform with the Duke leaving his retinue. This was to give Mat W more some charge options in the following turn, that was the theory anyway.



BEWARE OF FLYING GOBLINS

TURN 4

Doom from Above

Never underestimate the devastation a rapidly plummeting Goblin can cause. Mat W found out the hard way, as Duke Bohemond was unceremoniously splattered by a rapidly-falling gobbo. The Duke had left the relative safety of his Knights of the Realm unit in the previous turn, to give the Bretonnians more options when it came to charging. Mat W still had a 4+ 'Look Out Sir!' roll to save his valiant Duke, but he only rolled a 2 and therefore his Army General went splat as the Goblin Doom Diver made explosive contact.



As predicted, each army's left flank had now been utterly destroyed. In the east the Savage Orcs were readying to advance west and roll up the Dwarf flank, whilst the bearded ones were preparing to meet what was left of the greenskins. The Bretonnian army now consisted of a single but extremely powerful unit of Knights of Realm, a charge from this formation could wipe out any foe it rode against.

The black Arachnarok Spider crashed through the trees and into the rear of the Dwarf horde, hungry for vengeance. In the north the final unit of Spider Riders fled off the table, scampering through the River Trolls, forcing them to take a panic test, which they miraculously passed. Brugga, the lone Savage Orc Boar Boy, charged the Dwarf Cannon. The Engineer shot at the incoming boar, but failed to wound the frenzied rider and beast. Further east the red Arachnarok Spider moved forward, the Goblins on top preparing the Flinger. Gogog's Boar Boyz returned to the table and the Savage Orc horde steadily advanced westwards keener than ever to make a mark on the battle.

In the Magic phase Wurrzag cast *Hand of Gork*, to move Gogog's Boar Boyz further west. *Foot of Gork* was then cast but dispelled. It was then the greenskin Shooting phase. The Goblin artillery had

been performing well all game but this turn will be the one that all the players remember as a Doom Diver landed on top of Mat W's general, killing him instantly! The Spear Chukkas missed their targets and the Flinger upon the back of the red Arachnarok Spider misfired – the web clearly wasn't sticky enough just yet.

Over by the Cannon, the Dwarf crew were busy fending off the Savage Orc Boss, Brugga. The Dwarfs managed to keep him off their precious gun, although they failed to wound him themselves. Brugga charged so won the combat, but the Dwarfs were not going to abandon the Cannon just yet. In the west, Karlosskson's Rune of Speed ensured he struck first, the Rune of Might doubled his Strength against the monster and the Master Rune of Smiting multiplied each wound into D6. Despite charging into the rear, the Spider had been pulverised by the Dwarf Lord before it could even bear his fangs in attack!

Whilst the Orcs & Goblin players reeled from the loss of two Arachnarok Spiders, Matt H pressed home the advantage by having the last six Ironbreakers try to charge the Savage Orc horde in an almost suicidal manoeuvre, no doubt a heroic death awaited! Alas, the short Dwarfish legs couldn't make the distance and so they strode forward, ready to receive the charge instead.

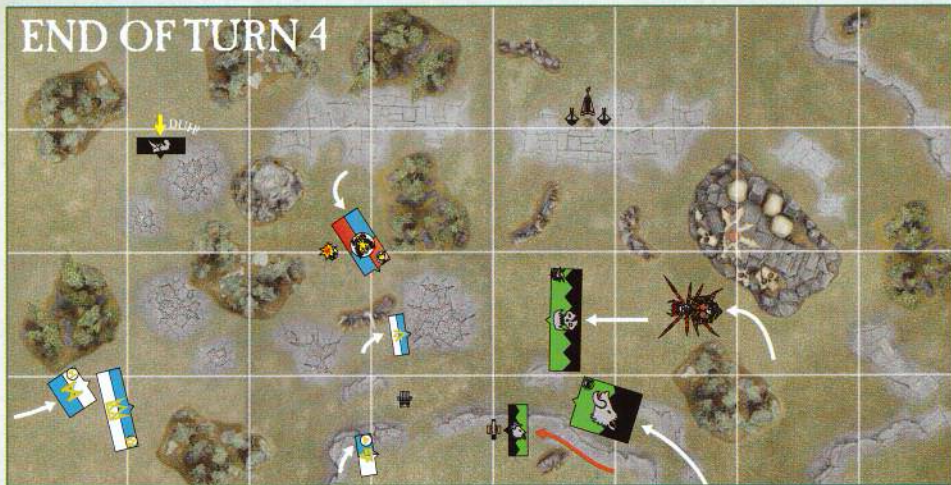


Spider at your Back

Having an Arachnarok Spider charge into the rear of your unit would spell doom for most. However, the Dwarfs are sturdy folk and seemed unfazed. In fact, the Dwarf Lord used his *Make Way!* move to put him face to face with the many-eyed monster. The Rune of Speed engraved in the Dwarf Lord's axe allowed him to strike first. Matt H's deadly runic combination kicked in and so deprived the Arachnarok Spider of its remaining three wounds. This left just one of the giant beasts alive, but that was still more than enough to cause carnage.



END OF TURN 4



In the Shooting phase the Organ Gun fired upon the Savage Orcs and seven dropped dead. If the Goblin contraptions were working well then there was no doubt the Dwarf machines were too. The cannon couldn't fire as the crew were still in combat with a Savage Orc, but this was quickly resolved in combat as the Dwarf Engineer overpowered the greenskin, dragging his corpse off the boar.

At the end of the fourth turn, the battle had shifted 90 degrees with both sides losing a flank but still having plenty of muscle to finish the job as they lined up across the width of the battlefield. If anything the Orcs & Goblins now had the advantage in numbers and potential devastation, with Savage Orcs, Boar Boyz and an Arachnarok Spider all ready and willing to spill blood.

VICTORY POINTS: TURN 4

BRETONNIANS & DWARFS
2335 VPs

ORCS & GOBLINS
1851 VPs

BATTLE REPORT



The Savage Orcs form up across the east flank, ready to charge west in Turn 5 and roll up the rest of the allied army.



THE BIG FOOT OF GORK

Turns 5 & 6



Squished!

The allies had done a good job of keeping the Waaagh! energies to a minimum throughout the battle. However, when Wurrzag cast *Foot of Gork* with irresistible force it went very wrong for the Bretonnians. The Knights of the Realm started the phase healthy but Gork's foot then stomped down, killing three. It then stomped on the same unit again, killing two more!

The Savage Orcs were all set to smash aside the Ironbreakers and overrun deep into Dwarf territory. Jervis was concerned about the unit's formation and ideally, would have liked to reform to give the Orcs deeper ranks but the time for shuffling about had passed, it was now or never, unless, of course, you roll a 1 for Animosity, and that's exactly what the Savage Orcs did! To be fair, they still tried to charge, but stumbled forward short, with the Knights of the Realm and the remnants of the Ironbreakers poised to charge. The Savage Orc Boar Boyz charged the Cannon, the second cavalry unit to do so, although this time, the odds were firmly in their favour.

The Magic of the Waaagh! proved truly devastating as Wurrzag conjured a big green foot, which descended from the sky and stomped all over the Knights of the Realm not once but twice! As the giant foot rose to reveal the trampled forms and broken lances of the flower of Bretonnia Gork slipped, allowing the enemy to nominate a unit to be stomped on. The two Matts didn't hesitate for a second and chose da Big Hands – the Savage Orc horde. The foot descended for a third time,

squishing four Orcs before finally retiring back into the ether. The knights were shaken from the events of the Magic phase but before they could recover they were then hit with the Goblin artillery, which finished them off! There were now no Bretonnians left on the battlefield; it was

“Wurrzag conjured a big green foot, which descended from the sky and stomped all over the knights not once, but twice!”

up to the Dwarfs to stop the greenskins. The Krimson Beast flung its Flinger, hitting the Ironbreakers and causing no wounds, but forcing them to strike last should they end up in combat.

As the fighting continued, the Boar Boyz wiped out the Cannon and overran 12" to halt just in front of the Thunderers.

It was then the Dwarfs' fifth turn. The Ironbreakers, now lacking the support of the knights, charged into the Savage Orcs. Further west, the Dwarf throng turned and advanced east, while the Miners headed north towards the River Trolls. Skipping straight to the Shooting phase – for there was definitely no allied magic now! – the Thunderers found the Savage Orc Boar



Boyz bearing down on them and so opened fire at point blank range. All the Dwarfs hit their targets, but the greenskins proved exceedingly tough, and just four toppled from their mounts. The Organ Gun also targeted the Boar Boyz but could only manage a single wound as Matt rolled a 2 on the artillery dice and wounded just once. The Savage Orcs fought the Ironbreakers to a disappointing standstill.

In the greenskins' final turn of the battle, Gogog's Boar Boyz charged the Thunderers. The red Arachnarok Spider moved onto the Temple of Skulls for a view of the battlefield to fire its Flinger. Wurrzag cast *'Ere We Go!* but this was dispelled on a double 6 by the Runesmith. The Flinger fired its sticky webbing at the Dwarf horde, killing three.

And in combat the Savage Orc Boar Boyz unleashed their fury, wiping the Dwarf Thunderers out barring the Runesmith, who hit back slaying a single Orc. But this token resistance was too little and the Dwarf was summarily ran down.

The Savage Orcs and Wurrzag had another go at the Ironbreakers, but Matt H just didn't do the courteous thing and fail any saves. The Dwarfs struck back and killed another four Savage Orcs, which proved too much for the Orcs who fled.

In the Dwarfs' final turn the Ironbreakers caught up with the Savage Orcs and wiped them out, effectively ending the battle. But who had won?



Saves of Iron

The Combat phase in Turn 5 was centred on the Savage Orcs and Ironbreakers. The Orcs struck with 24 Attacks of which 8 wounded, but Matt H then made an amazing 7 saves and then jammily made his parry save on a roll of 6 as well. The Dwarfs struck back, slaying four Savage Orcs and winning the combat. The greenskins were steadfast, allowing them to pass their Leadership test. In the sixth turn the Ironbreakers gained the upper hand, due to their impressive armour saves and so the Savage Orcs fled. Buoyed by winning the combat against the odds, this time the Dwarfs caught the Orcs.

BRETONNIAN AND DWARF VICTORY!

BRETONNIANS
& DWARFS
3101 VPs

ORCS & GOBLINS
2676 VPs

“Bretonnia is eternal, even if her knights are not...”

Matt H: Well, that was quite a turn around! With all the Bretonnians either dead or driven off it was down to the Dwarfs to win the day. As the old Dwarf saying goes, if a job's worth doing don't get a manling to do it. In the face of all those Savage Orcs the remaining Ironbreakers not only simply refused to die but won the combat, handing victory to the Dwarfs. In fact, the whole game came down to that one combat, if the Savage Orcs had won it they would have been the outright winners.

The Dwarf war machines did their bit, with the Cannon consistently taking at least five wounds off an Arachnarok. The Organ Gun didn't misfire all game and proved a real thorn in the side of the Orcs, so much so that towards the end they were going out of their way to destroy it, even targeting it with their Goblin Doom Diver.

Spider-killers of the match has to go to my Lord and his his kinsmen as they killed all three types of spider. My Dwarf Lord was particularly impressive causing ten wounds on an Arachnarok in one Combat phase thanks his combination of runes.

Mat W: First of all, I'm going to choose to believe that it was the confusion of the Dawn Attack that led the Dwarfs to leave their erstwhile allies all but abandoned at one end of the battlefield. It would, after all, be the lowest of calumnies to suggest that those treacherous, smelly and ill-mannered Dwarfs sat idly by and watched, guffawing into their lice-ridden beards, as the proud flower of Bretonnia was trampled into the mud.

Alas, this unfortunate lack of coordination during deployment put my gallant knights on the back foot from the start of the game. Worse yet, whilst my knights clearly thought it would be sporting to attack with one arm tied behind their backs (no other explanation for my shockingly bad dice rolls is readily forthcoming) I'd have greatly preferred slaughter over sportsmanship. Never mind. They say Bretonnia is eternal, even if her knights are not.

Oh, and yet we still won, so that's good isn't it! More to do with Dwarf engineering than Bretonnian lances I fear.



Look out Sir!

The moral of the battle seems to be to watch out for flying Goblins, and green things in general falling from the sky. Whether it was the disembodied foot of an Orc god or a mad Goblin glider, the Bretonnians didn't fare too well. Mat W really came unstuck when his general left the Bretonnian unit, allowing Nick to target him with his unerringly accurate Doom Diver. A successful 4+ Look Out Sir! roll would have made all the difference, keeping the Bretonnian Duke in play for a while longer at least!

You could argue that the Duke should never have left the unit in the first place, but it was a calculated risk that could quite easily have paid off.

Jervis: It's one of the truisms of Warhammer that you often feel elated at the end of your own turns, and deeply depressed at the end of your opponent's. However, I've never known the mood swings to be quite as dramatic as they were in this battle. From turn to turn the fortunes of war switched dramatically from one side to the other; it was a roller-coaster of a battle and no mistake! This series of highs and lows reached its climax in the last two turns of the game. At the start of turn five I was pretty sure we were done for, only to have our magic and shooting to completely turn things round. Quietly confident that this meant we (finally!) had the game in the bag, I was dumbfounded when Matt's Ironbreakers routed my Savage Orc Boyz, running down Wurrzag into the bargain and giving Mat & Matt the game.

Even though we lost, I was very pleased with the way the Orc & Goblin army had performed. The Arachnarok Spiders had proved their worth, and the only thing that held them in check was some lucky Dwarf artillery fire and one of the most tooled up Dwarf Lords I've ever had to face (Matt, you should be ashamed of yourself!) That said, my 'Ladz of the Match' award has to go to the Savage Orc Boar Boyz, who powered through everything that got in their way. Combining hitting power, toughness and a good turn of speed, I'm sure they will prove to be a popular choice in Orc & Goblin armies for years to come.

Nick: So as the dust settles on what was a thoroughly enjoyable game of Warhammer. It would seem to the casual observer (and the scenario...) that we lost... but if there's a big fight and lots of humies and stunties to stomp on, then it's a win-win situation for the Orcs! I have to hold my hands up here – I think I might have lost us the game with the risky deployment of the Fanatics – my plan was to line them up in front of the charging Grail Knights and have the hapless Bretonnians end their charge on top of them, dishing out a punishing 6D6 S5 hits – enough to kill any unit stone dead. If only, my plan had worked (and not killed Jervis' Boar Boyz... oops!).

Despite this hitch, the game was a remarkably close and enjoyable, made all the more unpredictable by the scenario set-up. Having to roll randomly to decide where our units were to be placed meant we all had to really think on our feet, and while it hindered both sides' battle plans somewhat (the Trolls being deployed so far from the General a good example), made the game all the more exiting!

The Arachnarok Spiders performed excellently, and provided us with much needed armour-penetrating, Dwarf-stomping killing power. As did Wurrzag's magic, I've never seen a more effective *Foot of Gork!* We might have lost this battle, but there will always be more greenskins waiting in the hills to destroy the lands of men and Dwarfs...

Ladz of the Match

The Savage Orc Boar Boyz really proved their worth, girding their bad tempered mounts into some of the most intense fighting of the game. If only those Fanatics hadn't spun through a whole unit. The Wild Abandon special rule allows them to be armed with two hand weapons (which also benefit from the Choppas rule), making them hit really hard in the first round of combat. Of course, this also makes them less stable and so they are more likely to fail their Dangerous Terrain tests, but, as any Orc Warboss will tell you, that's a price worth paying.




Fings We Could've Done Betta

The River Trolls spent the battle doing nothing much at all, other than occasionally chewing on the odd fish head. This was because the deployment forced them away from Wurrzag, the army general, and his influence for controlling Stupidity. Rather than simply letting them go it alone and inevitably constantly fail their Leadership tests as Jervis and Nick did, an easy fix would have been to move the Goblin Big Boss on Gigantic Spider out of the Spider Riders unit to join the River Trolls. This would have increased their chances of passing a few Stupidity tests and created a very powerful unit to boot!



STANDARD BEARER



You've all heard these types of story: I rolled a 6, and then Jervis rolled a 1, and then I rolled a 4. This month Jervis turns his attention to the tool of our trade – the humble dice.

In a fight between Orks and Berzerkers, only one thing is for certain: a lot of dice will be rolled.

I recently visited Narbonne, a lovely town in the south of France. I love Roman history, and so headed straight for the museum that holds a spectacular display of Roman mosaics and other artefacts. As I browsed through the museum, I was rather surprised to come across a set of 2000-year old Roman dice. These dice were, apart from their great age, identical to the dice we use in our games; the pips on the dice were in the same position we use now, and placed on the same sides, so that the pips on any two opposite sides totaled seven (look at your own sets of dice and you'll see what I mean). Seeing those little dice gave me a strange feeling of connection to the Romans that would have used them, just as we use them now when we play our games, and it really got me thinking about dice and the important place they hold in the hobby.

Like most hobbyists, I am obsessed with dice, and have been ever since I started playing board games when I was young. As I progressed from board games to tabletop wargames and roleplaying games, this obsession grew deeper, fueled I'm pretty certain by all of the weird polyhedral dice sets that were popular with Dungeons & Dragons players back then. However, I think I knew in my heart that the one true dice is the humble six-sided dice, or D6 as we know it.

Anyway, over the years I've become fascinated with the little six-sided cubes of elation and despair that we use in our games. What's more, I know that I'm not alone in this – almost every hobbyist I meet seems to be similarly obsessed. Some take their obsession further than others, of course. I've met hobbyists who will only use certain colours of dice or who have to stack them neatly on their side of the table, or who won't use dice that have been touched by another player, and so on. Other hobbyists try to 'train' their dice to roll well, either by rolling them before a game to 'get the ones out', or by making examples of dice that under-perform by throwing them away or smashing them with a hammer!

And then there are all of the little rituals that hobbyists go through when they actually roll the dice, either rolling them in a specific way with a special flick of the wrist, or in a special order that ensures they roll better. My own particular foible is that I hate to roll single dice – they always seem to roll low if they are on their own – so I'll do anything I can to roll as many dice as possible. Other people I know won't pick up and re-roll dice that have just scored hits or wounds, because they've 'used their luck up'. It really is wondrous just how many of these little quirks we manage to pick up.



And you know what, I bet the Romans were just the same. What the Romans probably didn't know was that dice had *already* been around for thousands and thousands of years. These first sets of dice were made from the ankle bones of cattle, which is where the term 'knucklebones' comes from, and they almost certainly have been in use since prehistoric times. Although modern dice are made of plastic not bone, they are still one of the most ancient tools in existence, predating things like wheels, pottery and metal implements by millennia. The earliest dice to be discovered by archaeologists date back about five thousand years, and were used in a game very similar to the modern game of backgammon. So when you next roll a set of dice, you will be carrying on one of mankind's most ancient traditions.

though we do, so that chance of rolling that sixth 6 is just the same as it was to roll the first 1. This is useful at the gaming table, as it means that a run of good or bad rolls doesn't have any effect on what the dice will roll next.

It is this inherent uncertainty that dice bring that make them so beloved of games designers like myself. Although players can predict the chances of making a certain roll, they don't know for certain what it will be, and this element of chaos (with a small 'c') stops them from knowing exactly what will happen next. Without dice a game would play out exactly the same way every time if you carried out the same moves – like chess – but with dice it is highly unlikely that two battles will ever be exactly alike, even if you use the same armies and set up in the same way. This



Dice of all kinds are a valuable tool for a games designer, not to mention gamers of all kinds.

“It is this inherent uncertainty that dice bring that make them so beloved of games designers like myself.”

As a game designer dice are one of my tools of the trade, and have meant that I've had to learn more about probability theory than any of my old mathematics teachers would have thought me capable of (sadly, I wasn't the most attentive of students). For example, when you roll a single D6, you have a 1 in 6, or roughly a 16.666%, chance of rolling each of the numbers of the dice. This is what's called a linear set of results, because the chance is exactly the same for each number. However, when you roll two dice and add the results together, instead of there being a 1 in 12 chance of rolling each number, you get what is called a 'bell curve' with the most likely result being a roll of 7 (occurring about 16.666% of the time) and the least likely results be 2 or 12 (each of which has only about 2.777% chance of occurring). This kind of thing is really important with a 2D6 table, as you must keep in mind that whatever result you put by the 7 is six times more likely to come up than the results you put by the 2 or the 12. Add in modifiers or situations where you use the two best dice out of three, and things get *really* complicated.

The other thing that probability theory teaches is that dice don't have a memory. Say that you've just rolled a dice five times in a row, and got a 6 every time. What's the chance of getting a 6 on the next roll? Intuition tells us that it's really unlikely that you'll roll another 6, as you've been so lucky thus far. In actual fact, though, you've still got a 1 in 6 chance of rolling another 6 – dice don't remember what they've rolled before or have any concept of luck, even

adds immensely to the variety of tactical situations you will face, and means that every game will throw up new challenges.

Dice are useful tools in other ways too. They are great markers, for example. Most players intuitively use them in this way to track wounds and so on. They can also be marked with symbols so they can be used to generate things other than numbers. For example, arrows on a scatter dice are used to generate a random direction. They really do have many uses, which is *part* of the reason they have been used for so long.

However, I don't think it really explains why we love dice so much. For all that I know dice are inanimate objects subject to the immutable laws of probability, I don't treat them in this way, I treat them more like little living creatures. What's more I think that most other hobbyists do the same. We talk to our dice, we punish them, we fear them. Why? Because we know that our fate often lies in their hands. It doesn't, of course, but I think it just *feels* better if we believe that it does. And this, perhaps, is why dice have remained so important to us over all these thousands of years – they are the perfect scapegoat, making the games we play more fun by taking the edge off the losses we suffer. When all is said and done, we can always blame it on the dice.

And with that I will leave you for another month. As ever, please feel free to write to me and let me know about the relationship you have with your dice or about the strange rituals you go through to get your dice to roll better.



Fittingly for a creature of Chaos, the Chaos Spawn is one of the most random models in the game.

Write to Jervis at:

**Jervis Johnson
c/o White Dwarf
Design Studio
Games Workshop
Willow Road
Nottingham
NG7 2WS
United Kingdom**

WARHAMMER
40,000

RETURN TO

ARMAGEDDON



Databanks Updated

Last month we uploaded new Armageddon-related articles to the Games Workshop website, such as an article explaining how Matt Hutson made our map, as well as a collection of scenarios for you use in your own Armageddon games.

You'll find these, along with lots more great Warhammer 40,000 content, on the Games Workshop website. Just go online to get access to it all.

games-workshop.com

The battle for Armageddon continues this month as our campaign reaches its conclusion. Adam Troke recounts a few of the victories and defeats and sheds light on the apocalyptic final battle.

Five weeks of bloodshed and mayhem have followed the start of our Armageddon campaign as we've fought battles based on that most famous of war-torn worlds.

For the players involved, this has been a fantastic opportunity to play some games that are all linked together with a strong sense of narrative – each victory for the Orks brings them closer to domination of the world, while the Imperium constantly strives to hold back the green menace. This element of storytelling has really helped to enhance the games as we've played them.

Matt Hutson, the mastermind behind much of the campaign insisted that only 'historical' forces be permitted in our

games, and as it turned out, this was a really great idea – it meant that each and every battle felt like it was a rich encounter plucked straight from the background. This lent our games a sense of historical legitimacy that, created a fantastic sense of shared story-telling and enjoyment.

My own Steel Legion force, led by none other than Commissar Yarrick has been enthusiastically (and some might say uncharacteristically) aggressive. Commissar Yarrick, isn't the type to stand back and leave the fighting to others and so I've taken on an aspect of roleplay as I control my force – and I'm not the only one. All of the other gamers in the campaign agree that having such a strong sense of story



Armageddon: The Story So Far

If you've been living on an abandoned moon-base or adrift upon a space hulk you might have missed the fact that last month we kicked off our own White Dwarf (and guests) Armageddon campaign using the Planetary Empires expansion – veteran Dwarfie Matt Hutson made us a great map and we gathered together a band of ten gamers to play on it.

The only hard-and-fast rules at the start of our little adventure were that we would only permit forces that were present in the background of the Third War for Armageddon to be used in the campaign – this might seem a little strict but it would mean that our campaign would be a 'historical' event, rather than a free-for-all.

In just over a month we fought battles by the dozen, pitting the full might of the Imperium against the relentless savagery of the Orks and Waaagh! Ghazghkull.

Battles spilled out from the massive hive cities of Armageddon to the burning ash wastes, from the Diabolus Mountains to the deadly Equatorial Jungles. We played games using every Warhammer 40,000 Expansion, fighting battles with Spearhead, Planetstrike, Cities of Death and Apocalypse.

This month we focus on the finale of our campaign and track which force will win this exciting refight – will Ghazghkull finally reign victorious or will the Imperium, rallying behind the Old Man of Armageddon, stand firm?

underpinning our games has led to a chain of extremely thematic and incredibly enjoyable battles. As a testament to how much fun the games have been, I'll explain a little about my rather unfortunate defeat at the hands of Phil Kelly.

We played a standard Warhammer 40,000 mission and rolled up Annihilation. However, because we knew my force included Commissar Yarrick (who was deployed on the outskirts of Hades Hive), we set up our board to represent the outskirts of a shattered industrial area – plenty of broken manufactorum buildings, a ruined road and lots of craters. By the time we were done, the battlefield told a story all of its own. The mission saw my entire force wiped out except for the Old Man of Armageddon and half a Company Command Squad, who ended the game making a fighting retreat in a battered Chimera. The funny thing was that, despite

the hammering I'd received, both Phil and I agreed, it had been the most entertaining game of Warhammer 40,000 either of us had played in a long time!

All that is a slightly long-winded way of explaining how playing in a series of games such as this, linked together by a strong story and a thematic campaign map, can really add excitement and character to your battles. If you haven't already tried it yourself, what on earth are you waiting for? Already there are machinations afoot to build a new map for another campaign – there's talk of building a Mighty Empires map to recreate an invasion of the Empire. And that's the beauty of it all really – the Warhammer and Warhammer 40,000 backgrounds are replete with great stories, tales of invasion and war, that there's no shortage of battles to recreate. All you need is an enthusiastic group of mates to fight the battles with you!



THE BATTLE RAGES ON

Vulkan He'stan

Throughout the campaign a number of special characters have made an impact on the battles, but few more than Vulkan He'stan, who has stoically led Andrew Kenrick's Salamanders to victory after victory! His ability to make all flamer weapons in his force twin-linked has proven to be the bane of Orks across Armageddon – amongst the Ork generals he's now become a wanted man, with players lining up to take a pop at him.



Forgotten Lore

On the right you can see a section taken from the original Armageddon force lists included in the (now rather aged) Codex: Armageddon.

This list served as our bible for the campaign. If it wasn't on the list, it wasn't allowed into the campaign. This might seem a little cruel (and there's no reason why you should inflict similar mandates on your own campaigns), but it did ensure that all our our games maintained a strong narrative.

It also gave players some ideas on how to name their own forces, Warlords and so on.

The opening stages of the campaign proved to be an uphill battle for the Ork players as the Imperial forces got off to a strong start. In fact, only Phil Kelly was able to win any games for the Ork team in the first round, something the Imperial players siezed on to grab back key areas from the Orks and move within striking distance of the captured hives.

The Orks were not denied for long, however, and quickly launched an aggressive counter-attack. In the ash wastes around Hades Hive the greenskins cut down Commissar Yarrick, only for him to reappear weeks later in the frantic battle to defend Hive Helsreach.

We quickly began to see that a few wins one way or the other could cause a real landslide of subsequent conquests. Tiles quickly changed hands if the right targets were chosen, while bastions of resistance, such as the hive cities, proved far harder to capture.

The Ork players quickly developed the strategy of using Snikrot to tackle hive cities, since he discounted the defensive bonus for having a Shield Generator while Ghazghkull oversaw conquests of adjacent tiles – thus creating a buffer-zone between the precious hive cities and the Imperial forces that wanted to recapture them. The ability for Orkimeses to attack directly against Helsreach ensured that unfortunate hive was contested over and again, keeping the Imperial players constantly on their toes.

By Turn 5 the game was hanging very much in the balance. While the Imperial players had probably had the balance of victories, conquests had been far more frequent for the Ork players (a combination of cunning tactics, lucky rolling on the power of Ghazghkull and Snikrot's special rules. As the last round drew to a close, it was clear that the final Apocalypse game would prove pivotal.

LEGIONES ASTARTES

Angels of Fire.....	7 Companies
Angels of Redemption.....	4 Companies
Angels of Vigilance.....	6 Companies
Black Dragons.....	9 Companies
Black Templars.....	3 Crusades
Blood Angels.....	1 Company
Celestial Lions.....	10 Companies
Exorcists.....	12 Companies
Flesh Tearers.....	5 Companies
Marines Malevolent.....	2 Companies
Mortifactors.....	10 Companies
Omega Marines.....	9 Companies
Raptors.....	5 Companies
Relictors.....	10 Companies
Salamanders.....	6 Companies
Silver Skulls.....	7 Companies
Sons of Guilleman.....	6 Companies
Space Wolves.....	5 Gt. Companies
Storm Lords.....	2 Brotherhoods
White Scars.....	3 Brotherhoods

IMPERIAL GUARD

Arm. Ash Waste Militia.....	5 Regiments
Arm. Command Guard.....	5 Companies
Arm. Hive Militia.....	120 Regiments
Arm. Ork Hunters.....	5 Regiments
Arm. Steel Legion.....	25 Regiments
Arphista Penal Legion.....	1 Legion
Cadian Shock Troops.....	15 Regiments
Catachan Jungle Fighters.....	3 Regiments
Death Korps of Krieg.....	5 Regiments
Elysian Drop Troops.....	14 Squadrons
Krourk Ogryn Auxilia.....	2 Regiments
Minervan Tank Legions.....	3 Legions
Mordian Iron Guard.....	6 Regiments
Noctan Strike Forces.....	6 Regiments
Ocanon Phalanx Troops.....	11 Regiments
Pyran Dragoons.....	10 Regiments
Savlar Chem-dogs.....	6 Regiments
Savlar Chem-riders.....	2 Regiments
Storm Troopers.....	18 Companies
Zouvan Skirmishers.....	4 Brigades

ARMAGEDDON SECUNDUS

FORCES OF GHAZGHKULL MAG URUK THRAKA

- Great Overlord Ghazghkull's War Horde. (400 warbands, 18 Gargants)
- Warlord Morfang's Gargant Big Mob. (6 warbands, 7 Gargants)
- Warlord Skarfang's Gargant Big Mob. (3 warbands, 6 Gargants)
- Warlord Burzuruk's Gargant Big Mob. (4 warbands, 9 Gargants)
- Warlord Kroksnik's Deth Traks. (4 warbands, 32 Battle Fortresses)
- Blackskull Tribe (30 warbands, 3 Gargants)
- Crooked Moon Tribe (21 warbands, 5 Gargants)
- Red Fin Tribe. (30 warbands, 4 Gargants)
- Red Wheelz Speed Frecks (18 'Speed Kult' warbands)
- Burning Death Speed Frecks. (25 'Speed Kult' warbands)
- Warlord Thugsnik's Big Gunz (6 'artillery' warbands)
- Warlord Morbad's Big Gunz (E12 'artillery' warbands)

THE FIRE WASTES

FORCES OF URGOK THE UNSTOPPABLE

- Great Slayer Grimskul's War Horde. (60 warbands, 8 Gargants)
- Warlord Blagrot's Gargant Big Mob. (4 warbands, 3 Gargants)
- Warlord Skrag's Gargant Big Mob (2 warbands, 3 Gargants)
- Vultures Tribe. (6 warbands 3 Gargants)
- Stompers Tribe (11 warbands, 1 Gargant)
- Slashers Speed Frecks (12 'Speed Kult' warbands)
- Warlord Rukglum's Big Gunz. (11 'artillery' warbands)

THE DEAD LANDS

FORCES OF THE OVER-FIEND OF OCTARIUS

- Great Fiend Gorsnik Magashi's War Horde (50 warbands, 160 Battle Fortresses)
- Warlord Bogsnik's Blitz Brigade (8 warbands, 26 Battle Fortresses)
- Warlord Skabsnik's Blitz Brigade. (2 warbands, 41 Battle Fortresses)
- Black Cloud Speed Frecks (20 'Speed Kult' warbands)
- White Lightning Speed Frecks (31 'Speed Kult' warbands)

Turn One

The initial map showed a significant green stain on the surface of Armageddon, but the Imperial forces were still firmly in control. In Turns 2 and 3 a massive greenskin offensive and some cunning ruses by the Warbosses left the Imperial players reeling.



Turn Five

By the fifth turn of the campaign the Orks had established a much stronger presence on the map, retaining Hive Hades throughout, despite concerted efforts to recapture it. At the end of Turn 5 it was clear that victory in Hades Hive would determine the winner.




A WORLD AT WAR

As the fighting intensified, battles erupted across Armageddon Secundus (the principle battleground in the Third Armageddon War). Here we track a few of those games, looking at how they went.

Waaagh! Killboss

With Hades Hive surrounded and under siege Commissar Yarrick led the Steel Legion XIII Regiment to relieve the city. His attempt at reconnaissance in strength was cut short by notorious Ork general Killboss. In a swirling battle that saw two highly mechanised forces face off against one another, the Orks had the advantage against the Imperial Guard. Only a desperate charge by Sergeant Kruger and his squad of Veteran Guardsmen prevented the wounded Commissar from being overwhelmed. As the Orks finished off the sacrificial Guardsmen, Yarrick and his staff of officers withdrew to gather more strength.



Strikeforce Tu'Shan

As the Orks strengthened their cordon around the captured hive cities, the Salamanders began to attack deep within their lines. Bastions destroyed by Terminators armed with chainfists or Tactical Squads carrying meltaguns. Against these angels of death, the Orks had no reply.




The Slaughter Plains

Full-scale warfare quickly spread out from the hives as the Ork Speed Freeks did battle against the massed tanks of the Imperial Guard. Battle Group Bane, reinforced by the Iron Saint, crashed headlong into Waaagh! Groblonok and their towering Stompa. While the two behemoths of the battlefield duelled, squadrons of Leman Russ tanks swept the Ork Boyz from the field, securing key objectives and the final victory.


We played a few games set on the Slaughter Plains, each of them dynamic tank engagements fought using the Spearhead Expansion. Spearhead originally appeared in White Dwarf last year, but can now be found in its entirety online at:

games-workshop.com



Blood in the Streets

As the Orks assaulted Helsreach, Tycho led the defence. Facing the brutal might of Ghazghkull Thraka himself, the Blood Angel was overwhelmed and though his warriors held the city against the initial onslaught, the Orks returned in the following weeks to rout the Blood Angels – Snikrot's Kommandos used the sewers to infiltrate the city, easily bypassing the protection of the Imperial defence shields to run riot.



BATTLE FOR HADES HIVE

The final stage of the campaign was an Apocalypse game which saw all the players involved. This titanic clash saw the fury of five Ork Waaaghs! pitted against three Space Marine Chapters and two regiments of Imperial Guard. Carnage was assured.

ANGEL FLIGHT

The two Stormravens spent three turns launching deadly strafing runs against the Orks, soaking up bewildering amounts of damage but steadfastly refusing to die. Alex Boyd finally decided to end their antics by hosing them down with the supa-gatler. In one thunderous volley, both heroic craft were blown apart.

TASK FORCE GRIMALDUS

Task Force Grimaldus, commanded by Black Templars player Matt Hutson formed the frontline of the Imperial forces. If anyone had expected the Black Templars to be quickly overrun, however, they were in for a surprise as Matt tenaciously protected the left flank of the Imperial line against the fury of the greenskins. Although Grimaldus was quickly lost amidst the swirl of combat, the natural ferocity and never-say-die attitude of the Black Templars saw them through the loss of their leader and onwards to cut down the Warlord of da Burning Death.



WAAAGH! GHAZGHKULL

Ghazghkull threw his full might against the centre of the Imperial forces, quickly butting up against the noble Blood Angels. At the head of a Dread Mob he smashed through a Tactical Squad, the Death Company, and a Dreadnought before the Shadowword *Iron Saint* halted his rampage (for a turn). In the end it took Commissar Yarrick (who passed the test required to return from the dead), Captain Tycho and a Terminator Squad to topple the rampaging Ork Warlord – Jim happily claimed that his kill-streak made him Ork of da match.




RIGHT FLANK ADVANCE!

Andrew Kenrick launched a devastating right hook with his Salamanders that cut the heart out of the greenskin advance. Joined by the Hellhammer *Glorious Victory*, the Sons of Vulkan tore deep into the Orkish lines.

The Ork players responded by diverting a massive Sqiggoth and the Rok 'n' Rolla Stompa by way of a counter-attack.

In the end the battle across the right flank and northern edge became a stalemate with such heavy casualties to both the Orks and Imperium that neither side could press any real advantage.



IMPERIAL VICTORY

As the battle came to a close, it became clear that the Imperium had secured the victory. Ghazghkull was down and the objectives laid firmly in Imperial control. With that battle won, the Imperial players now controlled Armageddon – victory to the Imperium of Man (but only just).

'EAVY METAL

ORCS & GOBLINS

The 'Eavy Metal team have been busy painting Orcs green of late, but this was not always the case. In fact, the very earliest Citadel Orcs were painted brown – it was only when Dave Andrews began painting his Orcs green that it became synonymous with the race. Decades later, many thousands of pots of Goblin Green, Snot Green and various others paints that end in 'green', have been used. We asked 'Eavy Metal's Darren Latham to talk us through some of the team's latest greenskins.

This Orc Warboss uses parts from the Orc Warboss and Black Orc kits. This is a frequent feature on many Orc models. Another common theme on greenskins, particularly when painting, is the use of check and dag patterns. On this model they've been used to great effect, helping break up lines along the sword blade, shoulder plate and gauntlet.



Orc Warboss

The Savage Orcs shown here are all painted with different shades of green to highlight the many possibilities available. The skin tone is particularly noticeable on Savage Orcs as they shun armour and clothing in general. To break up the large areas of flesh, the Orcs have had warpaint applied; this is a great way of adding contrast or complementary tones. For example, the Orc on the far right has a dark green pattern painted around his thigh, while the Orc on the immediate right has bright white spirals that contrast with the flesh.



Savage Orc with additional hand weapon



Savage Orc with hand weapon and shield



Savage Orc Boar Boy



Orc standard bearers



Black Orc standard bearer

These Orc standard bearers proudly display the icons of their tribe. On the far left, the Orc is showing the banner of the Black Sunz mob. In the centre, the banner bearer waves the standard of the Broken Tooth tribe. And on the immediate left the Black Orc wields the flag of the notorious Krimson Killerz. Teeth, tusks, horns, suns and moons are common elements in Orc iconography and 'Eavy Metal incorporated them all into their freehand designs.



Orc Battle Standard Bearer on war boar

This Orc Battle Standard Bearer proudly waves his banner displaying the evil sun, a device prevalent in Orc symbology. The icon is incredibly detailed and was painted on in freehand, a feat all the more impressive when you look at how the banner furls and bends. It's far from a flat surface making freehand banner designs quite a challenge to apply.



Night Goblin with spear and shield



Night Goblin with short bow



Night Goblin Boss

Whilst all Night Goblins have a penchant for wearing robes, the hoods will often vary in colour and design. For instance, the Night Goblin Boss on the left is part of the Burning Moon tribe, who use a cream trim around their hoods. For the boss, this has been reversed so he is wearing a cream hood with black trim. All of 'Eavy Metal's Night Goblins have some form of trim design around the hood, as this helps to frame the face of the model.



Orc Boyz with additional hand weapons



Orc Boy with spear and shield



Here are some Orc Boyz highlighting the variety of different poses and weapons they can be armed with. Note also the differing skin tones. The Orc on the far left has dark green skin with deep shadows to contrast with the almost-white highlights around the mouth. The other two Orcs have a more muted, yellowy-green look that works well with the red tones found on the armour and weapons.

These two Orc Boar Boyz are clearly from different tribes. The Orc on the immediate right is decked in red armour obviously in sway of the commonly held greenskin belief that 'red onez go fasta'. On the far right, the Orc has been painted with a brown colour scheme that complements its green flesh well. The boar has been painted as though it were an older specimen – you can see this with the white hair around the face, the grey in its eye socket and the creature's black snout.



Orc Boar Boy with spear and shield



Orc Boar Boy with hand weapon and shield




WARHAMMER® ORCS & GOBLINS

Swarming down from the mountains in an unstoppable green tide, a horde of Orcs & Goblins is a terrifying sight to behold. Disparate tribes united only by their love of bloodshed and wanton destruction, a greenskin army on the march leaves nothing but devastation in its wake. Barbaric and warlike, Savage Orcs gibber and howl in frenzied mobs alongside regiments of Orc Boyz and maniacal Goblins. Heavily armoured and brutish Black Orcs tower over their smaller cousins, whilst snorting boar-mounted cavalry and lumbering Trolls of all descriptions wade through the squabbling masses. Goblins riding giant spiders and lupine steeds nimbly avoid the ponderous tread of enormous giants as they scout ahead of the green horde.


With an enormous and ever-increasing range of multi-part plastic kits, Orc & Goblin players have plenty of options to choose from. We've displayed a selection here, but don't forget to check out the website for the full range.

games-workshop.com



ARACHNAROK SPIDER
99120209023

£36, €45.50, 350dkr, 440skr/nkr, 175zt
Arachnarok Spiders are veritable forces of nature, idolised by the Forest Goblin Spider-kults. Whether as a mount for a Goblin Shaman, or a deadly beast of war, they are utterly terrifying in battle.



GIANT
99120299011

£22.50, €35, 250dkr, 310skr/nkr, 125zt
Many times the size of even the largest of Trolls, Giants unleash devastation the likes of which even the most ferocious Orc couldn't hope to achieve, although that doesn't stop them trying!



RIVER TROLLS
99120209022

£27.50, €35, 270dkr, 340skr/nkr, 135zt
Ugly and brutish creatures, covered in a fetid layer of rotting slime, River Trolls are deadly if dimwitted adversaries.



GOBLINS
99120209002

£18.50, €30, 225dkr, 270skr/nkr, 90zt
Hordes of diminutive Goblins are often found in greenskin armies, swarming the enemy with sheer weight of numbers.



BLACK ORCS
99120209015

£20.50, €26, 200dkr, 250skr/nkr, 100zt
The largest and most warlike of the Orcs, these powerful warriors are well armoured and deadly in battle.



ORC BOYZ
99120209026

£18, €22.75, 175dkr, 220skr/nkr, 87.50zt
Orc Boyz form the backbone of the greenskin armies, burly warriors intent on destruction and mayhem.



FOREST GOBLIN SPIDER RIDERS
99120209009

£18.50, €30, 225dkr, 270skr/nkr, 90zt
Mushroom-added Forest Goblins often take to battle atop Giant Spiders, whose mandibles drip with deadly venom.



GOBLIN WOLF RIDERS
99120209004

£18.50, €30, 225dkr, 270skr/nkr, 90zt
The outriders of the greenskin armies, Wolf Riders are fast and highly manoeuvrable cavalry regiments.



NIGHT GOBLINS
99120209010

£18.50, €30, 225dkr, 270skr/nkr, 90zt
A bickering horde of cave-dwelling Goblins, these malicious creatures thrive on treachery and backstabbing.



ORC BOAR BOYZ
99120209021

£15.50, €19.50, 150dkr, 190skr/nkr, 75zt
A mass of barbaric Orcs riding viciously bad-tempered boars makes for an incredibly dangerous cavalry unit.



WARHAMMER

ARMY WORKSHOP

ORCS & GOBLINS



The Games Workshop website is full of useful painting and assembly guides. You can find all sorts of detailed stage-by-stage guides to painting the whole gamut of greenskins, from Goblins to Boar Boyz, offering you plenty of options when it comes to getting your Waaagh! off the ground.



games-workshop.com

This month our resident hobby heroes, Duncan Rhodes and Nick Bayton, show us how to paint a force of Savage Orcs ready for tribal conquest of the Old World.

Fresh from last month's painting adventures with the Blood Angels our dynamic duo is back with paintbrushes poised. This time though it was green paint they needed in bulk as Duncan and Nick turned their attention to the Orcs & Goblins.

The army took full advantage of the new plastic kits to give it a distinctly primitive feel with a preponderance of Savage Orcs and befeathered Forest Goblins. Duncan carefully planned out the force so it not only worked within the army list restrictions but also maximised the potential of the kits. It's a very lean army with no leftovers or wasted components. For example, the Spider Riders are made of one box set, as are the Savage Orc Boar Boyz. The Savage Orc horde, on the other hand, contains four kits, including the command group and the Big Stabba.

When you're starting an army from scratch, it's always good to begin with a core force such as this. You have a strong foundation in the form of the infantry, a fast flanking force with the Spider Riders, an elite unit to accompany your general as well as something big from the Rare allocation that gives your burgeoning army a dazzling centrepiece. It's a legal force so you can start playing with it straight away, even as you're planning what to add next – and with the core complete, there's plenty of scope for expanding the army.

To start with, the guys assembled the whole force and placed units on movement trays. This gave each model a permanent position within the mob, which is important for the painting method Duncan used as it denoted how much attention a figure would receive. This was especially important in the case of the Savage Orcs.



ORC ARMY PAINTING

Duncan viewed this project as painting an army first and foremost and so tailored his style to cope with lots of models. When painting large units, you can maximise your efforts by giving more attention to models more

prominently placed in the unit, such as those in the front rank. Using the Savage Orcs as an example, you can see how much time and attention Duncan has given each model dependant on their position within the mob.



Rear Rank

The Orc has been basecoated and a wash applied. Only the head, weapons and hands have had further attention, as these are the areas on view when the unit is fully ranked up.



Third Rank

Like the Orc behind him in the fourth rank, this model has been basecoated and washed but the highlights have only been applied to areas of the model you can clearly see when viewed as part of the horde.



Second Rank

The models in the second rank were given more attention, as a greater portion of the model is visible. As well as the head, arms and weapons of the Orc, Duncan has highlighted the torso, the bone talisman and his back.



First Rank

The Orcs on the first rank are fully highlighted from top to bottom. Duncan gave these models the most time and attention as they would not only be seen the most but were also the models least likely to be removed as casualties.

MOVEMENT TRAYS


When mustering large units, movement trays are incredibly useful during a game, when moving 40 or more models individually would be time consuming, to say the least. They're also handy for transporting the unit short distances (such as from one end of a building to another; if you're going on a train it's probably better to use a figure case!). Movement trays are also great for storing your models, keeping them all together on a shelf or in a display cabinet.

For Duncan's Savage Orcs the movement tray was an integral part of the unit, giving him an area he could use to fill in as he assembled the models, in a similar way to doing a jigsaw. It let him plan which Orcs were going where and which models would go on single bases or multibases and where elements such as the Big Stabba and command group would fit.

Duncan used the Modular Movement Tray set, creating a floor piece 25cm wide and 10cm deep. The floor sheets come in pieces 20cms wide, so he used a second sheet (you get two in each set) to add on the additional 5cm x10cm piece, using the raised edge pieces to stick them together. Some hobbyists prefer to only cover three sides of a tray with the edging, but Duncan covered all four sides to give the two floor parts extra rigidity and to ensure the Orcs won't slide off when going up a hill!

Once complete, the tray was painted Bestial Brown, so when models are removed, the grey of the plastic doesn't show. The edges were coated with a thin layer of PVA Glue and then covered in sand. Once this was dry it was painted using the exact same method as all the other bases in the army.





The horde in all its glory. In the front rank you can see the Big Stabba, this was painted exactly the same as the other weapons in the unit, only on a larger scale.

SAVAGE ORC HORDE

The raging heart of the army is this horde of 40 Savage Orcs. Duncan used a vibrant green for the flesh and then broke this up with blue warpaint and red topknots.

Because he was painting a fair few Orcs, Duncan kept to a very simple method which broadly consisted of a Foundation basecoat (1), followed by a wash (2), the reapplication of the basecoat on the raised areas (3) and

then building up highlights to a different degree depending on where the model was placed in the unit (4).

To make the mob less regimented and more like a rabble, Duncan used different-sized bases. This allowed him to position models so they're interacting with each other or, as with the front rank, so that some are further forward than others.



From a Chaos Black undercoat, spray the entire unit with Knarloc Green using the Citadel Spray Gun. Then paint the leather, wood and twine with Calthan Brown. Paint the teeth, nails and bone area with Dheneb Stone. The vicious flint blades were painted Adepts Battlegrey and the scales on the tattered hides were given a coat of Orkhide Shade.



The whole unit was then given a heavy wash of Devlan Mud. Each model was given a liberal coat, especially in and around the depressions of the musculature.



Now reapply Knarloc Green to the raised areas of skin. Apply an edge highlight of Mithril Silver to the metal areas. Then layer on Bleached Bone to the teeth, nails and bone jewellery. Carefully add spots of Blood Red into the eye sockets and layer the same colour onto the tongue. Finally, highlight the stone with Codex Grey and the topknot with a 1:1 mix of Mechrite Red and Blood Red.



Layer the skin with watered-down Goblin Green. You can then highlight the bone areas, including teeth and nails, with Skull White. The tongue was highlighted with a 1:1 mix of Blood Red and Bleached Bone. The topknot was highlighted with Blood Red and the eyes were given a fine highlight of Vomit Brown.



SAVAGE ORC BOAR BOYZ

Nick painted the Boar Boyz but the aim was to make the army a unified whole, so he used the exact same method for his Orcs as Duncan had on the horde mob. The boars themselves were painted in muted browns, which made the Savage Orc riders really stand out. To paint the boar fur, spray with Scorched Brown using the Citadel Spray Gun (do not mount the riders at this stage) and then drybrush with Calthan Brown followed by lighter application of Khemri Brown. With the fur done you can move onto the flesh, basecoat with Khemri Brown then wash with Ogryn Flesh. Then apply a fresh layer of Khemri Brown and highlight with Kommando Khaki. For a more comprehensive guide on painting boars go to the Orcs & Goblins section of the website.



WARPAINT

The distinctive blue warpaint is a common element to all the Savage Orcs in the army, and is even applied to the boars to help tie the whole force together.



Once you have a design in mind apply a coat of Mordian Blue to the painted flesh of the Savage Orc (or face of the boar).



Layer on Enchanted Blue to the area, avoiding the recesses.




Wash Asurmen Blue directly into the depressions.



For the Savage Orcs, apply a fine highlight of Ice Blue. The boars have a more muted highlight that uses a 1:1 mix of Enchanted Blue and Kommando Khaki.

SHAMAN

Leading this force is a fearsome Savage Orc Shaman mounted on his boar. The intention is that he will ride with the Boar Boyz into battle. Nick broadly used the same palette as for the rest of the army but highlighted it to a greater degree by adding lighter tones and deeper shades. He deliberately painted the boar in much darker colours to differentiate it from the others. Rather than colour the warpaint blue, Nick chose red, helping the character to stand out from the other Savage Orcs.



FOREST GOBLIN SPIDER RIDERS

This army contains more than just Savage Orcs; there is a healthy Goblin quotient in there as well. Although the Orcs would never admit it, the Forest Goblins provide a vital function, allowing the greenskin player to potentially outflank the foe. Duncan has chosen a slightly lighter skin tone to distinguish the Goblins from the Orcs. To paint them, keep with a Knarloc Green basecoat but once that has dried use a Gryphonne Sepia wash. Then reapply the Knarloc Green to the raised areas before highlighting with Gretchin Green.



1



From a Chaos Black undercoat, drybrush the model Codex Grey. Then paint the flesh that is visible under the spider's carapace and the mandibles with Dheneb Stone. The eyes were painted with Mechrute Red.

2



Now wash the cracks in the abdomen with Ogryn Flesh. The mandibles and eyes should be given a light wash of Devlan Mud.

3



Highlight the exposed flesh under the carapace with Rotting Flesh. The eye clusters were highlighted with Blood Red and Bleached Bone was used on the mandibles.

4



Finally, highlight the exposed flesh and mandibles with Skull White. The eye clusters should be highlighted with Vomit Brown.

ABDOMEN DESIGNS

The designs on the back of the spiders are many and varied, the common element being that they no matter what the design is they all use the same palette as detailed above. This helps you paint the unit in an effective way as well as giving the mob a unifying look.



THE FEATHERS

Feathers are a common element on both of the spider units and have been painted blue, helping to bind the unit as a whole as well as matching the facepaint of the Orcs. To paint use a basecoat of Mordian blue for the feather and Dheneb Stone for the quill. Then coat the whole feather with Devlan Mud. Highlight the quill with Skull White and the main part of the feather with Enchanted Blue to finish the effect.





ARACHNAROK SPIDER

The imposing centrepiece of this force is the monstrous Arachnarok Spider. Not only will this hulking creature have the enemy fleeing in terror, but it's a kit deserving of extra

attention. Duncan painted it black with big glassy eyes, just like a real spider, as he holds a healthy fear of house spiders and wanted to freak himself out!

The ramshackle howdah was painted Scorched Brown and then drybrushed with Graveyard Earth. The webbing was basecoated with Dheneb Stone. The whole structure was then washed with Devlan Mud.

The Spider's pale flesh, seen in the leg joints and under the carapace, was painted Dheneb Stone and then a wash of Ogryn Flesh was applied. The areas were then carefully highlighted from Rotting Flesh up to Skull White over several thin layers.

The small spiders, found on the Arachnarok frame were also placed on the base scuttling about under their monstrous mother. They were also simply painted black and drybrushed Codex Grey.

Bits of slate from the Warhammer basing kit were used to decorate the large base.

The mandibles and horny protrusions were painted with Dheneb Stone and then washed with Devlan Mud. Dheneb Stone was then reapplied and this was highlighted up to pure Skull White.

To get those glassy, pitiless clusters of eye start by basecoating them Red Gore and then layer on Blood Red. Apply thin layers of Baal Red wash over 4-5 coats, waiting for each to dry before applying the next one. Finally, a dot of Skull White was placed at the top of each eye.



The Goblins and their feathers were painted in exactly the same way as described on the opposite page.

The carapace was painted black and then drybrushed Codex Grey.



IMPERIAL ARMOUR™

Badab War Campaign Weekend



25th - 26th June 2011, Warhammer World, Nottingham

What will you need to attend?

- A 2500 point army of Space Marines, Blood Angels, Black Templars, Space Wolves or Dark Angels from which smaller armies can be formed as detailed in the event pack.
- Players are welcome to use Imperial Armour units and characters as well as the Tyrant's Legion army list as detailed in the event pack and allowed by their chosen army.
- You must be at least 16 years of age to participate in this event.
- For more information on the campaign background, please refer to Imperial Armour volumes 9 and 10 which cover the Badab War in full.
- Event pack now available to download at:
www.games-workshop.com

What does the ticket cover?

- Five narrative driven games over two days using different army lists.
- Lunch on Saturday and Sunday and an evening meal on Saturday night.
- Access to all of Warhammer World's facilities including exclusive merchandise, Bugman's Bar and the Citadel Miniatures Hall.
- Boarding Assault games on Saturday Evening on our custom made boards.
- Prices are £56.00 per player.

Tickets on sale 23rd March 2011, available from www.games-workshop.com

GAMES WORKSHOP

DIRECTORY

A directory of everything you need to get involved in the Games Workshop hobby community, from events and activities in your local gaming club to what's going on at Warhammer World and in your GW Hobby Centre.

Events and Community 106-108

● Events Calendar

Find out what's happening when and where in the Games Workshop hobby community with this comprehensive list of unmissable dates; tournaments, campaigns and more.

● Club Information

Find regular opponents, play campaigns, and get involved in a host of other hobby activities with like-minded gamers at your local club.

Store Information 109-117

● Games Workshop Hobby Centres

Get everything you need to build your forces, and then take them into battle! GW Hobby Centres are the place to learn and practice the intricacies of the hobby.

● Store Listings

All the Games Workshop stockists in your territory listed, so wherever you are, you can always find a Games Workshop and Citadel Miniatures retailer.

● Club Listings

The Games Workshop club community is a great forum to make new friends and play lots of games! Find out where your nearest organised gaming groups are.

Available to Order 118-119

● Games Workshop Direct

The full range of Games Workshop products are available from GW Direct, our premier on-line and telephone ordering service.

● Available to Order

The rampaging power of the Waaagh! cannot be contained, not even by the mighty walls of our Hobby Centres – there are more Orcs & Goblins available to order. From Bitz Packs to special characters, there's plenty to choose from.



EVENTS DIARY

Conquer the world at tournaments and learn new skills at hobby days! Events are your opportunity to immerse yourself fully in the hobby with, potentially, people from all over the world. Events are the places to spend your weekends.

March 2011



From January 17th

The Art of Black Library

17th January–6th March 2011

Explore 12 years of original artwork, cover art and never before seen concept art from the vaults of Black Library. Join us as we chart the evolution and development of our artwork, and take a look at how our artists interpret and add atmosphere to the Warhammer and Warhammer 40,000 universes.

www.games-workshop.com

March 5th

BLACK LIBRARY LIVE! 2011

Date: 5th March, 2011

Venue: Warhammer World, Nottingham, England

Details: Celebrating and showcasing Black Library's books, audio productions and authors, Black Library Live! returns for its third year.

- Book signings and seminars from top authors
- Readings and panels with authors, editors and artists
- An exclusive behind the scenes look at forthcoming products
- A selection of pre-release novels available to buy
- A chance to meet your favourite authors
- A host of themed games and hobby activity

Tickets: Tickets are only £12 which includes a free pre-release paperback novel to collect on the day – choose from *Time of Legends: Caledor*, or *Victories of the Space Marines*.

Website: www.blacklibrary.com

March 19th

MIGHTY EMPIRES CAMPAIGN WEEKEND

Date: 19th–20th March, 2011

Venue: Warhammer World, Nottingham, England

Age Limit: 16+

Details: Spend two days at Warhammer World where you and a team of fellow gamers will carve out your very own empire in the lands of the Old World. You will need a Warhammer army of 3000 points, from which you will create smaller army lists for games of varying sizes following the guidelines in the event pack.

Tickets: Tickets are available from www.games-workshop.com and cost £55 per player. Each ticket includes lunch on both days, an evening meal on Saturday, and access to all of Warhammer World's facilities.

Contact: Customer Services – 0115 91 40000

Website: www.games-workshop.com

From March 14th



Orcs & Goblins

14th March–1st May 2011

Extremely aggressive and savage creatures, Orc & Goblin tribes rarely suffer a peaceful moment in their unending lust for battle, pillaging and despoliation. Get in touch with your inner greenskin while admiring this army in an exhibition of original artwork, archive items and miniatures.

www.games-workshop.com

April 2011

April 2nd



REALM OF BATTLE GAMEBOARD WORKSHOP

Date: Saturday 2nd April, 2011

Venue: Warhammer World, Nottingham, England

Details: Construct and paint your very own Citadel Realm of Battle Gameboard in a day! Over the course of the day you will get to paint and take away your very own battlefield, with the guidance of the Warhammer World scenery team.

Tickets: Tickets are available from www.games-workshop.com and cost £200. Each ticket includes a Citadel Realm of Battle Gameboard, with your choice of design and finish, all the paints and materials you will need to paint your gameboard, lunch in Bugman's Bar and access to all of Warhammer World's facilities.

Contact: Customer Services – 0115 91 40000

Website: www.games-workshop.com

April 30th



FORTIFIED MANOR WORKSHOP

Date: 30th April-1st May, 2011

Venue: Warhammer World, Nottingham, England

Age Limit: 16+

Details: Come and spend two days with our Warhammer World scenery team expert, building and painting a fantastic centrepiece to take home for your gaming table. Built around the Citadel Fortified Manor set, you can choose from four options: Wizard's Tower, Undead Mausoleum, Empire Grand Manor or Orc Stronghold.

Tickets: Tickets cost £150 and cover all the materials needed to make and paint the scenery piece (over £100 worth of resources), expert tuition throughout the weekend, lunch in the legendary Bugman's Bar and access to all of Warhammer World's facilities. Tickets are available from www.games-workshop.com.

Contact: Customer Services – 0115 91 40000

Website: www.games-workshop.com

April 18th & 25th



EASTER HOBBY CAMPS

Dates: 18th–22nd April, 2011 and 25th–29th April 2011

Venue: Warhammer World, Nottingham, England

Age Limit: 12-16

Details: Spend your Easter holiday immersed in five days of fun and furious hobby activity! Build and paint a brand new army with the help of our team of experts in the legendary Warhammer World venue and learn how to secure victory on the field of battle.

Tickets: Tickets are available from www.games-workshop.com and cost £200 each for either week. Each ticket includes a Battalion or Battleforce of your choice, a large Army Carry Case, lunch every day, and access to all of Warhammer World's facilities.

Contact: Customer Services – 0115 91 40000

Website: www.games-workshop.com



May 2011

May 21st



WARHAMMER DOUBLES WEEKEND

Date: Saturday 21st-22nd May, 2011

Venue: Warhammer World, Nottingham, England

Age Limit: 12+

Details: If you fancy teaming up with a friend to take part in a fun and slightly chaotic weekend of gaming, then our Warhammer Doubles Weekend is for you. Players team up to field a combined force of allied armies in order to fight it out to see who can be crowned the Best Team. You and your partner will each need a 1000 point Warhammer army that together combines into a 2000 point army following the Allied Armies section of the Warhammer rulebook.

Tickets: Tickets cost £87 per two player team and include lunch on both days, an evening meal on Saturday.

Contact: Customer Services – 0115 91 40000

Website: www.games-workshop.com

May 28th

FANTASIA FANATIC XVII

Date: 28th-29th May, 2011

Venue: Dragonskolans Gymnastiksal, Umeå, Sweden

Age Limit: 12+

Details: Fantasia Fanatic is one of Sweden's largest Warhammer and Warhammer 40,000 tournaments, with over 120 hobbyists attending each year. This fantastic event guarantees great memorable matches. To enter you will need to bring either a 2500 Warhammer army or a 2000 point Warhammer 40,000 army. For further information and rules, please visit the website below.

Tickets: Tickets cost 300skr per player and can be purchased either by contacting Fantasia Fanatic direct by email, or from www.speltid.se.

Contact: +46 (0)90-7703760

Email: fantasiafanatic@gmail.com

Website: www.fantasiaweb.se

Find all of these as well as our many in-store events at:
www.games-workshop.com

THRONE OF SKULLS

2011 WEEKEND EVENTS



Spend two days fighting great battles, seeing wonderful-looking armies, making new friends, and swapping war stories.

WARHAMMER®

Spring

9th–10th April

Summer

9th–10th July

Autumn

8th–9th October

WAR OF THE RING™

Autumn

12th–13th November



**WARHAMMER
40,000**

Spring

16th–17th April

Summer

16th–17th July

Autumn

15th–16th October

Tickets cost £56 per player, available from www.games-workshop.com
Contact whworldevents@games-workshop.co.uk for more information

STORE FINDER



Hobby Centres are Games Workshop's own retail outlets. Each store provides gaming and painting facilities and is staffed by expert hobbyists!

Full range of products

All our Hobby Centres stock a full range of Warhammer 40,000, Warhammer and The Lord of The Rings games and models as well as all the hobby materials you need to collect, build and paint your armies.

In-store order point

All our Hobby Centres also have a webstore order point through which you can choose from our entire range of Citadel miniatures, including the Specialist Games and Collectors ranges and the ever-expanding range of Bitz Packs which allow you to further customise and add character to your armies.

What's more, if you have your order sent to your local Hobby Centre, we'll send it POST FREE!

Free painting & modelling advice

No matter what your level of painting or modelling skill, if you spend 30 minutes with one of our members of staff you will see those skills improved and might find out something you never knew!

Free gaming & tactics advice

All our staff are experienced gamers (after all it's what they do for a living!). They can give you sound tactical advice, help you build battle-winning armies and clear up most of your rules queries.

Free Beginners programme

Our special Beginners programme teaches you how to play and helps you take your first steps into the Games Workshop hobby. All you need to do is come along!

OPENING TIMES

Games Workshop stores can be found up and down the land, in cities and towns, on high streets and in shopping centres. Consequently, the opening hours of individual stores may vary greatly.

We therefore recommend you contact the relevant store for individual opening times before visiting.

You can find your local store's details online with our Store Finder:

www.games-workshop.com



GAMES WORKSHOP PREMIUM STORES

Games Workshop Premium Stores are a select group of independent retailers located across the UK and Europe that offer a 'complete hobby experience', more akin to a GW Hobby Centre than a traditional independent retailer.

- Premium Stores are independent retailers who offer a wide range of Games Workshop products and are able to look after all new and established hobbyists.
- Should you find a specific miniature or boxed set is not available in the store, these stockists also offer a Mail Order service giving you access to the entire Games Workshop range.
- Their knowledgeable staff are on hand to offer help and advice on your army, from planning your next purchase to plotting killer tactics for your games. Please feel free to ask any hobby questions.
- In these stores you can expect painting lessons and other hobby activities such as conversion clinics – call your local Premium Store for details.
- Premium Stores also have a number of dedicated gaming tables in their stores which are used to run introductory games, hold in-store tournaments, bespoke mega battles or general open-play gaming where anyone can bring their armies along for a game.



Check out the list below to find your local stockist!



The following stores have been designated Premium Stockists, and we plan to open more in the future, so keep a look out in White Dwarf for stockists near you.

BELGIUM

HASSELT, Oberonn:
Kempische Steenweg 27, 3500
Tel: 011 35 13 58
MECHELEN, De Spelfanaat:
Veenmarkt 32, 2800
Tel: 015 34 59 07

DENMARK

AALBORG, Dragons Lair:
Algade 63, 9000
Tel: +45 98 12 16 18
ÅRHUS C, Dragons Lair:
Skj. Knuds Torv 3, 8000
Tel: +45 86 18 44 03
KØBENHAVN K, Faraos Cigarer:
Skindergade 27, 1159
Tel: +45 33 67 20 09
LYNGBY, Faraos Cigarer:
Jernbanestationen 63, Kongens 2800
Tel: +45 32 10 23 23
ODENSE C, Dragons Lair:
Gråbrødrepassagen 9, 5000
Tel: +45 63 11 12 19
ROSKILDE, Fanatic Roskilde:
Grønnegade 2, 4000
Tel: +45 46 36 35 48

FINLAND

ESPOO, Espoonlahden Puolenkuun Pelit:
Lokirinne 1 LII 3, 02320
Tel: 09 4980300

ESPOO, Tapiolan Puolenkuun Pelit:
Kauppamiehentie 1, 02100
Tel: 09 - 412 9941
HELSINKI, Fantasiapelit Helsinki:
Vilhonkatu 4 B, 00100
Tel: (09) 650 003
HELSINKI, Helsingin Puolenkuun Pelit:
Voorikatu 14 A, 00100
Tel: 09 5900300
JOENSUU, Fantasiapelit Joensuu:
Suurkatu 8, 00100
Tel: (013) 284 314
JYVÄSKYLÄ, Fantasiapelit Jyväskylä:
Kauppakatu 2, 40100
Tel: (014) 216 629
KOUVOLA, Kouvola Puolenkuun Pelit:
Kouvokatu 14 (ent Valtakatu), 0400
Tel: (03) 222 52 09
LAHTI, Lahden Puolenkuun Pelit:
Rautatiekatu 16, 15110
Tel: 03-7515151
LAPPEENRANTA, Fantasiapelit Lappeenranta:
Brahnekatu 3, 53000
Tel: (05) 541 1375
OULU, Fantasiapelit Oulu:
Rautatiekatu 10, 90100
Tel: (08) 374 906
PORVOO, Porvoon Puolenkuun Pelit:
Mannerheiminkatu 10, 06100
Tel: 019-53 48377
TAMPERE, Fantasiapelit Tampere:
Kuminkankatu 5, 33210
Tel: (03) 222 52 09
TURKU, Fantasiapelit Turku:
Hummelinkatu 8, 20100
Tel: (02) 232 84 13

GIBRALTAR

GIBRALTAR, K&M Hobby Centre:
Unit F218, First floor lcc, 999
Tel: +350 200 700 37

ICELAND

REYKJAVIK, Nexus:
Hverfisgata 103, PO BOX 5085, 125
Tel: +354 5529911

IRELAND

CORK, Other Realms:
Paul Street Shopping Centre
Tel: 00353 21 4222 224

DUBLIN, Gamers World:
1 Jervis Street
Tel: 00353 879 299 392

THE NETHERLANDS

ARNHEM, Spelkwartier:
Steenstraat 4, 6828 CJ
Tel: 026 370 2028
DEN BOSCH, De Dobbelssteen:
Hinthammerstraat 90, 5211 MS
Tel: 073 614 5530
ENSCHDE, Pipelines:
Pijpenstraat 34, 7511 GM
Tel: 053 430 5727
HAARLEM, Spellenhuis:
Kruis Weg 66, 2011 LE
Tel: 023 531 3188
LEEUWARDEN, Spellekijn:
Voortrekk 84, 8911 JT
Tel: 058 213 1112
LEIDEN, Vliegershops:
Turftmarkt 2, 2321 CD
Tel: 071 513 2783
MAASTRICHT, Vlieg-er-uit:
Brusselsestraat 70, 6211 MP
Tel: 033 325 1653
MIDDELBURG, De Burcht:
Plein 1940 nr5, 4331 LG
Tel: 011 865 0048
NIJMEGEN, Moenen en Mariken:
Van Welderenstraat 70, 6511 MP
Tel: 024 323 6119
TILBURG, De Dobbelssteen:
Langestraat 176, 5038 SH
Tel: 013 544 3700
UTRECHT, Subcultures:
Oude Gracht 194, 3511 NR
Tel: 030 231 1122
ZWOLLE, Games-n-Us:
Diezerpoortentpas, 8011 XV
Tel: 038 421 6385

POLAND

BIELSKO-BIALA, Gnom:
Lucylla Szynala, ul. Szkolna 15, 43-300 Bielsko-Biala
Tel: 0048 33 821 34 32

KATOWICE, Bard Centrum Gier:
Koscielki 8, 40-049 Katowice
Tel: 0048 32 257 18 17
KRAKÓW, Bard Centrum Gier:
Batorego 20, 31-135 Kraków
Tel: 0048 12 632 07 35
POZNAN, Bard Centrum Gier:
Sw. Marcin 41, Poznan
Tel: 0048 61 853 82 77
WARSAWA, Faber & Faber:

- ul. Polanska 11 02-515 Warszawa
- Sw. Marcin 41, Poznan

WROCLAW, Bard Centrum Gier:

- Szewska 31, 50-139 Wrocław
- Tel: 0048 71 341 74 72

SWEDEN

KARLSTAD, Spel & Fantasi:
Kungälvägen 6, 652 24 Karlstad
Tel: 054-15 10 70
STOCKHOLM, Science Fiction Bokhandeln:
Västerlånggatan 48, 111 27 Stockholm
Tel: 08-21 50 52
UMEÅ, Fantasia:
Storgatan 44, 903 26 Umeå
Tel: 090-77 03 60
UPPSALA, Prisfyndet:
Kungälvägen 39, 753 21 Uppsala
Tel: 018-10 66 07

UNITED KINGDOM

ALDERSHOT, The Game Shop:
6 Wellington Street, Hampshire, GU11 1DZ
Tel: 01252 311443
BROADSTAIRS, Time and Space:
82 High Street, Kent, CT10 1LP
Tel: 01843 866006
HARLOW, Marquee Models:
Unit 79b, The Harvey Centre, Essex, CM20 1XS
Tel: 01279 423334
LEICESTER, Tabletop Tyrant:
66B Bedford Street South, Leicester, LE1 3JR
Tel: 0116 2533954
SHEFFIELD, Wargames Emporium:
Workshop 8, Orchard Square, Sheffield, S1 2FB
Tel: 0114 2754826
WELLINGTON, Questing Knights Games:
The Parade, Telford, TT1 1PS
Tel: 01952 417747
YEOVIL, Witch Engine:
7 South Western Terrace, Somerset, BA20 1NB
Tel: 01935 427077

GAMES WORKSHOP INDEPENDENT STOCKISTS

Games Workshop Independent Stockists are official sellers of Games Workshop games and hobby products.

IN YOUR LOCAL AREA

With over 2,000 locations worldwide there is never a stockist very far away, making them perfect for that quick resupply or hobby need.

MOST POPULAR STOCK LINES

Independent Stockists stock our most popular products, so you're more likely to find exactly what you're looking for!

Games Workshop products are sold by a large number of shops in many different countries across the world.

IN THIS DIRECTORY

Full listings of all the stores that sell Games Workshop products across the UK, parts of Europe, South America, South Africa, the Middle East and Far East.

AROUND THE WORLD

If you're unsure where your nearest stockist is located, anywhere in the world, call Customer Services on: **+44 (0) 115 91 40000**

If you are an independent retailer and you think you could be our next Premium Store, then why not give us a call?

FOR MORE INFORMATION, CALL: 08700 134411

STORE LISTING

March 2011

STOREFINDER KEY

GAMES WORKSHOP HOBBY CENTRE

(*) These Hobby Centres are closed on Mondays and Tuesdays.

PREMIUM STORE

Stocks most of the product range.*

NEW STORE OPENING

Indicates new stockists

* To be sure they have what you want in stock, we recommend calling the store first.

AVON

GW BRISTOL:
87 The Horsefair, BS1 3JR
Tel: 0117 925 1533
GW BRISTOL (CRIBBS CAUSEWAY):
Unit 129, The Mall, BS34 5UP
Tel: 0117 959 2520

BRISTOL, Area 51:
Tel: 0117 9244655
BRISTOL, Cut and Thrust Wargaming:
Tel: 01173 020 021
BRISTOL, HobbyCraft:
Tel: 0845 051 6524

BEDFORDSHIRE

GW BEDFORD:
10 Greyfriars, MK40 1HP
Tel: 0123 427 3663
CRANFIELD, Wargames Workshop:
Tel: 01234 751 570

BERKSHIRE

GW MAIDENHEAD:
1 Kingsway Chambers, King Street, SL6 1EE
Tel: 01628 863 1747

GW NEWBURY:
114 Bartholomew Street, RG14 5DT
Tel: 01635 540 348

GW READING:
29 Oxford Road, RG1 7QA
Tel: 0118 959 8693
GW WINDSOR:
Unit 3, 6 George V Place, SL4 1QP
Tel: 01753 861087

HENLEY ON THAMES, Henley Model Miniatures:
Tel: 01491 372584
READING, HobbyCraft:
Tel: 0845 051 6532
WINDSOR, WJ Daniels:
Tel: 01753 862106

BIRMINGHAM AREA

GW BIRMINGHAM:
36 Priory Queensway, B4 7LA
Tel: 0121 233 4840
GW DUDLEY:
Unit 36, Merry Hill Centre, DY5 1SP
Tel: 0138 448 1818

GW SOLIHULL:
690 Warwick Road, B91 3DX
Tel: 0121 705 7997
GW SUTTON COLDFIELD:
36 Birmingham Road, B72 1QQ
Tel: 0121 354 3174

GW WALSALL:
Unit 26, Old Square Shopping Centre, WS1 1QF
Tel: 0192 272 5207
GW WOLVERHAMPTON:
9 King Street, WV1 1ST
Tel: 0190 231 9466

BIRMINGHAM, Console Games:
Tel: 0121 427 0022
DUDLEY, The Arcade Toy Shop:
Tel: 0184252608

KIDDERMINSTER, TJ Models:
Tel: 01562 747002
WOLVERHAMPTON, HobbyCraft:
Tel: 0845 051 6543

BUCKINGHAMSHIRE

GW AYLESBURY:
6 Market Street, HP20 2PN
Tel: 01296 429 703

GW HIGH WYCOMBE:
No 55 Eden Walk Gallery, Eden, HP11 2HT
Tel: 0149 453 1494

GW MILTON KEYNES:
Unit 2, 502 Silbury Boulevard, MK9 2AD
Tel: 0190 869 0477
AYLESBURY, Bear Necessities:
Tel: 01296 421096

CHESHAM, Harvey Johns:
Tel: 01494 782161
GERRARDS CROSS, Howard Marshall:
Tel: 01753 882952
HIGH WYCOMBE, Childs Toys:
Tel: 01494 711 423

MILTON KEYNES, HobbyCraft:
Tel: 0845 051 6544
MILTON KEYNES, Jays Crafts:
Tel: 01906 565578

CAMBRIDGESHIRE

GW CAMBRIDGE:
54 Regent Street, CB2 1DP
Tel: 01223 331 3350
GW PETERBOROUGH:
3 Wentworth Street, PE1 1DH
Tel: 01733 890 812

CAMBRIDGE, Cambridge Toy Shop:
Tel: 01223 309 010
ELY, City Cycle Centre:
Tel: 01353 663131

HUNTINGDON, Sports & Fashions:
Tel: 01480 454541
PETERBOROUGH, The Rift:
Tel: 01733 341007

ST IVES, AppleTree Games:
Tel: 01480 334413
ST NEOTS, Gamers:
Tel: 01480 217 443
WISBECH, Prams & Toys:
Tel: 01945 504142

CHANNEL ISLANDS

JERSEY, ST. HELIER, The Little Shop:
Tel: 01534 732187
GUERNSEY, ST. PETERS PORT, Carousal:
Tel: 01483 721271

CHESHIRE

GW CHESTER:
112 Foregate Street, CH1 1HB
Tel: 0124 431 1967
GW CREWE:
8 Market Street, CW1 2EG
Tel: 01270 216093

GW MACCLESFIELD:
31 Church Street, SK11 6LB
Tel: 0162 561 9020
GW STOCKPORT:
32 Market Street, SK1 1RA
Tel: 0161 474 1431

GW WARRINGTON:
Unit 20, Bank Street, Time Square, WA1 2AP
Tel: 0192 565 1984
BRIDGEMERE, HobbyCraft:
Tel: 0845 051 6532

CHESTER, HobbyCraft:
Tel: 0845 051 6546
CONGLETON, Colours and Crafts:
Tel: 01660 272211

MARPLE, Marauder Games:
Tel: 0161 4274949
NORTHWICH, Level 1:
Tel: 01606 450553

NORTHWICH, The Model Shop:

Tel: 01606 47740
STOCKPORT, HobbyCraft:
Tel: 0845 051 6530
STOCKPORT, Marauder Games:
Tel: 0161 472211
WARRINGTON, HobbyCraft:
Tel: 0845 051 6541

CLEVELAND

GW MIDDLESBROUGH:
Unit 33, 39 Dundas Street, TS1 1HR
Tel: 01642 325 4091
GUISBOROUGH, Stokelds Toy Centre:
Tel: 01282 612 935

NORMANBY, PC Tech:
Tel: 01642 461010
REDCAR, PC Tech:
Tel: 01642 481800

CORNWALL

GW TRURO:
Unit 1, Bridge House, New Bridge Street, TR1 2AA
Tel: 01892 232 0047
ST AUSTELL, Mad for Miniatures:
Tel: 01726 72259

BODMIN, Bricknells:
Tel: 01202 277088
CAMBORNE, Exit:
Tel: 01209 610224
FALMOUTH, Kernow Toymaster:
Tel: 01326 312 571

FALMOUTH, Wonderland Falmouth:
Tel: 01326 312 571

HAYLE, Blevetts of Hayle:

Tel: 01736 753 012
HELSTON, Exit:
Tel: 01326 365317
LISKEARD, Trago Mills:
Tel: 01579 348877

NEWLYN, Newlyn Post Office:
Tel: 01736 364592
ST IVES, Dragon's Hoard:
Tel: 01736 79848

WADESBURY, Bricknells:
Tel: 01208 813 274

COUNTY DURHAM

GW DURHAM:
64 North Road, DH1 4SQ
Tel: 0191 374 1062

GW DARLINGTON:
78 Skinnergate, DL3 7LX
Tel: 01328 536 2463
BISHOP AULKLAND, Windsock Models:
Tel: 01388 609 766

SEAHAM, Games of War:
Tel: 01915 817 118

STOCKTON ON TEES, HobbyCraft:
Tel: 0845 051 6559

CUMBRIA

GW CARLISLE:
Unit 2, Earls Lane, CA1 1DP
Tel: 01222 859 8216

GW KENDAL:
Units 4 & 5, Blackhall Yard, LA9 4LU
Tel: 01539 722211

BARROW-IN-FURNESS, Heaths:
Tel: 01229 820 435
BOWNESS-ON-WINDERMERE, Ernest Atkinson & Sons:
Tel: 01398 443 047
COCKERMOUTH, The Toy Shop:
Tel: 01900 825853

KENDAL, Aireys of Kendal:

Tel: 01539 720 781
PENRITH, Harpers Cycles:
Tel: 01768 864 475
WORKINGTON, Toy Town:
Tel: 01690 873 322

DERBYSHIRE

GW CHESTERFIELD:
21 Knifesmithgate, S40 1RL
Tel: 01344 271118
GW DERBY:
42 Sadler Gate, DE1 3NR
Tel: 0133 237 1657

ASHBOURNE, Lumbards Toys:
Tel: 01335 345115
BUXTON, Knowles Toys and Models:
Tel: 01298 34203

CHESTERFIELD, Chesterfield Department Store:
Tel: 01246 220 200
DERBY, Tokyo Otaku:
Tel: 01322 331353

GLOSSOP, Wain Services:

Tel: 01457 853 548

ILKESTON, Ilkeston Co-op:

Tel: 01359 327 777

MATLOCK, Shaws:

Tel: 01629 582 482

RIPEY, Chimera Leisure:

Tel: 01773 747849

SWADLINCOTE, Extreme Gamez:

Tel: 01283 558338

DEVON

GW BARNSTAPLE:
8 Queens House, Queen Street, EX32 8HJ
Tel: 01271 859115
GW EXETER:
31a Sidwell Street, EX4 6NN
Tel: 0139 249 0305

GW PLYMOUTH:
44 Cornwall Street, PL1 1LR
Tel: 0175 225 4121

GW TORQUAY:

12 Market Street, TQ1 3AQ
Tel: 0180 320 1036

BRIXHAM, Mainly Miniatures:

Tel: 01883 882 535

CULLOMPTON, Nanna's Toychest:

Tel: 01883 893317

DARTMOUTH, WG Pillar & Co:

Tel: 01803 832 139

EXMOUTH, Gamezone Models:

Tel: 01395 267 731

HONITON, Pressplay:

Tel: 01404 549612

KINGSBRIDGE, The Trading Post:

Tel: 01546 852 923

NEWTON ABBOT, Austins:

Tel: 01226 333 444

NEWTON ABBOT, Trago Mills:

Tel: 01626 821111

OKHAMPTON, Kinderbox:

Tel: 01837 659590

PAIGNTON, Paignton Model Shop:

Tel: 01803 555802

PLYMOUTH, Antics Model Shop:

Tel: 01752 221 851

TAVISTOCK, Kaleidoscope:

Tel: 01822 615 236

TAVISTOCK, Tavistock Games and Computers:

Tel: 01822 615 288

TEIGNMOUTH, Jackmans Toybox:

Tel: 01626 778 260

TEIGNMOUTH, M Cubed:

Tel: 01626 870995

TIVERTON, Banbury's:

Tel: 0188452627

TORRINGTON, Toyzone:

Tel: 01805 624 790

TOTNES, Finishing Touches:

Tel: 01803 862244

DORSET

GW BOURNEMOUTH:

85 Commercial Road, BH2 5RT
Tel: 01202 319 292

GW POOLE:

Unit 12 Towngate Centre, BH15 1ER
Tel: 0120 268 5434

BLANDFORD FORUM, Inspirations:

Tel: 01258 409999

BOURNEMOUTH, HobbyCraft:

Tel: 0845 051 6520

BRIDPORT, Frosts Toymaster:

Tel: 01308 422 296

CHRISTCHURCH, Simple Miniature Games:

Tel: 01202 489721

DORCHESTER, Dorchester Toys:

Tel: 01305 261 152

DORCHESTER, Merlyn's Vault:

Tel: 01305 262277

SHAFTESBURY, Hardings:

Tel: 01747 858295

SHERBOURNE, The Corner House:

Tel: 01935 815 615

SHERBOURNE, The Toy Barn:

Tel: 01935 815 040

SVANAGE, Leonard's:

Tel: 01929 426096

WEYMOUTH, Howley's Toymaster:

Tel: 01305 779355

WIMBORNE MINSTER, Riverside Toys:

Tel: 01202 881754

ESSEX

GW CHELMSFORD:

Unit 4C, The Meadows Centre, CM2 6FD
Tel: 0124 549 0848

GW COLCHESTER:

2 Short Wyke Street, CO1 1LN
Tel: 0120 676 7279

GW SOUTHEND:

12 Southchurch Road, SS1 2NE
Tel: 0170 246 1251

GW THURROCK:

Unit 415B, Level 3,
Lakeside Shopping Centre, RM20 2ZJ
Tel: 01780 886 7133

HARLOW, Marquee Models:

Tel: 01279 423 314

BASILDON, HobbyCraft:

Tel: 0845 051 6536

BILLERICAY, Toys N Tuck:

Tel: 01277 650444

BRAINTREE, Kidzzone Toys:

Tel: 01376 854 793

BRENTWOOD, B&M Cycles:

Tel: 01277 214 342

CHELMSFORD, HobbyCraft:

Tel: 0845 051 6572

CLACTON ON SEA, Clacton Art & Craft Centre:

Tel: 01253 436 346

COLCHESTER, 4TK Gaming:

Tel: 012

HARLOW, HobbyCraft:

Tel: 01462 051 8565

HORNCHURCH, Modellers World Ltd:

Tel: 01708 630633

HORNCHURCH, Tole Haven:

Tel: 01708 475051

MALDON, Colin Bliss Models:

Tel: 01421 851 327

RAYLEIGH, Tots N Tuck:

Tel: 01748 775 301

SAFRON WALDEN, Game On:

Tel: 01799 506 022

WESTCLIFFE ON SEA, Argosy Toys:

Tel: 01702 346 806

GLOUCESTERSHIRE

GW CHELTENHAM:

16 Pittville Street, GL52 2J

Tel: 0124 222 8419

* GW GLOUCESTER:

35 Clarence Street, GL1 1EA

Tel: 0145 250 5033

BOURTON ON THE WATER, Bourton Model Railway:

Tel: 01453 820 086

CIRENCESTER, Artists Corner:

Tel: 01291 267393

CIRENCESTER, Crocodile Toys:

Tel: 01285 656 050

GLOUCESTER, HobbyCraft:

Tel: 0845 051 6532

STROUD, Alan Tyndall Ltd:

Tel: 01453 765920

HAMPSHIRE

GW BASINGSTOKE:

3 Potters Walk, RG21 7QQ

Tel: 0125 646 6050

GW PORTSMOUTH:

34 Arundel Street, PO1 1NL

Tel: 0239 287 6266

GW SOUTHAMPTON:

28 East Street, SO14 1HG

Tel: 0238 033 1962

* GW WINCHESTER:

35 Jewry Street, SO23 8RY

Tel: 0196 286 0199

* ALDERSHOT, The Game Shop:

Tel: 01252 311 443

ALTON, Alton Model Centre:

Tel: 01420 542 244

ANDOVER, Hoggosaurus Toymaster:

Tel: 01264 352 263

BASINGSTOKE, HobbyCraft:

Tel: 0845 051 6571

BOTLEY, Just Add Imagination:

Tel: 01409 781 127

EASTLEIGH, Eastleigh Wargames:

Tel: 02380 644 179

FARNBOROUGH, Dark Star:

Tel: 01252 545019

GOSPORT, To Books and Wargames:

Tel: 02359 494053

HAVANT, HobbyCraft:

Tel: 0845 051 6554

LYMINGTON, HE Figures:

Tel: 01590 627002

MILFORD ON SEA, Milford Models and Hobbies:

Tel: 01590 642 112

NEW MILTON, Toys of New Milton:

Tel: 01425 617 805

NORTHEND, Fun Toys and Games Workshop:

Tel: 02392 696734

PETERSFIELD, Folly Models:

Tel: 01730 267 932

RINGWOOD, Toys of Ringwood:

Tel: 01425 479 444

ROMSEY, Roundabout:

Tel: 01794 512 145

SOUTHAMPTON, HobbyCraft:

Tel: 0845 051 6521

SOUTHSEA, Solent Wargames:

Tel: 02392 363575

SOUTHSEA, Southsea Models:

Tel: 02392 733 208

WATERLOOVILLE, Paul's Hobby Shop:

Tel: 01705 259 186

HEREFORDSHIRE

* GW HERFORD:

19 Sign Gate, HR4 0AB

Tel: 01432 355 040

HEREFORD, Woebly Bookshop:

Tel: 01544 319922

LEOMINSTER, Martin's Models & Crafts:

Tel: 01568 613 782

ROSS ON WYE, Revolutions:

Tel: 01989 562 631

HERTFORDSHIRE

* GW HEMEL HEMPSTEAD:

16 Bridge Street, HP1 1EF

Tel: 01462 224 9752

* GW ST ALBANS:

18 Heritage Close, AL3 4EB

Tel: 01727 786 1193

* GW STEVENAGE:

5 Queensway, SG1 1DA

Tel: 01438 355044

BERKHAMSTEAD, Hamlins:

Tel: 01492 864 642

BISHOP'S STORTFORD, Pearsons Ltd:

Tel: 01279 653 131

CHESHUNT, Creative Thinking:

Tel: 01992622333

HITCHIN, Mainly Models:

Tel: 01462 422 204

LEITCHWORTH GARDEN CITY, Rowells Toy Emporium:

Tel: 01462 680 717

STEVENAGE, HobbyCraft:

Tel: 0845 051 6553

STEVENAGE, KS Models:

Tel: 01438 746 616

WELWYN GARDEN CITY, Fun House Toy Store:

Tel: 01707 391 319

WATFORD, HobbyCraft:

Tel: 0845 051 6538

ISLE OF MAN

DOUGLAS, Toymaster:

Tel: 01624 622 154

ISLE OF WIGHT

NEWPORT, Cheap Thrills:

Tel: 01983 530 570

NEWPORT, Toy & Models:

Tel: 01983 528 254

RYDE, The Sports & Model Shop:

Tel: 01794 862 454

KENT

GW BLUEWATER:

Unit 02/26, Upper Thames Walk, Bluewater, DA9 9SQ,

Tel: 01522 245 7880

GW CANTERBURY:

Unit 5, Iron Bar Lane, CT1 2HN

Tel: 01222 745 2880

GW MAIDSTONE:

7a Pudding Lane, ME14 1PA

Tel: 01622 267 7436

GW TUNBRIDGE WELLS:

36 Grosvenor Road, TN1 2AP

Tel: 0189 253 5763

* BROADSTAIRS, Time & Space:

Tel: 01843 866 006

ASHFORD, GZ Computers Ltd:

Tel: 01223 665796

BEXLEY HEATH, Kit Crazy:

Tel: 0208 298 7327

BROADSTAIRS, HobbyCraft:

Tel: 0845 051 6564

CHATHAM, Maynes:

Tel: 01634 408 013

CRAYFORD, HobbyCraft:

Tel: 0845 051 6535

DOVER, Turners Models:

Tel: 01304 203 711

FAVERSHAM, Abacus Toys:

Tel: 01795 332227

FOLKESTONE, Penkraft:

Tel: 01303 279292

GRAVESEND, Steve's Collectables and Models:

Tel: 01474 564 465

GRAVESEND, The Stamp Centre:

Tel: 01474 534 166

HASTINGS, Hastings Hobbies:

Tel: 01424 200921

HERNE BAY, Spearing's:

Tel: 01227 374 049

HYTHE, Apple Jax

Tel: 01303 262 602

MAIDSTONE, HobbyCraft:

Tel: 0845 051 6539

MAIDSTONE, Model World:

Tel: 01622 735855

ORPINGTON, JH Lorimer:

Tel: 01689 823193

SEVENOAKS, JH Lorimer:

Tel: 01732 452 640

SEVENOAKS, Manklows:

Tel: 01732 454 952

SITTINGBOURNE, Nickel Books:

Tel: 01795 429 546

TONBRIDGE, Xpress Games:

Tel: 01233 621710

TUNBRIDGE WELLS, HobbyCraft:

Tel: 0845 051 6558

LANCASHIRE

* GW BLACKPOOL:

8 Birley Street, FY1 1DU

Tel: 01752 375 2056

GW BOLTON:

Unit 14 (1st floor), Crompton Place, BL1 1DF

Tel: 0120 436 2131

GW BURY:

16 Crompton Street, BL9 0AD

Tel: 0161 257 6540

GW PRESTON:

15 Miller Arcade, PR1 2QY

Tel: 01777 282 1855

* GW WIGAN:

12 Crompton Street, WN1 1YP

Tel: 01942 829121

ASHTON UNDER LYNE, Roundabout Toys:

Tel: 01613 432 344

BLACKBURN, Batcave:

Tel: 01254 667 488

BLACKBURN, Mercers Toys:

Tel: 01254 681401

BLACKPOOL, JCollectables:

Tel: 01253 400389

BLACKPOOL, Toys 2 Save:

Tel: 01253 855 905

BOLTON, HobbyCraft:

Tel: 0845 051 6531

BURNLEY, Compendium:

Tel: 01282 457 060

CHORLEY, Toymaster:

Tel: 01257 261045

CLITHEROE, Cowgills of Clitheroe Ltd:

Tel: 01200 423 587

LANCASTER, Gotham City Gaming:

Tel: 01524 65811

LEIGH, Toymaster:

Tel: 01942 671 116

ORMSKIRK, Taylors:

Tel: 01695 573516

PRESTON, HobbyCraft:

Tel: 0845 051 6529

RABBITMOT, Bridge Street News:

Tel: 01706 822 336

LEICESTERSHIRE

GW LEICESTER:

Unit 2, 14-20 Silver Street, LE1 5ET

Tel: 0153 255 0510

* GW LOUGHBOROUGH:

22 Biggin Street, LE11 1UA

Tel: 0150 923 8107

LOUGHBOROUGH, Wargames Inc:

Tel: 01509 235001

LUTTERWORTH, Ace Connections:

Tel: 01455 556335

MELTON MOWBRAY, Cobwebs:

Tel: 01664 500700

ASHBY-DE-LA-ZOUCH, Steve's Models:

Tel: 01530 416 827

LINCOLNSH

• GW WORTHING:

2 Bath Place, Worthing, BN11 3BA
Tel: 01903 213 930

BILLINGHURST, Aurora Gaming:

Tel: 01461 701 991

BOGNOR REGIS, Trains Models and Hobbies:

Tel: 01243 864 727

BRIGHTON, Wargames Heaven:

Tel: 01273 305001

BURGESS HILL, Kid's Stuff:

6Tel: 01444 257 724

CHICHESTER, Chichester Toys:

Tel: 01243 788 055

CRAWLEY, HobbyCraft:

Tel: 0845 051 4534

EAST GRINSTEAD, Martells of Sutton

Tel: 01342 321303

EAST GRINSTEAD, Ready To Run Models

Tel: 01342 300 917

HASTINGS, Hastings Hobbies:

Tel: 01323 616812

HAYWARD'S HEATH, Clarkes:

Tel: 01444 457551

HORSHAM, Battlequest Games:

Tel: 01403 242003

HOVE, Kids Dreams:

Tel: 01903 620 668

SEAFOORD, Toytown:

Tel: 01323 695 401

ST LEONARDS ON SEA, Silverhill Models and Toys:

Tel: 01424 431 133

STEYNING, The Dollhouse Shop:

Tel: 01903 616812

UCKFIELD, Kid's Stuff:

Tel: 01825 768 398

TYNE AND WEAR AREA

GW NEWCASTLE (Central):

Unit 6, Newgate Shopping Centre, NE1 5PY
Tel: 0191 232 2418

GW METRO (Metro Centre):

Unit 2, First Floor, The Arcade
(near the Mediterranean Village), NE11 9YL
Tel: 0191 461 0950

• GW SUNDERLAND:

253B High Street West, Sunderland, SR1 3DH
Tel: 01915 100 434

GATESHEAD, The Gamers Outpost:

Tel: 0191 491 6000

GATESHEAD, Gateshead Gaming:

Tel: 0779 284 6552

GATESHEAD, HobbyCraft:

Tel: 0845 051 4534

NEWCASTLE UPON TYNE, Fantastic Toys:

Tel: 07812 511001

NORTH SHIELDS, SR Gladston & Son:

Tel: 01912 570 335

SUNDERLAND, Toy and Computer Store:

Tel: 0191 565 5196

WARWICKSHIRE

GW COVENTRY:

Unit 39, Upper Level, Cathedral Lanes
Shopping Centre, CV1 1LL
Tel: 0247 622 7311

• GW LEAMINGTON SPA:

32 Regent Street, CV32 5EG
Tel: 01926 435771

• GW NUNEATON:

3 Bridge Street, CV11 4DZ
Tel: 02476 325754

• GW STRATFORD:

Unit 1, 27 Windsor Street, CV37 6NL
Tel: 01789 297 262

COVENTRY, Alan Tyndall Ltd:

Tel: 02476 251155

COVENTRY, HobbyCraft:

Tel: 0845 051 4534

NUNEATON, Heart of England Co-op:

Tel: 02476 382 331

RUGBY, Joto Railways & Models:

Tel: 01780 562 372

SOLIHULL, HobbyCraft:

Tel: 0845 051 4534

STRATFORD-UPON-AVON, Much ado about toys

Tel: 01789 295 850

WARWICK, Castle Trains:

Tel: 01926 497 905

WILTSHIRE

GW SALISBURY:

18 Winchester Street, SP1 1HB
Tel: 01723 233 955

GW SWINDON:

18 Brunel Plaza, SN1 1LF
Tel: 01753 343 6036

CHIPPENHAM, Thorntons Toymaster:

Tel: 01249 463100

DEVIZES, Hoggosaurus Toymaster:

Tel: 01380 723 841

MARLBOROUGH, Ducklings Toys:

Tel: 01672 512170

MELKSHAM, The Toyshop:

Tel: 01225 748 415

TROWBRIDGE, The Toy Shop:

Tel: 01225 748 415

WESTBURY, The Gas Cupboard:

Tel: 01373 825 825

WESTBURY, Triple Helix Wargames:

Tel: 08000 285539

WORCESTERSHIRE

GW WORCESTER:

33 Lyckgate Mall, Cathedral Plaza, WR1 2QS
Tel: 0190 561 6707

DROITWICH, HobbyCraft:

Tel: 0845 051 4548

DROITWICH, Look-rite Ltd T/A Toyworld:

Tel: 01905 772 403

EVESHAM, Gift House:

Tel: 01386 761535

KINGSWINFORD, DMF Comics, Toys and Games:

Tel: 01384 402469

REDDITCH, Hobby Hut:

Tel: 01222 540 840

STOURBRIDGE, Invasion Games:

Tel: 01384 375336

YORKSHIRE

• GW BRADFORD:

4 Piccadilly, Bradford, BD1 3LW
Tel: 01274 473 9430

• GW DONCASTER:

26 High Street, Doncaster, DN1 1DW
Tel: 01302 232 9535

• GW HARROGATE:

53 Station Parade, HG1 1TT
Tel: 01434 356 4310

GW HULL:

18 Paragon Street, HU1 3ND
Tel: 01482 258 9576

GW LEEDS:

38A Landis Lane, LS1 6LB
Tel: 0113 242 0834

• GW SHEFFIELD (Central):

16 Fitzwilliam Gate, S1 4JH
Tel: 0114 275 8174

GW SHEFFIELD (Meadowhall Centre):

Unit 918, High Street, Upper Mall
(next to entrance near Boots), S9 1EN
Tel: 0114 256 9836

GW WAKEFIELD:

96 Kirkgate, The Ridings Centre, WF1 1TR
Tel: 0192 436 9431

GW YORK:

13A Lendal, YO1 8AQ
Tel: 01904 462 8014

• SHEFFIELD, Wargames Emporium:

Tel: 01142 754 826

BARNESLEY, Jans Toys:

Tel: 01226 208654

BRIGHOUSE, Ninja Games:

Tel: 01484 715555

DONCASTER, Zone Out:

Tel: 01302 810285

GOOLE, Hall's Music:

Tel: 01405 744191

GUISBOROUGH, Stokelds Toy Centre:

Tel: 01287 632 935

HALIFAX, Conways Toymaster:

Tel: 01422 353 986

HALIFAX, Halifax Modellers World:

Tel: 01422 349 127

HUDDERSFIELD, Patriot Games:

Tel: 01484 511019

HUDDERSFIELD, Something Wicked:

Tel: 01484 559 226

HULL, Archeron Games Workshop:

Tel: 01482 221011

HULL, HobbyCraft:

Tel: 0845 051 6564

KEIGHLEY, Conways Toymaster

Tel: 01535 604045

LEEDS, Geek Games:

Tel: 0113 261896

LEEDS, HobbyCraft:

Tel: 0845 051 6542

LEEDS, XGames Computers:

Tel: 0113 382559

NORTH HUMBERSIDE, Game Invader:

Tel: 01482 881961

NORTHALLERTON, T & FM Grover Ltd:

Tel: 01460 773 134

PICKERING, Pickering Model Centre:

Tel: 01751 427 762

POCKLINGTON, Chylids Play:

Tel: 01759 306 041

PONTERFRACT, Goddards Models & Toys:

Tel: 01977 599144

RIPON, The Knowledge Magnet:

Tel: 01763 690118

SCARBOROUGH, Space, Myth and Magic:

Tel: 08456 441 113

• GW STRATFORD:

Unit 1, 27 Windsor Street, CV37 6NL
Tel: 01789 297 262

COVENTRY, Alan Tyndall Ltd:

Tel: 02476 251155

COVENTRY, HobbyCraft:

Tel: 0845 051 4534

NUNEATON, Heart of England Co-op:

Tel: 02476 382 331

RUGBY, Joto Railways & Models:

Tel: 01780 562 372

SOLIHULL, HobbyCraft:

Tel: 0845 051 4534

STRATFORD-UPON-AVON, Much ado about toys

Tel: 01789 295 850

WARWICK, Castle Trains:

Tel: 01926 497 905

WILTSHIRE

GW SALISBURY:

18 Winchester Street, SP1 1HB
Tel: 01723 233 955

GW SWINDON:

18 Brunel Plaza, SN1 1LF
Tel: 01753 343 6036

CHIPPENHAM, Thorntons Toymaster:

Tel: 01249 463100

DEVIZES, Hoggosaurus Toymaster:

Tel: 01380 723 841

MARLBOROUGH, Ducklings Toys:

Tel: 01672 512170

MELKSHAM, The Toyshop:

Tel: 01225 748 415

TROWBRIDGE, The Toy Shop:

Tel: 01225 748 415

WESTBURY, The Gas Cupboard:

Tel: 01373 825 825

WESTBURY, Triple Helix Wargames:

Tel: 08000 285539

WORCESTERSHIRE

GW WORCESTER:

33 Lyckgate Mall, Cathedral Plaza, WR1 2QS
Tel: 0190 561 6707

DROITWICH, HobbyCraft:

Tel: 0845 051 4548

DROITWICH, Look-rite Ltd T/A Toyworld:

Tel: 01905 772 403

EVESHAM, Gift House:

Tel: 01386 761535

KINGSWINFORD, DMF Comics, Toys and Games:

Tel: 01384 402469

REDDITCH, Hobby Hut:

Tel: 01222 540 840

STOURBRIDGE, Invasion Games:

Tel: 01384 375336

YORKSHIRE

• GW BRADFORD:

4 Piccadilly, Bradford, BD1 3LW
Tel: 01274 473 9430

GW EDINBURGH:

136 High Street, EH1 1QS
Tel: 0131 220 6540

• GW FALKIRK:

12 Cow Wymk, FK1 1PL
Tel: 0132 462 4553

GW GLASGOW:

87 Union Street, G1 3TA
Tel: 0141 221 1673

• GW LIVINGSTON:

26 Almondvale Centre, EH54 6NB
Tel: 01506 443256

• GW STIRLING:

45 Rannoch Street, FK8 1HF
Tel: 01776 459009

HELINGÖR, Hobby og Fritid:

HELINGÖR, Hobby og Fritid:
Tel: 49 21 45 43
HERNING, Færøes Kælder:
Tel: 33 10 18 97
HILLERÖD, Hobby & Fritid:
Tel: 48 25 26 16
HJÖRRING, Arnold Busck:
Tel: 86 92 80 40
HOBRO, Østerskov Efterskole:
Tel: 61 64 95 93
HOBÆK, Hack 'n' Slash:
Tel: 61 66 29 12
HORSSEN, Legekaeden:
Tel: 86 92 60 11
HJÖRRING, Bog & Ide:
Tel: 45 86 04 08
HUNDIGE, Arnold Busck:
Tel: 43 90 6 08
KOBENHAVN K, Fantask:
Tel: 33 93 85 38
KOBENHAVN S, Pipi Letogøj:
Tel: 32 55 74 47
KOBENHAVN N, Wicked Workshop:
Tel: 60 64 69 74
KOLDING, Goodgames:
Tel: 75 50 03 04
LYNGBY, Arnold Busck:
Tel: 48 04 45 29 80
MARIBO, Guldborgsund Hobby:
Tel: 54 60 17 58
NÆSTVED, Guns and Games:
Tel: 51 20 97 13
ODDER, Legekaeden Odder:
Tel: 86 34 42 72
RANDERS, Byrge Sørensen Hobby:
Tel: 86 42 58 14
RANDERS, Randers Hobby Import:
Tel: 86 43 39 23
RØDOVRE, Arnold Busck:
Tel: 36 41 04 85
ROSENKOPFSCENTRET, Arnold Busck:
Tel: 66 15 29 28
SILKEBORG, Asgaard Games:
Tel: 28 55 94 66
SILKEBORG, Bog & Ide:
Tel: 86 82 02 07
SKANDERBORG, Magic Market:
Tel: 70 70 18 76
SKIVE, Jydsk Boghandel:
Tel: 97 51 25 99
SLAGELSE, Uldtøtten:
Tel: 58 53 50 35
ST HEDDINGE, Hobbystalden:
Tel: 56 50 86 10
STENLØSE, HH Hobby:
Tel: 23 46 39 61
SVENDSBORG, Farve & Hobby Hjørnet:
Tel: 62 21 31 31
TAASTRUP, Genbrugsbager:
Tel: 41 71 61 13
VEJLE, Arnold Busck:
Tel: 75 82 05 44
VIBORG, Bog & Ide:
Tel: 86 62 68 68

ESTONIA

TALLINN, Apollo Kristiine:
Tel: 63 36 000
TALLINN, Ludo:
Tel: 603 04 37
TARTU, Ludo:
Tel: 7354349

FALKLANDS

STANLEY, Falkland Collectibles:
Tel: 0050021174

FINLAND

GW HELSINKI:
Simokatu 9, 00100,
Tel: 09 75 15 45 25
ESPOO, Espoonlahden Pelikauppa:
Tel: 09 6900300
ESPOO, Tapiolan Pelikauppa:
Tel: 09 412 5941
HELSINKI, Fantasiapeli Helsinki:
Tel: 091 650 803
HELSINKI, Stadin Pelikauppa:
Tel: 09 6900300
JOENSUU, Fantasiapeli Joensuu:
Tel: 013 284 314
JYVÄSKYLÄ, Fantasiapeli Jyväskylä:
Tel: 01042 216 629
KOUVOLA, Kouvolan Puolenkuun Pelit:
Tel: 031 222 52 00
LAHTI, Lahden Puolenkuun Pelit:
Tel: 03 7515151
LAPPEENRANTA, Fantasiapeli Lappeenranta:
Tel: 051 541 1375
OULU, Fantasiapeli Oulu:
Tel: 080 374 906
PORVOO, Porvoon Pelikauppa:
Tel: 019 53 48377
TAMPERE, Fantasiapeli Tampere:
Tel: 031 222 52 00
TURKU, Fantasiapeli Turku:
Tel: 021 232 84 13
ÄHTÄRI, Honkaniemen Kirjakauppa:
Tel: 06 553 0027
ÅLAND, Dillen AB:
Tel: 01815578
EKENÄS, Kungsbokhandeln AB:
Tel: 0192461028
HÄMEENLINNA, Lelushopp:
Tel: 036623950
HEINOLA, Talousuovi ja lelu:
Tel: 03 715 3903
HYVINKÄÄ, Royal Toys:
Tel: 019 439376
IMATRA, Kirja-Lahja Alex Ky:
Tel: 0543 19555
JÄRVENPÄÄ, Askartelutarvikeli Taitaville:
Tel: 09 2794 0120
KARIS, Blå Lådan KD:
Tel: 019 234 94
KERAVA, Antikvariaatti Kersa:
Tel: 00358 44 965 7775
KERAVA, Keravan Pelikauppa:
Tel: 00358 44 965 7775
KOTKA, Eagle Card Oy:
Tel: 00358 5 214234
KOUVOLA, Muovipox Ky:
Tel: 053117955
LAPPEENRANTA, Antikvariaatti Suma:
Tel: 05 4117761

MIKKELI, Lastentarvike Muppela:

MIKKELI, Lastentarvike Muppela:
Tel: 01516 6111
MIKKELI, Mikkelin Pelikauppa:
Tel: 09 42890753
ORIVESI, Silver Seed:
Tel: 0417775166
PORI, Askartele-Pori:
Tel: 02 632671
RAAHE, Raahen Astartelu ja Paperi:
Tel: 002236825
SAVOLINNA, Savonlinnan Antikvariaatti:
Tel: 015 534412
SEINÄJOKI, Fantasialinna:
Tel: 040 5616338
SEINÄJOKI, Pelikeidas:
Tel: 00050 6 4177800
TAMPERE, Pelimaa Oy:
Tel: 050 5538131
TAMPERE, Kirja Karkkainen:
Tel: 03 2251830
URUMI, Kuopio:
Tel: 00 17 364 86 84
VAASA, Pelimies Oy:
Tel: 06 312 5111

GIBRALTAR

GIBRALTAR, K&M Hobby Centre:
Tel: 350 20070037

GREECE

ATHENS, Avalon Games:
Tel: 0030 210 8016041
ATHENS, Fantasy Shop:
Tel: 0030 210 8231072
ATHENS, Fantasy Shop Ag. Paraskevi:
Tel: 0030 210 6005312
ATHENS, Fantasy Shop: Exarcheia:
Tel: 0030 210 3828877
ATHENS, Fantasy Shop: Kallithea:
Tel: 0030 210 959 2922
ATHENS, Fantasy Shop: Pagrati:
Tel: 0030 210 7506780
ATHENS, Hobby Planet:
Tel: 0030 210 6042016
ATHENS, Kaissa Amarousiou:
Tel: 0030 210 6141675
ATHENS, Kaissa Glyfadas:
Tel: 0030 210 8902 057
ATHENS, Kaissa Halandriou:
Tel: 0030 210 6080485
ATHENS, Kaissa Kallidromiou:
Tel: 0030 210 366488
ATHENS, Kaissa Monokeros:
Tel: 0030 210 8813 990
ATHENS, Kaissa Neas Filadelfias:
Tel: 0030 210 9817944
ATHENS, Kaissa Neas Smimis:
Tel: 0030 210 9317944
ATHENS, Kaissa Pagratou:
Tel: 0030 210 7218 318
ATHENS, Strategy Hall:
Tel: 0030 210 413757
CHANIA, Kaissa Chania:
Tel: 0030 282108896
CRETE, Fantasy Shop: Herakleion:
Tel: 0030 2810 30312
HALKIDA, CD Corner:
Tel: 0030 221 087315
KERYRA, Digital Fantasy:
Tel: 002261032579
LARISA, Kaissa Larisas:
Tel: 0030 2410 538535
LOANNINA, Kaissa Loannina:
Tel: 0030 265103090
LARISA, Kaissa Larisas:
Tel: 0030 2410 538535
NAPFIO, Miniature Shop:
Tel: 00 30 2752024804
NEA SMYRNI, Games Vault:
Tel: 0030 213 0304722
PALLINIS, Hobby Planet:
Tel: 010 6042 811
PATRAS, Kaissa Patras:
Tel: 0030 2610625632
PERISTERIO, Kaissa Peristeriou:
Tel: 0030 210578607
THESSALONIKI, Kaissa Kalamaria:
Tel: 0030 210 449377
THESSALONIKI, Kaissa Thessalonikis:
Tel: 0030 20 2310 28735
THESSALONIKI, Underworld:
Tel: 0030 210 2401 93
VOLOS, Fantasy Shop:
Tel: 0030 24210 20782

HONG KONG

HONG KONG, Fun Atelier:
Tel: (852) 2866-4870

HUNGARY

BUDAPEST, Padimentum:
Tel: 0036 96 900730
BUDAPEST, A Beholder:
Tel: 0036 1 7872853
BUDAPEST, Beldor:
Tel: 0036 1 2973660
BUDAPEST, Compaya:
Tel: 0036 20 4281186
BUDAPEST, Dungeon:
Tel: 0036 1 3211313
BUDAPEST, Fonix:
Tel: 0036 70 6080252
BUDAPEST, Gamer Cafe:
Tel: 0036 20 4281186
BUDAPEST, Gemklub:
Tel: 0036 1 7871681
BUDAPEST, Holdfeny Fantasy:
Tel: 0036 1 3430730
BUDAPEST, Jatek Box:
Tel: 0036 1 2937910
BUDAPEST, Kristálsarkok:
Tel: 0036 1 3095752
BUDAPEST, Modell Hungaria:
Tel: 0036 1 7691171
BUDAPEST, Modellzóna:
Tel: 0036 1 7079923
BUDAPEST, Pro-Start Modell:
Tel: 0036 20 2110248
BUDAPEST, Sarkanytuz:
Tel: 0036 70 3223093
BUDAPEST, Sas Military:
Tel: 0036 1 2644393
BUDAPEST, Szikla-Fonix:
Tel: 0036 20 5373303

BUDAPEST, Wargamers:

BUDAPEST, Wargamers:
Tel: 0036 30 6467670
DEBRECEN, Sarkanytuz:
Tel: 0036 70 3163014
GYOR, Sarkanytuz:
Tel: 0036 20 4218738
KECSKEMET, Sarkanytuz:
Tel: 0036 76 329088
KISKOLC, Sarkanytuz:
Tel: 0036 20 3962166
MISKOLC, Vahalla Pahloly:
Tel: 0036 30 9950564
NAGYMAROS, Kerekasztal:
Tel: 0036 70 2940480
NYIREGYHAZA, BitzBoat:
Tel: 0036 20 4214721
NYIREGYHAZA, Camelot Plaza:
Tel: 0036 42 451379
PECS, Sarkanytuz:
Tel: 0036 20 2962060
SOPRON, Sarkanytuz:
Tel: 0036 20 3962208
SZEGED, Sarkanytuz:
Tel: 0036 70 3290245
SZEKESFEHVAR, Holdfeny Fantasy:
Tel: 0036 22 329793
SZEKESFEHVAR, Sarkanytuz:
Tel: 0036 20 2962790
SZEKESFEHVAR, Fonix Csarnok:
Tel: 0036 20 9179197
SZOLNOK, Sarkanytuz:
Tel: 0036 20 3962050
SZOMBATHELY, Sarkanytuz:
Tel: 0036 94 789200
TATABánya, Sarkanytuz:
Tel: 0036 20 3180922
VESZPREM, Sarkanytuz:
Tel: 0036 20 3610015
ZALAEGERSZEG, Sarkanytuz:
Tel: 0036 20 2962870

ICELAND

REYKJAVIK, Nexus:
Tel: 00354 552 9011

INDONESIA

JAKARTA BARAT, Comics N Games:
Tel: 021 56963853
JAKARTA SELATAN, Fantasy N Games:
Tel: 021 6400-50343
SURABAYA, Fantasy N Games:
Tel: 021 6400-50343
SURABAYA, Fantasy N Games:
Tel: 021 7400-2473

IRELAND

DUBLIN:
Unit 3, Lower Liffey Street.
Tel: 00353 1 8725791
CORK, Other Realms:
Tel: 021 4279508
DUBLIN, Gamers World:
Tel: 00353 2993932
ATHLONE, Arts and Hobby:
Tel: 01 862 4500
BALINA, World of Wonder Balina:
Tel: 096 76676
BLACK ROCK, Arts and Hobby:
Tel: 00353 1 2832394
CAVAN, Apex Games:
Tel: 049 4326504
CAVAN, Clarks Toy Master:
Tel: 00353 49 4372 22
CLONMEL, Tall Tales Bookshop:
Tel: 00353 45 1190228
COBETT COURT, Arts and Hobby:
Tel: 01 874 5312
CORK, Toytown Toy Master:
Tel: 021 4814 562
CORK, Caulfield Toy Master:
Tel: 00353 218852218
CORK, Murphy's Toy Master:
Tel: 00353 38 413 76
CORK, Toytown Toy Master:
Tel: 021 4814 562
DOUGLAS, Arts and Hobby:
Tel: 021 436 3580
DROGHEDA, Arts and Hobby:
Tel: 041 987 3270
DUBLIN, Art and Hobby Jervis Centre:
Tel: 01 743 312
DUBLIN, Joe Mannions Newsagents:
Tel: 01 4392387
DUBLIN, Banba Toy Master:
Tel: 010 727 100
DUBLIN, The Toy Store:
Tel: 01 6774420
DUN LAOGHAIRE, Toy Master Banba Dun Laoghaire:
Tel: 012 804 011
DUN LAOGHAIRE, Arts and Hobby:
Tel: 012805047
DUN LAOGHAIRE, Banba Toy Master:
Tel: 00353 12 804011
DUN LAOGHAIRE, Toy Master Murphys:
Tel: 00353 41776
DROGHEDA, Arts and Hobby:
Tel: 00353 41 987 3270
ENNIS, Tir na Nog Toy Master:
Tel: 00353 65 6842 380
ENNIS, World of Wonder Ennis:
Tel: 065 684 8097
GREYSTONES, Arts and Hobby:
Tel: 00353 12673796
KERRY, Cabal's Toy Master:
Tel: 00353 66 7121847
KILKENNY, The War Forge:
Tel: 053 87 6402992
LAOIS, Graham's Toy Master:
Tel: 057 862 1081
LEXILIP, Paint and Dice Games:
Tel: 01 615 5708
LIMERICK, Arts and Hobby:
Tel: 021 4392387
LIMERICK, The Gathering:
Tel: 061 315133
LOUTH, Kidzone Toy Master:
Tel: 00353 42 9330318
LOUTH, The Wargamers:
Tel: 053 86 8302159
MACROOM, Toy Master Marys:
Tel: 026 42491
MARKET CROSS, Arts and Hobby:
Tel: 054 777 1904
MAYNOOTH, Eason Bookstore:
Tel: 00353 1 629 3765

MULLINGAR, Stars & Bows Hobbies and Crafts:

MULLINGAR, Stars and Crafts:
Tel: 00 353 879402799
NEWBRIDGE, Arts and Hobby:
Tel: 045 450280
NEWRY, Murphy's Toys:
Tel: 028 30264978
OFFALY, Kelly's Toy Master:
Tel: 00353 57 9351905
SANTRY, Arts and Hobby:
Tel: 01 862 4500
STILLORGAN, Toy Master Nimble Fingers:
Tel: 01 2880788
THURLES, Bookworm:
Tel: 0504 22257
WEXFORD, Campbell's:
Tel: 051 421473
WEXFORD, Readers Paradise:
Tel: 054 5124400
WICKLOW, Hopkins Toy Master:
Tel: 00353 46 724 45
WILTON, Art and Hobby Wilton:
Tel: 021 434 2702
YOUGHAL, Murphy's Toy Master:
Tel: 00353 58 413 76

ISRAEL

HAIFA, Kitaro:
Tel: 00972 48502322
HERZLIA, Freak:
Tel: 00972 99589077
RAMAT HASHARON, Tapuah:
Tel: 00972 35404715
TEL AVIV, Freak:
Tel: 00972 36961826
TEL AVIV, Kitaro:
Tel: 00972 36299320

JAPAN

GW IBEKUKURO:
Nishi-Hokuriku 3-32-6 1F, Toshihima-Ku, Tokyo
Tel: 03 5391 7646
GW JIMBOCHO:
Jimbocho 17-1F, Chiyoda-Ku, Tokyo,
Tel: 03 3296 2733
GW KASHIWA:
Kashiwa 2-4-12 1F, Kashiwa-Shi, Chiba
Tel: 04 7167 2123
GW KICHIJOI:
Kichijoji-Honcho 1-11-20, Musashino-Shi, Tokyo
Tel: 0422 27 2511
GW MACHIDA:
Haramachida 6-10-19 1F, Machida-Shi, Tokyo
Tel: 042 721 8385
GW NAKANO:
Inasayashi Bldg. 223-2, Nakano-Ku Nakano 5-52-15, Tokyo
Tel: 03 5300 4636
GW OMIYA:
Miyachio 1-115, Saitama-Shi Omiya-Ku, Saitama
Tel: 048-779-8019

LATVIA

RIGA, Games Shop:
Tel: 0371 27700390
RIGA, Ludo:
Tel: 6524040

LITHUANIA

VILNIUS, D6 Necona:
Tel: 00 370 5 2133269

MACAU

MACAU, Game Fun Table Games Shop:
Tel: +853 66698427

MADEIRA

MADEIRA, Sétima Dimensão:
Tel: 351 291 238 244

MALAYSIA

BANDAR TANJONG TOKONG, Gameforce:
Tel: 0164449194 / 048900381
KOTA KINABALU, Sabah, Just Wargame:
Tel: 863 4814 162
KUALA LUMPUR, Comics Mart:
Tel: 03 2287 0626
KUALA LUMPUR, MySciFifi Outpost:
Tel: 60 016 - 452 1506
PENANG, Comics Mart:
Tel: 04 226 2508
PETALING JAYA, Wolf's Game Shop:
Tel: 012 2399952
PETALING JAYA, Selangor, The Games Circle:
Tel: 60 016 - 451 0940
SHAH ALAM, SELANGOR, Daks Daks Games:
Tel: 60 017 - 292 0525

MALTA

MALTA, Forbidden Power:
Tel: 00356 21 227999
MALTA, K Hobbies Ltd:
Tel: 00356 21 895423

MEXICO

LOMAS, Quest Hobbies & Games:
Tel: 55 63 83 60
MICOCA, Quest Hobbies & Games:
Tel: 55 98 92 78
NAUCALPAN, Quest Hobbies & Games:
Tel: 55 98 92 78

MOLDOVA

CHISINAU, Adept:
Tel: 373 69819996

MONTENEGRO

PODGORICA, Neutron Podgorica:
Tel: 00 381 69 060 669

THE NETHERLANDS

GW AMSTERDAM:
Kleine Berg 50, 5611 JV,
Tel: 020 422 3863
GW DEN HAAG:
Schoolstraat 12B, 2511 AX,
Tel: 070 392 7836
GW Eindhoven:
Tel: 010 473 8753
GW MACROOM:
Van Oldenbarneveldeplaats 452, 3012 AP,
Tel: 010 280 0268
GW ARNHEM:
Tel: 026 370 2028

DEN BOSCH, De Dobbelsteen:
Tel: 033 614 3111
ENSCHDEDE, Pipelines:
Tel: 053 430 5277
HAARLEM, Spellenhuis:
Tel: 023 53 13 188
LEEUWARDEN, Spelkeij:
Tel: 058 231 1172
LEIDEN, Vliegshop:
Tel: 071 513 2781
MAASTRICHT, Vlieg-er-uit:
Tel: 043 325 1653
MIDDELBURG, De Burcht:
Tel: 011 8650048
NIJMEGEN, Moenen & Mariken:
Tel: 024 123 4179
TILBURG, De Dobbelsteen:
Tel: 013 344 3700
UTRECHT, Subcultures:
Tel: 030 2311122
ZWOLLE, Games-n-U:
Tel: 030 421 6385
ALKMAAR, Bookers & Strippers:
Tel: 072 512 1213
ALMERE HAVEN, Fantasia:
Tel: 036 531 6017
ALPHEN AAN DEN RIJN, Hoge Ogen:
Tel: 0172473031
AMERSFOORT, Spellenwinkel:
Tel: 031 470 0322
AMSTELVEEN, Het Ganzenbord:
Tel: 020 641 2552
AMSTERDAM, The Game Keeper:
Tel: 020 630 1579
ASSEN, Ploek:
Tel: 059 231 3292
BARENDRICHT, Peter's Postreint:
Tel: 0180 619539
BERGJE, Wouters Technohobby:
Tel: 049 755 0248
BERGEN OP ZOOM, Big Boys Toys:
Tel: 018 65 0848
BEVERWIJK, Bmm Games:
Tel: 023 1216568
BREDÁ, Spellenwinkel Breda:
Tel: 016 522 17 56
DELFT, Speldorado:
Tel: 015 213 4516
DEVENTER, Knibbel Comics:
Tel: 057 061 6875
DOETINCHEM, Top 1 Toys Speelplanet:
Tel: 0314 366368
DORDRECHT, Hobby Modelbouw Dordrecht:
Tel: 078 631 2711
EDE, Tinnen Soldaat:
Tel: 018 65 3296
EINDHOVEN, Gameforce Eindhoven:
Tel: 040 2447030
EMMEN, Spiritheos:
Tel: 0591 645787
GEMERT, Top 1 Toys Van de Goor:
Tel: 018 65 58 48
GENDT, Euromaxx Gendt:
Tel: 0481 421 737
GOES, Het Hobbyhuis:
Tel: 0113 227 690
GORINCHEM, J&W Modelbouw:
Tel: 0183 665 899
GOUDE, Gameplayer:
Tel: 010 29 86 980
GRONINGEN, Wirwar:
Tel: 050 314 8424
GRONINGEN, Purperen Draak:
Tel: 064 166 1972
GRONINGEN, Zinnebeeld:
Tel: 050 3128472
HEEMSKERK, Bob Hees:
Tel: +31 (0)251 24 19 99
HEERHUGOWAARD, Huider Modeltreinen:
Tel: 0725714157
HEERLEN, De Houten Sleutel:
Tel: +31 (0)451 54 91 431
HENGELO, De Dondersteen:
Tel: 074 2595930
HILVERSUM, Hilversumse Boekhandel:
Tel: 035 62 33 133
HOOFDDORP, Modelsport:
Tel: +31 (0)20 365 44 42
HOOFDDORP, Spellenwinkel Wahalla:
Tel: 023 5578092
HOORN, De Spellenhoorn:
Tel: +31 (0)229 29 55 65
HUISSEN, Euromaxx Huisen:
Tel: 026 325 3330
LEIDEN, Tolkenwinkel:
Tel: 071 541 2324
LEIDEN, Warp 9:
Tel: 071 5121380
LEYSTADT, RE Mind Creations:
Tel: +31 (0)320244003
MAASTRICHT, Hounjet:
Tel: 043 363 6778
NEA AMELAND, Top 1 Toys Van den Brink:
Tel: 0519 54 21 21
NIJEN, Schellens Speelgoed:
Tel: +31 40 787 10 00
OLDENZAAL, Top 1 Toys:
Tel: 050 1513228
ROERMOND, Bloemboetiek Hermien:
Tel: 047 531 6824
ROSMALLEN, Top 1 Toys Jovi:
Tel: +31 (73) 5212409
ROSENDAAL, Top 1 Toys Jadin:
Tel: 0165 35 7964
ROTTERDAM, Eternal War:
Tel: 0619910057
ROTTERDAM, Metal Dragon Shop:
Tel: 063961326
ROTTERDAM, RGs Trader:
Tel: 010 2709233
SCHIEDAM, Bots:
Tel: 010 473 8753
SITTARD, Atomik:
Tel: 046 4515074
UDEN, Goblin:
Tel: 041 327 0662
UTRECHT, Labyrinth:
Tel: 030 281 7157

UTRECHT, Never Never Land (Wieder & Kugant):
Tel: 030 233 2293
UTRECHT, Whoops:
Tel: 030 230 4123
VENLO, Modelbouw Luthart:
Tel: 077 354 2668
WASSENAR, Top 1 Toys Kouwenhoven:
Tel: 070 511 0211
WINTERSWIJK, Top 1 Toys Winterswijk:
Tel: 054 531 2027
WORMERVEER, Mini-Wonders:
Tel: 075 640 1617
ZEVENBERGEN, Top 1 Toys:
Tel: 0168 330455
ZOETERMEER, RC-Pistop:
Tel: 079 616 0560
ZWOLLE, Boekenhalte:
Tel: 0308 422 1077

NORWAY
GW OSLO:
Møllergata 7, 0179
Tel: +47 22 33 29 90
ÅLESUND, Brio Krenmerhuset Moa Syd:
Tel: +47 70143770
BERGEN, Outland:
Tel: +47 55314822
BERGEN, Proworks:
Tel: +47 98054633
DRAMMEN, Outland:
Tel: +47 32893400
DRAMMEN, Drammen Spillforening:
Tel: +47 53819757
FREDRIKSTAD, Norstar Lektorstovet:
Tel: +47 98051530
KONGSBERG, Rolf Liane:
Tel: +47 98819560
KRISTIANSAND, Outland:
Tel: +47 38099420
MO I RANA, Ringo Lekehjørnet Mo:
Tel: +47 75151717
MOSJØEN, Hobbycenteret:
Tel: +47 75170170
MOSS, Replay:
Tel: +47 45407735
NARVIK, Ringo Barnes Verden:
Tel: +47 74464265
SANDNES, Oseland Hobby:
Tel: +47 51661509
SJØVEGAN, Outpost:
Tel: +47 95703245
SKIEN, Sokratis Hobby Gården:
Tel: +47 35528764
STAVANGER, Outland:
Tel: +47 51938080
STOKKE, Hobby Hagen:
Tel: +47 33332922
TROMSØ, Tromsø Bruktbokhandel:
Tel: +47 73049071
TRONDHEIM, Tronderheim:
Tel: +47 73520840
TØNSBERG, Brio Bamses:
Tel: +47 33316790
TØNSBERG, Gledeshuset:
Tel: +47 92517017

PHILIPPINES
LAHUG CITY, Neutral Grounds:
Tel: (639)610 830540
MAKATI CITY, Neutral Grounds:
Tel: (632) 8192000
MUNTINLUPA, Neutral Grounds:
Tel: (632) 8502033
QUEZON CITY, Neutral Grounds:
Tel: (632) 6348982
SAN JAUN, Neutral Grounds:
Tel: (632) 7278581
TAGUIG, Hobbes and Landes:
Tel: (632) 850939

POLAND
BIEŁSKO-BIALA, Gnom:
Tel: 0048 33 8213432
KATOWICE, Bard:
Tel: 0048 32 2571817
KRAKOW, Bard:
Tel: 0048 12 6320735
POZNAN, Bard:
Tel: 0048 61 8538277
WARSZAWA, Faber i Faber:
Tel: 0048 22 8491265
WROCLAW, Bard:
Tel: 0048 71 3417472
BIALYSTOK, Komnata Gier:
Tel: 0048 84638164
BYDGOSZCZ, Wszystko Gra:
Tel: 0048 60641909
GDANSK, Iskra:
Tel: 0048 58 5201952
GDANSK, Rebel Centrum Gier:
Tel: 0048 58 3470284
GDANSK, Usmiech Naszego Dziecka:
Tel: 0048 58 3057045
GDYNIA, Future:
Tel: 0048 501563066
GLIWICE, U Zyralfy:
Tel: 5 38091596
JAWORZNO, Mglia:
Tel: 0048 50137777
KATOWICE, Smok:
Tel: 032 605 03 53
KIELCE, Wargamer:
Tel: 0048 501439333
KOSZALIN, Tecza Zabawki:
Tel: 94 3422075
KRAKOW, AGTOM:
Tel: 0048 12 3565678
KRAKOW, Bard:
Tel: 0048 12 25961640
KRAKOW, Magic Traders:
Tel: 12 3801541
KRAKOW, Sklep Imperium:
Tel: 514812564
KRAKOW, Sklep Smok:
Tel: 0048 12 4330110
KRAKOW, Valkiria-sklep:
Tel: 0048 12 4115525
KRAKOW, Vanaheim:
Tel: 12 4221137
LEGNICA, Sklep Feniks:
Tel: 0048 694466618
LODZ, Da-ta:
Tel: 0048 42 6337263
LODZ, Camelord:
Tel: 0048 42 6311161

LODZ, Stargal Studio:
Tel: 602660832
LODZ, Strategia Centrum Gier:
Tel: 0048 79655539
LODZ, Twoja Książka:
Tel: 0048 42 6821326
LUBLIN, Majsterklepka:
Tel: 0048 81 7437106
NYSA, Raptor Hobby:
Tel: 60860624
OPOLE, HMS Computers II:
Tel: 0048 77 4547413
OSTROW WIELKOPOLSKI, Centrum Gier Arena:
Tel: 0048 694877877
PILCHOWICE, Imperator FF:
Tel: 0048 90225099
POZNAN, Cube-Q-Workshop Polanka:
Tel: 061 6712415
POZNAN, Cube-Q-Workshop M1:
Tel: 061 6712415
POZNAN, Cube-Q-Workshop King Cross:
Tel: 0048 206007024
POZNAN, Cube-Q-Workshop Panoramas:
Tel: 514812564
POZNAN, Cube-Q-Workshop Pestka:
Tel: 514812564
POZNAN, Wilczek:
Tel: 0048 504652083
SIEMIENOWICE, Jaga PHU:
Tel: 514812564
POZNAN, Cube-Q-Workshop Pestka:
Tel: 514812564
POZNAN, Wilczek:
Tel: 0048 504652083
PSZCZYNA, Red Scorpion:
Tel: 602656281
RADOM, Wargamer:
Tel: 0048 305382781
RZESZOW, W&W Sklep Modelarski Hobby:
Tel: 017 85 28 101
SIEMIENOWICE, Jaga PHU:
Tel: 0048 32 2290139
SZCZECIN, Fenix:
Tel: 0048 68593495
TORUN, Sklep Papierniczy:
Tel: 0048 56 622293
TORUN, Wszechy Gra:
Tel: 0048 56 622293
WARSZAWA, Graal KEN Centre:
Tel: 0048 22 20809090
WARSZAWA, Altdorf:
Tel: 0048 22 6280392
WARSZAWA, Graal Blue City:
Tel: 0048 22 3117627
WARSZAWA, Graal CF Skorosze:
Tel: 0048 22 8827595
WARSZAWA, Graal Galeria Mokotow:
Tel: 0048 22 5413318
WARSZAWA, Graal KEN Centre:
Tel: 0048 22 20809090
WARSZAWA, Graal Sarmacka:
Tel: 0048 22 8427040
WARSZAWA, Hobbyt:
Tel: 0048 22 8340206
WARSZAWA, Morion:
Tel: 0048 22 4329128
WARSZAWA, Morion:
Tel: 0048 22 4241062
WARSZAWA, Panda Zabawki:
Tel: 0048 22 8264461
WARSZAWA, Paradox:
Tel: 0048 6280928
WARSZAWA, Sklep Superstrie:
Tel: 0048 801 003 362
WARSZAWA, Wargamer Centrala:
Tel: 0048 72457513
WARSZAWA, Wargamer CH Bemowo:
Tel: 0048 72457513
WARSZAWA, Wargamer CH Targowek:
Tel: 0048 72457513
WROCLAW, Bolter:
Tel: 0048 71 3491910
WROCLAW, Games R Us:
Tel: 0048 606397232
WROCLAW, Wrocław Model Centre:
Tel: 71 3413991
WROCLAW, Ogryn:
Tel: 0048 71 3771872
WROCLAW, Planszoweczka:
Tel: 79 0101796
ZABRZE, U Zyralfy:
Tel: 310240581

PORTUGAL
ALCABIDECE, CascaisPress:
Tel: +351 314 600 530
CARCAVELOS, Escalada Directa
Tel: +351 241 501 257
ERICEIRA, Tabacaria Ovni:
Tel: +351 261 063 661
LARANJEIRO, Discocorepa:
Tel: +351 212 501 463
LISBOA, Fnac:
Tel: +351 219 404 700
LISBOA, Homem Azul:
Tel: +351 213 629 382
LISBOA, Lojas Arena:
Tel: +351 213 153 580
LISBOA, Myrdinn's Magic, Lda:
Tel: +351 215 031 258
LISBOA, Puros e Companhia:
Tel: +351 217 156 791
LISBOA, Rocha & Vasconcelos - Dentinho:
Tel: +351 213 831 257
LISBOA, Sete Rios Tabacarias:
Tel: +351 217 221 202
MIRAFLORES, Brinca Riscos e Rabiscos:
Tel: +351 214 104 908
PAIVAS, Brinca Brincando:
Tel: +351 212 254 841
PALMELA, Devir Livraria, Lda:
Tel: +351 212 139 440
PORTO, Lojas Arena:
Tel: +351 222 911 388
SINES, Galeria BT:
Tel: +351 289 632 511
TELHEIRAS, Tabak:
Tel: +351 217 763 374
TORRES VEDRAS, Papelaria União:
Tel: +351 284 334 186

ROMANIA
BUCHAREST, Hobby Games:
Tel: 00 40 21 5231 431
RUSSIA
KRASNODAR, Alegre-Jug (South):
Tel: 7999028337
MINSK, Valahanovich ent:
Tel: 008029 4338212

MINSK, Valahanovich ent:
Tel: 008029 4338212
MOSCOW, Alegreis:
Tel: +7(495)028 337
MOSCOW, Alegreis:
Tel: +7(495)137 5868
MOSCOW, Alegreis:
Tel: +7(499)261 5075
MOSCOW, Club TM:
Tel: +7(495)933 6441
MOSCOW, Detskiy Mir:
Tel: +7(495)291 2221
MOSCOW, Detskiy Mir:
Tel: +7(495)730 7731
MOSCOW, Detskiy Mir:
Tel: +7(495)783 8531
MOSCOW, Detskiy Mir:
Tel: +7(495)229 8692
MOSCOW, Detskiy Mir:
Tel: +7(495)938 2655
MOSCOW, Detskiy Mir:
Tel: +7(495)350 0761
MOSCOW, Detskiy Mir:
Tel: +7(495)405 8294
MOSCOW, Hobby and Tabletop Games:
Tel: +7(495)772 5675
MOSCOW, Little Genius:
Tel: +7(495)291 2147
MOSCOW, Mr Hobby:
Tel: +7(495)661 8893
MOSCOW, Urfin Juice:
Tel: +7(495)784 6355
MOSCOW, Wonderful World:
Tel: +7(495)753 4453
NORILSK, Na Styke Mirov:
Tel: 008029 6548426
NOVOSIBIRSK, Icehammer:
Tel: 7095707664
SARATOV, Detskiy Mir:
Tel: 64 5840
ST PETERSBURG, Art-Miniatures:
Tel: +7(812)643 3395
TAMBOV, Hobby and Igrushki:
Tel: 0075 2728811

SERBIA
BELGRADE, ANET Hobbystore:
Tel: 00 381 11 3612 525
BELGRADE, ANET Hobbystore:
Tel: 00 381 11 2652236
BELGRADE, EXIT Hobby store:
Tel: 00 381 11 62 78338
BELGRADE, White Dragon:
Tel: 00 381 6382722
NOVI SAD, Dragon:
Tel: 00 381 11 636 24038
NOVI SAD, Valhalla:
Tel: 00 381 21135338
ZRENJANIN, Takeda:
Tel: 00 381 2164572

SINGAPORE
SINGAPORE, Comics Mart PTE Ltd:
Tel: 6883 2724
SINGAPORE, Comics Mart PTE Ltd:
Tel: 6836 9069
SINGAPORE, Comics Mart PTE Ltd:
Tel: 63 6462 2751
SINGAPORE, Forgeworks Hobbies:
Tel: 63 6438 5975
SINGAPORE, Paradigm Infinitum Pte Ltd:
Tel: 63 64660771

SLOVAKIA
BRATISLAVA, Kristalovasala:
Tel: 421 948044794
BRATISLAVA, Madmaxon:
Tel: 421 2 524 927 87
KOMARNO, Jonako SRO:
Tel: +36704550480
KOSICE, Draco:
Tel: +421557296557; +421905518060
SPISSKA NOVA VES, War Gaming:
Tel: +42190219195

SLOVENIA
BLD, Pk Pok:
00386 45768030
LJUBLJANA, Crna Luknja:
Tel: 00386 59032249
LJUBLJANA, Dierendaj Citypark:
00386 45768030

SOUTH AFRICA
BELVILLE, The Boys and Mens Hobby Shop:
Tel: 0027 21 914 8088
BLOEMFONTEIN, The Games Dungeon:
Tel: 0027 72 851 9970
CAPETOWN, Pastimes Retail:
Tel: 0027 21 421 1191
CAPETOWN, Wizards Books and Games:
Tel: 0027 21 683 0360
CRAIGHALL, OtherWorld Games:
Tel: 011 326 0790
DORINGKLOOF, Battle Planet:
Tel: 00 27 8245 93933
DURBAN, The Hobby Specialists:
Tel: 0027 31 366 4065
EAST LONDON, Slators Toy Magic:
Tel: 427 43 726562
EDENVALE, Plastiks:
Tel: 0027 82 783 1489
GAUTENG, The Underground:
Tel: 12 71 795 3946
JOHANNESBURG, Esswex Retail:
Tel: 0027 11 8803619
JOHANNESBURG, Outer Limits Johannesburg:
Tel: 0027 11 482 3771
JOHANNESBURG, Outer Limits Pretoria:
Tel: 0027 12 342 4560
JOHANNESBURG, Wizards Book and Games:
Tel: 0027 11 800 9253
JOHANNESBURG, Warfair:
Tel: 0027 82 431 2242
JOHANNESBURG SOUTH, Dragons Den:
Tel: 0027 11 432 3996
MENLYN, Top CD:
Tel: 0027 12 361 3122
PIETERMARITZBURG, Games Direct:
Tel: +27 33 342 9978
RUSTENBURG, Warrory:
Tel: 0027 72 910 2608
UMLANGA, The Hobby Specialists:
Tel: 0027 31 546 4886

SOUTH KOREA
SEOUL, Orcrtown:
Tel: 02 6402 5946
SWEDEN
GW GÖTEBOR:
Urvattningens 52, 411 07,
Tel: 031-133958
GW STOCKHOLM:
Master Samuelsgatan 67, 111 21,
Tel: 08-21 38 40
KARLSTAD, Spel & Fantasi:
Tel: 054-13 10 73
STOCKHOLM, Science Fiction Bokhandel:
Tel: 08-21 50 52
UMEA, Fantasia:
Tel: 090-77 03 60
UPPSALA, Prisfyndet:
Tel: 018-10 66 07
ARVIKA, Bokia:
Tel: 0570-13411
AVESTA, Vega Video:
Tel: 0226-80078
ESKILSTUNA, Lasses Leksaker:
Tel: 018-303 35
FALKENBERG, Lekcenter:
Tel: 0348-807 60
FRITSLA, Fritsla Hobby:
Tel: 0320-70166
GÄVLE, Hobbyshopen:
Tel: 026-18 62 99
GÖTEBOR, Goblin Games:
Tel: 031-245110
GÖTEBOR, Toys Leksaker & Hobby:
Tel: 031-459401
GÖTEBOR, Wizard Games:
Tel: 031-51 41 50
HALMSTAD, Lekcenter:
Tel: 035-15 91 75
HUDDINGE, Humlan Lek & Hobby:
Tel: 08-689 8885
KALMAR, Lek & Hobby:
Tel: 4880-24717
KARLSKRONA, Leksakshuset:
Tel: 0453-24082
KATRINEHOLM, Game Maniacs:
Tel: 0150-12032
KIRUNA, Lekshuset Lekia:
Tel: 0980-625 65
KUNGSBACKA, Lek & Hobby:
Tel: 0800-14336
LAHOLM, Lekia:
Tel: 0430-10069
LIDKÖPING, Game Maniacs:
Tel: 0510-25320
LIDKÖPING, Sagoland:
Tel: 031-22290
LJUNGBY, Lekman:
Tel: 0372-13481
LULEÅ, Barnens Hus:
Tel: 0920-220995
LULEÅ, Iocus:
Tel: 0920-69994
LUND, Spel på Clemensstorget:
Tel: 0461-27818
LUND, Unispele:
Tel: 046-285 9112
MALMÖ, Høman på Limhamn:
Tel: 040-387530
MALMÖ, Spel på Djäknegatan:
Tel: 040-120410
NORRKÖPING, Hobbyhörn:
Tel: 0111-62120
NORRKÖPING, Lekhuset:
Tel: 0112-40709
NORRTÄLJE, Lekplaneten:
Tel: 0176-12558
NYKÖPING, Laka TV-spel:
Tel: 0155-281000
NYNÄSHAMN, Åsas Leksaker:
Tel: 08-528 11233
ORNSKÖLD, Happies:
Tel: 08-7152501
PITEÅ, Barnens Hus:
Tel: 091-119910
SALA, Elons Leksaker:
Tel: 022-41 03 14
SKELLEFTÅ, Legend:
Tel: 091-431 35 02
SKÖVDE, Partaj:
Tel: 0510-794 99
STOCKHOLM, Arcane på Hagagatan:
Tel: 08-22 25 22
STOCKHOLM, Brio Högdalen:
Tel: 08-749 1146
STOCKHOLM, Dragons Lair:
Tel: 08-654 60 50
STOCKHOLM, Happies Hammarby Sjöstad:
Tel: 08-52244800
STOCKHOLM, Inspire Me:
Tel: 08-386 594
STRÖMSTAD, Kjells Lek & Hobby:
Tel: 052-615989
SUNDSVALL, Orion Spel:
Tel: 060-155 947
TROLLHÄTTAN, Hobbyhörn:
Tel: 0520-13363
TUMBA, Leksakskungen:
Tel: 08-530 380 00
UMEA, Incrade:
Tel: 090-196 580
UDDEVALA, Olles Leksaker:
Tel: 0522-88520
UPPLANDS VÄSBY, Barnens Hus:
Tel: 08-626 99 40
UPPSALA, Fantasia:
Tel: 018-100150
VÄRBERG, Fyndmagasinet:
Tel: 0348-67999
VIMMERBY, Brio Vimmerby:
Tel: 0492-31188
VISBY, Lekstugan:
Tel: 0498-21 50 50
VISBY, Skuggspel:
Tel: 0498-21 50 62
VÄLLINGBY, Inspire Me:
Tel: 08-386 594
VÄSTERÅS, Zetterlunds:
Tel: 021-10 44 91
VÄSTERVIK, Lekstugan:
Tel: 0600-36171
VÄXJÖ, Helges Håla:
Tel: 047-02 18 60

YSTAD, Tv-Spelshörn:
Tel: 0411-46660
ÄNGELHOLM, Leksaksmagazinet:
Tel: 0431-82350
ÖREBRO, Batalj Paintball:
Tel: 019-18 46 00
ÖSTERLUND, Hobbyboden:
Tel: 0635-13310
TAIWAN
GANGSHAN, Toys Cat:
Tel: +886 7 6214940
KAOHSIUNG, Dwarf's Goldmine:
Tel: +886 7 2299407
TAIPEI, AkgimGames:
Tel: +886 2 27419964
TAIPEI, Cacacity:
Tel: +886 2 23099579
THAILAND
BANG CHAK, Battlefield Bangkok:
Tel: 02 747 9367
BANGKOK, Fantasia(TS Toys):
Tel: 66 8 9773 1379
UKRAINE
DNEPRPETROVSK, Golbin:
Tel: 00380607564 8558
DNEPRPETROVSK, Modelist:
Tel: 00380607564 8558
DONETSK, Toy Story:
Tel: 00380602387 3203
KARKIV, Aladdin:
Tel: 00380570175 7738
KIEV, Budnik Igrushki:
Tel: 00 38 01 85171
KIEV, Budnik Igrushki:
Tel: 00 38 5 733 979
KIEV, Budnik Igrushki:
Tel: 00 38 5 821 385
KIEV, Budnik Igrushki:
Tel: 00 38 2 808 150
KIEV, Budnik Igrushki:
Tel: 00 38 4 567 671
KIEV, Game Hall:
Tel: 00380441456 7308
KIEV, Model Kits:
Tel: 00380677969 4842
KIEV, Models:
Tel: 00380677417 2442
KIEV, Toy Story:
Tel: 00380441573 3979
KIEV, Toy Story:
Tel: 00380441591 2385
KIEV, Toy Story:
Tel: 00380441495 3494
KIEV, Toy Story:
Tel: 00380441417 2442
KIEV, Toyland:
Tel: 00380441587 1603
LEVIV, Hobby World:
Tel: 0038066764 2261
LEVIV, Toy Story:
Tel: 00380322295 0329
ODESSA, Vanguard:
Tel: 0038050365 5577
SEVASTOPOL, Arcanum Store & Club:
Tel: 00380505934 5328
VINITSIA, Spellscake:
Tel: 00380634400 0902
ZAPORIZHJE, Warhammer ZP:
Tel: 00380667761 5913
UNITED ARAB EMIRATES
DUBAI, Bishops Trading:
Tel: 00971559487870

DIRECTORY

Club Listing



Gaming clubs are groups of fellow gamers and hobbyists who meet regularly to enjoy the hobby together.

THE GAMES WORKSHOP CONNECTION

The Gaming Club Network (GCN) is a volunteer organisation which was started in 1999 to bring together like-minded clubs for lots of gaming fun.

GCN registered clubs work closely with Games Workshop on events like Games Day, Conflict events and Campaign Weekends, making them an integral part of the Games Workshop hobby. Use the club listing to find a GCN gaming club near you and get involved.

The GCN strives to meet the following objectives:

- Promote good communications between Gaming Clubs and Games Workshop.
- Assist in the running of local gaming events.
- Support other clubs' activities.
- Assist in the running of games at the national level.
- Provide a forum for Gaming Clubs.
- To facilitate club development and growth.
- To create a safe environment for people to play in.

THROW DOWN THE GAUNTLET!

Whether you are new to the hobby or a veteran gamer, GCN clubs are an ideal place to find and challenge new opponents. Play in campaigns, leagues and tournaments in a friendly environment with fantastic scenery, all created by dedicated hobbyists like you.

SETTING UP YOUR OWN GAMING CLUB

If you would like to set up your own Gaming Club please contact Bek Hawkbby, our Community Coordinator on 0115 900 4821, who will give you advice on the basics of setting up and running a club. This includes providing packs for schools, libraries, independent clubs and information on the GCN.

Please note, if you want to set up a gaming club in a school we will need to speak to a teacher or member of staff before we can register your club.

VISIT THE GCN ONLINE AT WWW.GCNM.ORG.UK

AVON

GCN BATH,
Ol' Grumblers:
Age Limit: 18+
Contact: Liam Burke
Tel: 07714 256615
E-mail: olgrumblers@gmail.com

GCN BRISTOL,
Bristol Vanguard:
Contact: Jay Goldfinch
Tel: 0754 5849144
E-mail: bristol.vanguard@yahoo.co.uk

GCN BRISTOL,
Portbury Knights:
Contact: Alan Vowles
Tel: 07771985488
E-mail: alan.vowles@msn.com

BEDFORDSHIRE

GCN BEDFORDSHIRE,
Bedford Gladiators Association:
Contact: David Wilkin
Tel: 0779 1559297
E-mail: gladiators64uk@yahoo.co.uk

BERKSHIRE

GCN BRACKNELL,
Bracknell Forest Gamers:
Contact: Dan Curry
E-mail: chair@bfclub.org.uk

BIRMINGHAM

GCN DUDLEY,
Dudley Darklords:
Contact: Paul Sheldon
Tel: 01384 288360

GCN SUTTON COLDFIELD,
The Immortals:
Contact: Simon Rhodes
E-mail: simon.rhodes@hotmail.co.uk

GCN WALSALL,
Warlords of Walsall:
Contact: Michael Woolley
Tel: 0776 227 4102
E-mail: woolleywarzone@hotmail.co.uk

GCN WOLVERHAMPTON,
Da Boyz Club:
Contact: Darren Pugh
Tel: 0790 983 3076
E-mail: daboyzclub@goolemail.com

BUCKINGHAMSHIRE

GCN HIGH WYCOMBE,
Armageddon Inc.:
Contact: James Adams
Tel: 0794 6481 202
E-mail: james.adams@hotmail.co.uk
Age Limit: 18+

GCN TUNBRIDGE WELLS,
Tunbridge Wells Wargame Society:
Contact: Colin Stone
E-mail: colin@castone.freerve.co.uk

CHESHIRE

GCN WINSFORD,
Winsford Wargaming Club:
Contact: Neal Barlow
Tel: 0789 430 6291
E-mail: winsfordwargaming@hotmail.com

CLEVELAND

GCN MIDDLESBROUGH,
Middlesbrough Gamers Club:
Contact: Kevin Gibson
Tel: 0794 909 6592
E-mail: xblaze@gmail.com

GCN MIDDLESBROUGH,
Redcar Ironbeards:
Contact: Ian Watson
Tel: 0797 240 4866
E-mail: ian.widdowson1@ntlworld.com

CORNWALL

GCN BUDE,
Dice and Dagger:
Contact: Kurt Baker
E-mail: celticernow@aol.com

GCN DELABOLE,
North Cornwall Beasts & Bionics:
Contact: Ian Henderson
Tel: 07890 580 870
E-mail: hendybadger@aol.com

GCN PENDEEN,
West Cornwall Games Club:
Contact: Neil Sharp
Tel: 0173 687 1557
E-mail: neilsharp@aol.com

CUMBRIA

GCN WINDEMERE,
North West Warriors:
Contact: Adam Turner
Tel: 0799 961 8700
E-mail: adamturner471@btinternet.com

DERBYSHIRE

GCN ASHBOURNE,
Ashbourne Gaming Guild:
Contact: Peter Allan
E-mail: peterallan@gmail.com

GCN CHESTERFIELD,
COGS:
Contact: Anthony Barnes
Tel: 0794 425 8764
E-mail: awb1@btinternet.com

GCN DERBY,
Derby Wargames Society:
Contact: Ben Curry
Tel: 07909 704 565
E-mail: bencurry@derbywargamesociety.co.uk

GCN RIPLEY,
Ripley Terra Troopers:
Contact: Judith Hawcroft
Tel: 01773 743 321
E-mail: judith.hawcroft@derbyshire.gov.uk

DEVON

GCN EXETER,
Exeter Inquisition:
Contact: Richard Deane
Tel: 0164 723 1528
E-mail: richard_e_n_deane@hotmail.com

GCN EXETER,
Rygars Roughnecks:
Contact: John Gendle
Tel: 07734352425
E-mail: ooksqueak@hotmail.com

DORSET

GCN POOLE,
Exiles League:
Contact: Alec Webberall
Tel: 07966 33 33 29
E-mail: alec.dj@gmail.com
Age Limit: 18+

ESSEX

GCN CHELMSFORD,
Chelmsford Bunker:
Contact: Darren Wadland
E-mail: enquiries@bunkerassault.co.uk
Website: www.bunkerassault.co.uk

GCN HORNCHURCH,
Hornchurch Heroes:
Contact: Ian Heard
Tel: 01708 475 051
E-mail: tolehavenuk@aol.com

GCN SOUTHCEND,
Southend Toy Soldiers Club:
Contact: Stuart Holtum
Tel: 0170 230 9742
E-mail: clubenquiries@holtum.com

GCN LONDON,
Tempus Fugitives:
Contact: Stuart Mackness
Tel: 0780 915 4020
E-mail: stuartmackness@btinternet.com

HAMPSHIRE

GCN BASINGSTOKE,
Sad Muppet Society:
Contact: Daniel Cave
Tel: 07770 980 253
E-mail: dan@sadmuppets.org

GCN PORTSMOUTH,
Solent Wargamers:
Contact: Tony Kirby
Tel: 07980403558
E-mail: solentwargamers@gmail.com

HEREFORDSHIRE

GCN HEREFORD,
Spread Eagle Wargamers Society:
Contact: Tim Hill
Tel: 07761 412 692
E-mail: sixtyxixnow@aol.com

KENT

GCN BROMLEY,
The Good, The Bad, The Bromley:
Contact: Michael Tamiolo
E-mail: migueldulede@msn.com

GCN GRAVESEND,
Gravesend Gamers Guild:
Contact: Paul Syers
Tel: 01474 474 3991
E-mail: zengasblueyonder.co.uk

LANCASHIRE

GCN COPPULL,
Coppull & Chorley Knights:
Contact: Jonathan Taylor-Yorke
Tel: 07733337383
E-mail: jt_y@btinternet.com

LEICESTERSHIRE

GCN LEICESTERSHIRE,
Leicestershire Warriors Wargaming Club:
Contact: Patrick Foster
Tel: 07968163471
E-mail: pwfost@yahoo.co.uk

GCN LEICESTERSHIRE,
S.Q.U.I.G.:
Contact: Mark White
Tel: 0782 137 4963
E-mail: mw54@hotmail.co.uk

GCN LOUGHBOROUGH,
Loughborough 1st and Only:
Contact: Matt Sully
E-mail: zeemas@aol.com

LINCOLNSHIRE

GCN LINCOLN,
Gobstys:
Contact: Chris Simmons
Tel: 07748 102 616
E-mail: bruceccally@hotmail.com

LONDON

GCN WANSTEAD,
Tanelorn Wargames Club:
Contact: Barry Pilsman
E-mail: twgc_contact@tanelornwgc.org

MERSEYSIDE

GCN WARRINGTON,
Warrington Warlords:
Contact: Paul Tennant
Tel: 07773200336
E-mail: paultennant@hotmail.com

NORTHUMBERLAND

GCN BLYTH,
Northumbrian Adventurer's Guild:
Contact: Joseph Lawrie
Tel: 0753 207 2034
E-mail: contact@anythingblyth.com



Members of the Ammo Bunker gaming club proudly display their participation game, 'Poisoned Challice' at last year's Games Day. In this enormous Kill-Team game, players battled to gain control of the remains of a half-submerged Necron ship, and for Games Day 2011 they're planning the action-packed sequel.

NOTTINGHAMSHIRE

GCN KIRKBY IN ASHFIELD, K.I.A.:
Contact: Barney Glover
Tel: 01623 558155
E-mail: klagaming@hotmail.co.uk

GCN NOTTINGHAM, 1st Company Veterans:
Contact: Matthew Shaw
Tel: 0783331667
E-mail: matt_r2003@hotmail.co.uk

OXFORD

GCN ABINGDON, Abingdon Wargames Club:
Contact: Steve Evans
Tel: 0775 180 2632
E-mail: steve@evanssteve.wanadoo.co.uk

GCN OXFORD, Oxford Gaming Club:
Contact: Ben Smith
Tel: 07954063657
E-mail: roymunson@hotmail.com

SHROPSHIRE

GCN OWESTRY, Firedrakes:
Contact: Greg Hickman
E-mail: greghickman@aol.com

GCN SHREWSBURY, Gatekeepers Wargames Club:
Contact: James Sherry
Tel: 07792469648
E-mail: info@gatekeepers.me.uk

GCN TELFORD, S.T.A.G.S. Telford:
Contact: Alan Davies
E-mail: qkg@btconnect.com

STAFFORDSHIRE

GCN TAMWORTH, TGC:
Contact: Robert Goodfellow
E-mail: philhannigan2002@yahoo.co.uk

SUFFOLK

GCN NEWMARKET, Newmarket Knights Wargames Society:
Contact: Mark Haynes
E-mail: nksknights@gmail.com

SURREY

GCN CLAPHAM, Clapham Wargamers Guild:
Contact: Richard Larking
Tel: 0786 649 7878
E-mail: info@claphamwargamers.org.uk
Age Limit 18+

GCN WOKING, Woking 1st Founding:
Contact: Peter Corps
Tel: 07805677408
E-mail: peter.corps@yahoo.co.uk

SUSSEX

GCN BOGNOR REGIS, BRGA:
Contact: Frank Hill
Tel: 0789 631 9683
E-mail: mrfankhill@yahoo.com
Age Limit 18+

GCN BRIGHTON, Brighton Warlords:
Contact: Peter Cooke
Tel: 07974094240
E-mail: peter.cooke423@ntlworld.com

GCN HOVE, Gambit Games UK:
Contact: Barry Holden
Tel: 07882720396
E-mail: inferno150@sky.com

GCN SEAFORD, Outpost 47:
Contact: Mark White
Tel: 0132 3491981
E-mail: mark@froglenut.co.uk

GCN WALBERTON, Walberton Wargamers:
Contact: D Butt
Tel: 0787 098 6018
E-mail: walbertonwargamers@yahoo.co.uk

TYNE AND WEAR AREA

GCN GATESHEAD, The Gamers Outpost:
Contact: Ian McLeary
Tel: 0191 385 2030
E-mail: admin@thegamersoutpost.co.uk

WILTSHIRE

GCN CALNE, Calne Gaming Club:
Contact: Dave Powers
Tel: 07901648463
E-mail: davidpowers0890@tiscali.co.uk

GCN SWINDON, Swindon & District Wargamers:
Contact: Paul Nettle
Tel: 0179 370 0609
E-mail: nettletre@ntlworld.com

YORKSHIRE

GCN DONCASTER, Doncaster Wildcats:
Contact: Carl Cooke
Tel: 07851481282
E-mail: cpt_savage_07@live.co.uk

GCN HALIFAX, Pennine Raiders:
Contact: Matt Towson
E-mail: eweaburgh@yahoo.co.uk

GCN HARROGATE, Harrogate & Ripon District Gamers:
Contact: Patrick Skidmore
Tel: 01818 317 436
E-mail: pat_maximus@hotmail.com

GCN HUDDERSFIELD, Celler Dwellers:
Contact: Mark Kelly
Tel: 07846 151734
E-mail: ahrobert@btmail.com

GCN HULL, Hulls Angels:
Contact: Ross Pemble
Tel: 07798606397
E-mail: ross@hulls-angels.co.uk

GCN LEEDS, Night Owls:
Contact: Steve Nolan
Tel: 0113 225 0461

GCN LEEDS, Leeds Games Club:
Contact: Steve Nolan
Tel: 0113 225 0461

GCN YORK, York Garrison Gaming Club:
Contact: Ben Wagner
Tel: 07951649059
E-mail: warboss@yorkgarrison.co.uk

WARWICKSHIRE

GCN NUNEATON, Nuneaton Model and Games Club:
Contact: Brian McCormack
Tel: 07866707127

IRELAND

GCN BELFAST, QUB Dragonslayers:
Age Limit: 18+
Tel: 07851 741770
E-mail: info@dragonslayers.org.uk

SCOTLAND

GCN CAITHNESS, Northern Knights:
Contact: Dave Yeomans
Tel: 07849 760048
E-mail: recceboss@btinternet.com

GCN DUNDEE, Gaming Kingdom:
Contact: Kris Sherriff
Tel: 0781 469 9774
E-mail: the_gaming_kingdom@yahoo.co.uk

GCN DUNFERMLINE, Dunfermline Wargaming and Roleplay Fellowship:
Contact: Brian Forrester
Tel: 0792 526 8519
E-mail: dwarfclub@aol.com

GCN EDINBURGH, Edinburgh League of Gamers:
Contact: Andy Merchan
Tel: 0131 652 2500

GCN HELENSBURGH, The Helensburgh Patriot Games Club:
Contact: Clare Jeffery
Tel: 01436 676126
E-mail: clarejefrey@btinternet.com

GCN KIRRIEMUIR, Kirriemuir Wargames Club:
Contact: David Tulloch
E-mail: david.tulloch1@tesco.net

GCN LIVINGSTON, Livingston Battleground:
Contact: John Fyfe
E-mail: president@battleground.org.uk

GCN STIRLING, Stirling Wargamers:
Contact: Angus McCabe
E-mail: info@stirling-wargamers.org.uk

WALES

GCN CWMBRAN, Crow Valley Crusaders:
Contact: Scott Edwards
Tel: 0794 1501 250
E-mail: scottedsa@hotmail.co.uk

GCN NEWPORT, Newport Warriors:
Contact: Mike Plimton
Tel: 07765 332 877
E-mail: michaeljp32@msn.com

SAFETY IN THE COMMUNITY

GCN membership guarantees the highest standard of customer service and safety. As part of our ongoing commitment to our customers, we do not promote any club outside of the Gaming Club Network.

All committee members at GCN clubs which accept members under the age of 18 hold valid CRB certificates. Committee members at GCN clubs aimed at those over 18 are not required to hold CRB certificates.

AVAILABLE TO ORDER

Every product in our ever-expanding range is available to order, and ordering them directly from Games Workshop ensures that you get exactly what you want, when you need it.

You can order ANY current Games Workshop product, including our Collectors Range, Bitz Packs, Specialist Games range and models that are exclusively 'available to order'. Whether you want to

place an order for the latest Bitz Pack or simply pre-order the latest miniatures, ordering directly from Games Workshop is quick and convenient. There are three main ways to get your hands on the latest products.



Wherever you see this symbol, that product is only available to order. This page has details on how to get hold of it.

1 ONLINE



Our online store offers a fast and convenient service that allows you to order anything from our entire range, and have it delivered straight to your door. Games Workshop online ensures that your order is just a click away, 24-7!

- Register for the Games Workshop website to gain personal recommendations, store products in your personal Gift List, save your favourite articles, access to the White Dwarf archive, receive your free monthly newsletter, and more.
- We aim to despatch all orders within **24 hours**, straight to your door, or FREE to the Hobby Centre of your choice.

www.games-workshop.com

2 HOBBY CENTRES



All of our Hobby Centres carry a large range of products, but there simply isn't enough space to stock the entire GW range – which is why we now offer web order points in all of our stores.

- The benefit of ordering in-store is that our expert store staff are on hand to advise you on your purchases.
- Don't forget – whether you order your miniatures from the in-store order point, or directly from our website, you can still choose to have them delivered to your local Hobby Centre free of charge!

See page 109 for the Store Directory

3 TRADE STOCKISTS



Games Workshop has a vast number of independent stockists across the globe who carry our most popular ranges. Some of these are Premium Stores, who offer a greater range of services and can place orders for you from our catalogue.

- To find a Premium Store near you that carries the entire GW range, just call our Customer Services team on +44 (0)115 91 40000, or log onto www.games-workshop.com

See page 109 for the Directory

WARHAMMER®



Orcs and Goblins

The rampaging power of the Waaagh! cannot be contained, not even by the mighty walls of our Hobby Centres – there are more Orcs & Goblins available to order. Whether you're looking for shields Bitz Packs to add variety to your Orc Boyz or a Goblin Big Boss to lead your horde, there are plenty to choose from. Here's a selection of what's available:



Wurrzag on War Boar

99060209133

£12.30, €17.50, 135dkr, 160skr/nkr, 50zl



Azhag the Slaughterer

99110209208

£51.25, €65, 500dkr, 630skr/nkr, 250zl

Whirling Death

As any Night Goblin Big Boss will agree, there's no such thing as too many Fanatics. This month we're releasing some classic miniatures with the return of Brian Nelson's four iconic Night Goblin Fanatics – ball and chain madness, 'ere we go!

Whirling Death

99110209212

£15.50, €19.50, 150dkr, 190skr/nkr, 75zl





ON SALE MARCH 5TH



DIRECT DEBIT SUBSCRIPTIONS

Get your first 3 issues for only £5!

A saving of more than 60% off the cover price. Hereafter your subscription will be just £9 every 3 months



- This means you effectively get a **FREE** issue every three months
- It is **the best way** to get White Dwarf
- Get access to the exclusive subscriber model every year. Check out this year's 'Ancestor One' below!
- Receive exclusive subscriber offers, like seminars and early tickets for Games Day
- **Most importantly, it guarantees you never miss another issue!**

01778 392 083

Call now to subscribe

Alternatively fill in the form below



Goggles down, flaps up and all that! 'Ancestor One' is the 2011 exclusive White Dwarf Subscribers' model.

☐ I would like to pay by Direct Debit
(I understand that £9.00 will be debited from my account every 3 months)

Originator's
Identification Number
388464

Instruction to your Bank
or Building Society to
pay by Direct Debit.



To the Manager (Bank Name)
Address
..... Postcode

Name(s) of account holder(s)

Branch sort code

Bank/Building Society

Ref No. (Office use only)

Signature(s)

Date

Banks and Building Societies may not accept Direct Debit Instructions for some types of account

Please pay Games Workshop Direct Debits from the account detailed in this instruction subject to the safeguards assured by the Direct Debit Guarantee. I understand that this instruction may remain with Games Workshop and, if so, details will be passed on electronically to my Bank/Building Society.

I would like to subscribe to White Dwarf beginning with issue: WD

Title Forename
Surname
Address
Postcode Country
Telephone (inc STD code)

The subscription is a gift for the person detailed below.

Title Forename
Surname
Address
Postcode Country
Telephone (inc STD code)

RETURN THIS FORM TO

White Dwarf Subscriptions Dept, West Street, Bourne, Lincolnshire, PE10 9PH

TERMS AND CONDITIONS: The guarantee is offered by all Banks and Building Societies that take part in the Direct Debit scheme. The efficiency and security is monitored and protected by your own Bank or Building Society, if the amount is to be paid or the payment date details change. Games Workshop will notify you 10 working days in advance of your account being debited or as otherwise agreed. If an error is made by Games Workshop or your Bank or Building Society, you are guaranteed a full and immediate refund from your Bank of the amount paid. You can cancel your Direct Debit at any time, by writing to your Bank or Building Society. Please also send a copy of your letter to us. Reply by 31/03/2011 to take advantage of this offer. Warner ref. WD-DD-075

WARHAMMER
40,000

GREY KNIGHTS



WHITE
DWARF™

ON SALE MARCH 26TH

