

INSIDE Tactics • Painting Guides • 2008 Sneak Peeks **GAMES WORKSHOP**

WHITE DWARF

GAMES WORKSHOP'S MONTHLY MAGAZINE

WD336

January 2008

WARHAMMER
40,000


WAAAGH! THE ORKS

White Dwarf goes green –
the Orks are on the rampage

WAAAGH!

WD336 JAN 2008 \$6 WWW.GAMES-WORKSHOP.COM





EDITORIAL



STUDIO WHITE DWARF TEAM

The White Dwarf: Grombrindal

Editor: Mark Latham

Staff Writer: Andy Hall

Designers: Matt Hutson, Christian Byrne

Assistant Designer: Glenn More

US EDITORIAL

Coordinator: Nicole Shewchuk

Designer: Stuart Spengler

CONTRIBUTORS

Dave Andrews, Bryan Barnes, Alessio Cavatore, Dave Cross, Jes Goodwin, Tom Hibberd, Andy Hoare, Rick Priestley, Neil Hodgson, Jervis Johnson, Mark Jones, Phil Kelly, Chad Mierzwa, Dominic Murray, Gavin Thorpe, Markus Trenkner, Matthew Ward and Stuart White.

WHITE DWARF REPROGRAPHICS

Sean Cutler, Kris Shield, Jim Shardlow, Madeleine Tighe and Zaff H-D.

ARTWORK

John Blanche, Alex Boyd, Paul Dainton, David Gallagher, Nuala Kinrade and Pete Borlace.

CITADEL DESIGN TEAM

Mike Anderson, Dave Andrews, Juan Diaz, Martin Footitt, Colin Grayson, Jes Goodwin, Mark Harrison, Alex Hedström, Neil Langdown, Aly Morrison, Trish Morrison, Brian Nelson, Seb Perbet, Alan Perry, Michael Perry, Dale Stringer, Dave Thomas, Tom Walton & Jonny Ware.

'EAVY METAL TEAM

Fil Dunn, Pete Foley, Neil Green, Joe Tomaszewski, Darren Latham, Keith Robertson, Anja Wettergren and Kirsten Williams.

GAMES WORKSHOP DIRECT SALES

store.us.games-workshop.com
Tel: 1-800-394-GAME Fax: 410-689-2330

GAMES WORKSHOP CUSTOMER SERVICE

1-888-CITADEL (1-800-248-2335)

GAMES WORKSHOP ONLINE

www.games-workshop.com

Printed in the USA at
Toof Commercial Printing

WHITE DWARF (ISSN 1532-1312) January 2008
No. 336 is published monthly by Games Workshop,
6711 Baymeadow Drive, Suite A, Glen Burnie,
Maryland 21060-6401 USA. For subscription service,
write to Games Workshop US Direct Services,
6711 Baymeadow Drive, Suite A, Glen Burnie,
Maryland 21060-6401. Subscription price is \$60.00
for 12 issues. Postmaster: Send address changes to
White Dwarf c/o Games Workshop
6711 Baymeadow Drive, Suite A, Glen Burnie,
Maryland 21060-6401. Periodicals Postage Paid at
Glen Burnie, Maryland, and additional offices.

GAMES WORKSHOP

From the depths of space they came; a green-skinned horde intent on conquest and anarchy!



Unless you're a lowly beardedling wazzok*, you'll undoubtedly have noticed that the Orks have returned to the pages of White Dwarf. Much as it irks me, the foul greenskins once more take up arms to carry war across the known galaxy, and you'll find all you need to know about the new Ork releases here! With tons of new miniatures from the Citadel forges, including the astonishingly good Shokk Attack Gun, Ork players will be celebrating this month.

But of course, just because the pages of White Dwarf are decidedly green this month, that doesn't mean that we've forgotten everyone else. Oh, no. Warhammer players will find a Tactics on flying creatures, written by none other than Loremaster, Gav Thorpe. Also, 'Eavy Metal's Anja Wettergren shows us how to paint a true classic of the Citadel Miniatures range – Eltharion – and you can see the stunning results on page 90. Fans of The Lord of The Rings strategy battle game can take a trip down memory lane on page 66, as we recount some favourite movie moments to inspire your battles. As this is the first issue of 2008, we're ringing in the changes, so on page 60 you'll get a sneak peek at some of the wonders being developed in the Studio – truly there are exciting times ahead!

* Khazalid for "foolish or gullible Dwarf".

Grombrindal, The White Dwarf

COPYRIGHTS Copyright © Games Workshop Limited 2008 excepting all materials pertaining to the New Line theatrical productions: The Fellowship of the Ring, The Two Towers, and The Return of The King which are © MMV/III New Line Productions, Inc. All Rights Reserved. The Watcher logo, The Lord of the Rings, The Fellowship of the Ring, The Two Towers, The Return of The King and the names of the characters, items, events and places therein are trademarks of The Saul Zaentz Company d/b/a Tolkien Enterprises under license to New Line Productions, Inc. and Games Workshop Ltd. All Rights Reserved. Games Workshop, the Games Workshop logo, 'Eavy Metal, Citadel and the Citadel device are either ®, TM and/or © Games Workshop Ltd 2000-2008, variably registered in the UK and other countries around the world. All Rights Reserved.

Games Workshop, the Games Workshop logo, Warhammer, Warhammer logo, Warhammer 40,000 Device, Double-headed/Imperial Eagle Device, 'Eavy Metal, Eldar, Tyranid, Kroot, Tau, Fire Warrior, Warmaster, Blood Bowl, Inquisitor, Epic, Citadel and the Citadel Device, Codex, White Dwarf, Golden Demon, Scatter dice, Slotta base, Space Marine, Space Marine Chapters and Space Marine Chapter logos and all associated marks, names, places, characters, faces and race insignia, illustrations and images from the Warhammer and Warhammer 40,000 universes are either ®, TM and/or © Games Workshop Ltd 2000-2008, variably registered in the UK and other countries around the world. All Rights Reserved.

SUBMISSIONS All material submitted to us for publication is only accepted on the assumption that the copyright in it is, by the very act of submission, unconditionally assigned by the author as beneficial owner and with full title guaranteed to Games Workshop Limited. We also retain the right to edit and/or amend all material as we see fit. So, if you do not wish to assign copyright in this way, please do not send us your submission. We're afraid we cannot work in any other way! Full details of our submissions policy can be found on our website at: www.games-workshop.com/legal.htm

CORRESPONDENCE We welcome comments about White Dwarf, Games Workshop games and Citadel miniatures. All letters except subscriptions and Mail Order should be addressed to: White Dwarf, Games Workshop, Willow Road, Lenton, Nottingham NG7 2WS.

Please mark your envelope clearly with the name of the game you are writing to us about. If you want a reply you must enclose a self-addressed stamped envelope (overseas readers should include IRCs). We receive an enormous amount of mail. We do read every letter but it may take a little time for us to reply to you, so please be patient!

You can find Games Workshop on the World Wide Web at the following Internet address:

www.games-workshop.com



Product Code: 13249999336
ISSN: 1532-1312



NEW LINE CINEMA
A Time Warner Company

Please be aware that Games Workshop products are usually sold unpainted and unassembled and the contents of any products may vary from those shown herein (for example, any banners shown may not necessarily be included). Pictures are used for illustrative purposes only. Due to certain legislation in the UK, Games Workshop is prohibited from selling spray paints and bladed equipment to persons under the age of 16. Further, certain Citadel products may be dangerous if used incorrectly and Games Workshop does not recommend them for use by children under the age of 16 without adult supervision. Whatever your age, be careful when using glues, bladed equipment and sprays and make sure that you read and follow the instructions on the packaging. Prices correct at time of going to press. Customers are advised to contact Games Workshop for current availability and current Games Workshop prices. Prices quoted are for products sold by Games Workshop through its own stores, catalogue or website. Independent retailers are responsible for determining their own prices.

20 WAAAGH! DA ORKS

WARHAMMER
40,000

22 DESIGN NOTES

Phil Kelly reveals why the new Warhammer 40,000 Ork Codex is "da best one ever!"

40 BATTLE REPORT: DA TALE OF TWO BOSSES

Ork Warbosses Brainbiter and Gitkillia are set to unite to form a mighty Waaagh! Can Tigrurus stop them?



WARHAMMER
TACTICA:
FLYING
CREATURES
Turn to
page 84



Find out how this
model was painted
on page 90.

ALSO IN THIS ISSUE...

02 NEW RELEASES

All the latest models from the Citadel forges.

16 NEWS

Quake in fear! The Vampires are coming...

60 DESIGN STUDIO: THE ROAD AHEAD

A look at what's coming up in 2008.

66 THE LORD OF THE RINGS: MOVIE MOMENTS

Inspirational scenes for your battle games.

74 NEW CITADEL RANGE

We ring in the changes to the Citadel range.

80 STANDARD BEARER

Jervis invites you to try a game or three.

84 WARHAMMER TACTICA: FLYING CREATURES

Introducing some low cunning for high flyers.

90 PAINTING MASTERCLASS: ELTHARION THE GRIM

The Warden of Tor Yvresse, step-by-step.

99 TOOLBOX

Plastic Cutters.

100 FRONTLINE

The latest events and activities near you!

114 ORDERING DIRECT

Fast, secure mail orders straight to your door.



ORKS



BRAND NEW CODEX


The Orks are the most widespread menace in the galaxy. They are brutish, greenskinned aliens, whose only wish is to fight – not out of necessity, but for the sheer joy of slaughter.

This 104-page Codex includes an exhaustive background section, a comprehensive forces list for all the troop types available to an Ork army, a full-colour hobby section, and the brand new Ork army list.

>>>TURN TO PAGE 22 TO FIND OUT MORE

This 104-page Codex contains all the rules and information you need to start collecting and gaming with an Ork force

CODEx: ORKS \$22
Product code: 60030103003
Written by Phil Kelly



ORK BIG MEK WITH SHOKK ATTACK GUN



The Shokk Attack Gun is a devastating Ork weapon that hurls Snotlings through the warp, sending them mad in the process. When they reappear, they are frenzied creatures, capable of bringing down the toughest of enemies – especially if they rematerialise inside an enemy's armour!



**This metal kit contains
1 Ork Big Mek with
Shokk Attack Gun**

**BIG MEK WITH
SHOKK ATTACK GUN**


Product code: 99110103105
Sculpted by Seb Perbet

\$25



Pictures for illustrative purposes only. Product contents may vary. Products sold unpainted and unassembled. Certain Citadel products may be dangerous if used incorrectly. Prices correct at time of going to press, please contact us for current availability and prices. Prices quoted are for products sold by Games Workshop through its own stores, catalogue or website. Independent retailers are responsible for determining their own prices.

ORK TRUKK



Trukks are designed to transport mobs of choppa-wielding Boyz into combat as quickly as possible. Each warband and clan will "kustomise" its trukks to reflect their own predilections. For example, A Goff vehicle will be functional, with a large crew compartment, while the Evil Sunz almost always have turbo-charged engines and a red paint job.



**This plastic kit contains
1 Ork Trukk**

ORK TRUKK**\$30**

Product code: 99120103012
Designed by Tim Adcock
and Dale Stringer




>>>TURN TO PAGE 28 TO SEE WHAT YOU GET ON THE NEW TRUKK FRAME



Pictures for illustrative purposes only. Product contents may vary. Products sold unpainted and unassembled. Certain Citadel products may be dangerous if used incorrectly. Prices correct at time of going to press, please contact us for current availability and prices. Prices quoted are for products sold by Games Workshop through its own stores, catalogue or website. Independent retailers are responsible for determining their own prices.

ORK WARBIKER MOB



**This plastic kit contains
3 Ork Warbikerz**


ORK WARBIKER MOB \$35
Product code: 99120103011
Designed by Seb Perbet
and Dale Stringer



Ork Nob on Warbike



Ork Warbiker



Ork Warbiker

>>>TURN TO PAGE 30 FOR A CLOSER LOOK AT THE NEW WARBIKERZ



Pictures for illustrative purposes only. Product contents may vary. Products sold unpainted and unassembled. Certain Citadel products may be dangerous if used incorrectly. Prices correct at time of going to press, please contact us for current availability and prices. Prices quoted are for products sold by Games Workshop through its own stores, catalogue or website. Independent retailers are responsible for determining their own prices.

ORK WEIRDBOY

Weirdboyz act as a focal point and conduit for the psychic energy that is generated whenever large crowds of greenskins gather on the battlefield.

**This blister pack contains
1 metal Ork Weirdboy**

ORK WEIRDBOY \$17
Product code: 99060103107
Sculpted by Dave Thomas



Ork Weirdboy

ORK PAINBOY

Ork Painboyz are happy to perform the most hasty surgery to get their patients back up and into the fray.

**This blister pack contains
1 metal Ork Painboy**

ORK PAINBOY \$10
Product code: 99060103108
Sculpted by Mark Harrison



Ork Painboy

Grot Orderly

ORK BOYZ



Ork Nob

**This plastic kit provides
enough components to
assemble 10 Ork models**

ORK BOYZ \$22
Product code: 99120103013
Sculpted by Seb Perbet & Brian Nelson



Ork Boyz with shootas

Ork with rokit launcha

ORK LOOTAS & BURNAS



Ork Meks are responsible for creating the most destructive weapons an Ork can lay his big green hands on. Whether it is the surprisingly sophisticated Burnas or the far louder, shoulder-mounted Deffguns, a Mek is never short of customers.



Ork Mek

This plastic kit provides enough components to assemble 5 Orks

ORK LOOTAS AND BURNAS
Product code: 99120103014
Sculpted by Seb Perbet

\$20

Kit allows you to build a Mek, and either 4 Burna Boyz or 4 Lootas – or a mixture of the two



Ork Burna Boyz



Ork Lootas



>>>SEE THE LOOTAS IN ACTION FROM PAGE 40

Pictures for illustrative purposes only. Product contents may vary. Products sold unpainted and unassembled. Certain Citadel products may be dangerous if used incorrectly. Prices correct at time of going to press, please contact us for current availability and prices. Prices quoted are for products sold by Games Workshop through its own stores, catalogue or website. Independent retailers are responsible for determining their own prices.



Pictures for illustrative purposes only. Product contents may vary. Products sold unpainted and unassembled. Certain Citadel products may be dangerous if used incorrectly. Prices correct at time of going to press, please contact us for current availability and prices. Prices quoted are for products sold by Games Workshop through its own stores, catalogue or website. Independent retailers are responsible for determining their own prices.

ORK TANKBUSTAS



This metal kit contains
5 Ork Tankbustas and
2 Bomb Squigs

ORK TANKBUSTAS \$25
Product code: 99110103106
Sculpted by Mark Harrison

ORK NOB WITH WAAAGH! BANNER

DIRECT ONLY



This metal kit contains 1 Ork
Nob with Waaagh! Banner

ORK NOB WITH WAAAGH! BANNER \$15
Product code: 99060103121
Sculpted by Dave Thomas

Tankbusta Nob

Tankbusta with
tankhammer



Tankbustas with rokket launchas



Tankbusta with rokket launchas

BOMB SQUIGS

AVAILABLE IN BLISTERS
ONLY FROM DIRECT

This blister pack contains
4 metal Bomb Squigs

BOMB SQUIGS TBA
Product code: 99060103124
Sculpted by Mark Harrison




ORK BATTLEFORCE



Ork Boy with rokket launcha



Ork Nob



This plastic kit contains:

- 20 Ork Boyz
- 1 Ork Trukk
- 3 Ork Warbikerz

ORK BATTLEFORCE

Product code: 99120103009

\$90



ORKS SPEARHEAD

Can't wait to get your hands on all the new releases for the Orks this month? Then look no further!

The Orks Spearhead set is available in hobby centers, independent retailers, or from Games Workshop Direct before the official release date. These sets are available in strictly limited numbers, so get 'em while you can!

This box set contains:

- 10 Ork Boyz
- 5 Ork Lootas or Burna Boyz
- 5 Tankbustas
- 2 Bomb Squigs
- 3 Ork Warbikerz
- 1 Ork Trukk
- 1 Ork Big Mek with Shokk Attack Gun
- 1 Ork Weirdboy

ORK SPEARHEAD

Product code: TBA

\$170



Ork Weirdboy



**LIMITED
AVAILABILITY**

THE LORD OF THE RINGS

STRATEGY BATTLE GAME™

"NO MAN CAN KILL ME" THE FATE OF THE WITCH-KING

These dynamic models depict the final moments of the Witch-king before Éowyn, Shield Maiden of Rohan and niece of King Théoden delivers the mortal blow, robbing the army of Mordor of their dark general. The loyal Hobbit, Merry, is also close by – together he and Éowyn stood firm against the Witch-king of Angmar and avenged the death of Théoden. With the Witch-king destroyed, the forces of good won the day.

Models can be mounted individually on 25mm round slottabases (included), or arranged on the special display base.



**DIRECT ONLY
EXCLUSIVE!**

Contains 1 metal
Fate of the Witch-king set

THE FATE OF THE WITCH-KING
\$22 Product code: 99111499072
Sculpted by Michael Perry



Pictures for illustrative purposes only. Product contents may vary. Products sold unpainted and unassembled. Certain Citadel products may be dangerous if used incorrectly. Prices correct at time of going to press, please contact us for current availability and prices. Prices quoted are for products sold by Games Workshop through its own stores, catalogue or website. Independent retailers are responsible for determining their own prices.

WARHAMMER®

ORCS & GOBLINS



The forests and dark places of the Warhammer world are full of all kinds of ferocious arachnids, the largest of which are often captured by Forest Goblin bosses, who ride the Gigantic Spiders to war, bringing dread both to their own troops and that of the enemy.


**DIRECT ONLY
EXCLUSIVE!**

**This metal kit contains
1 Goblin Warboss on
Gigantic Spider**

GOBLIN WARBOSS ON
GIGANTIC SPIDER


\$30

Product code: 99110209167
Sculpted by Juan Diaz &
Trish Morrison



Pictures for illustrative purposes only. Product contents may vary. Products sold unpainted and unassembled. Certain Citadel products may be dangerous if used incorrectly. Prices correct at time of going to press, please contact us for current availability and prices. Prices quoted are for products sold by Games Workshop through its own stores, catalogue or website. Independent retailers are responsible for determining their own prices.

CITADEL



CITADEL CATALOGUE 2008

The 2008 Citadel Catalogue is an indispensable full-colour showcase of the most finely sculpted miniatures in the world. Every model in this massive tome has been painted by the renowned 'Eavy Metal team.

Inside the catalogue you'll find details of the full range of models for Warhammer, Warhammer 40,000 and The Lord of the Rings, as well as all of Games Workshop's rulebooks, army books, codexes, terrain and hobby supplies.

This full colour, 416-page catalogue contains the entire range of Citadel miniatures

CITADEL CATALOGUE 2008
Product code: 60049999101

\$15



Pictures for illustrative purposes only. Product contents may vary. Products sold unpainted and unassembled. Certain Citadel products may be dangerous if used incorrectly. Prices correct at time of going to press, please contact us for current availability and prices. Prices quoted are for products sold by Games Workshop through its own stores, catalogue or website. Independent retailers are responsible for determining their own prices.


BLACK LIBRARY

Black Library publishes a range of novels and sourcebooks that delve deep into the worlds of Warhammer and Warhammer 40,000. These are available in many of our stores worldwide, as well as in bookshops in certain countries. However, if you are finding it difficult to get hold of any of these publications then go to the Black Library website, where books may be purchased directly.

www.blacklibrary.com



DEFENDERS OF ULTHUAN




Two brothers fight a desperate struggle against a backdrop of war as the Dark Elves launch a massive invasion of Ulthuan. Can the High Elves drive back their evil kin before unspeakable forces of magic are unleashed?

Replete with tales of sweeping battles, powerful magic and mighty dragons, this thrilling story is sure to delight all fans of epic fantasy.

DEFENDERS OF ULTHUAN \$7.99
by Graham McNeill
60100281040

DESERT RAIDERS




When an Imperial listening station receives a call for help from a far-flung planet, a regiment of Tallarn Desert Raiders is sent to investigate. The Imperial Guard find themselves locked in a desperate running battle with wave upon wave of Tyrannids.

Desert Raiders follows *Fifteen Hours; Death World* and *Rebel Winter* in a series of self-contained Imperial Guard novels.

DESERT RAIDERS \$7.99
by Lucien Soulban
60100181055

BLOOD BOWL: RUMBLE IN THE JUNGLE




The fourth novel in the popular Blood Bowl series that follows the rags to riches career of star thrower, Dunk Hoffnung and his team, the Bad Bay Hackers.

The Hackers set sail for the fabulous land of Lustria. In the steamy jungles, Dunk and his friends have to fight off zombies and lizardmen – and that's before they face off against the Amazons in the Tobazco Bowl!

**BLOOD BOWL:
RUMBLE IN THE JUNGLE** \$7.99
by Matt Forbeck
60100281040

THE IMPERIAL INFANTRYMAN'S UPLIFTING PRIMER – THE DAMOCLES GULF EDITION



Written in a zealous propaganda style, the Imperial Infantryman's Uplifting Primer has everything a Guardsman needs to see him through the rigorous tests he will surely face. Also featuring numerous sketches and diagrams to accompany the text, the Damocles Gulf edition of this perennial favourite is a must for all fans of Warhammer 40,000.

**THE IMPERIAL
INFANTRYMAN'S UPLIFTING
PRIMER – THE DAMOCLES
GULF EDITION** \$19.99
By Matt Ralphs
60040181019

FORGE WORLD

Forge World makes a huge range of resin kits and accessories. These include super-heavy battle tanks, Titans, upgrades for Games Workshop's plastic kits, scenery pieces and busts of some of our most popular characters. These products are intended for experienced modellers and are only available directly from Forge World.

www.forgeworld.co.uk



ELDAR AVATAR

This new finely crafted Eldar Avatar is dynamically posed, ready to throw the Wailing Doom in the form of a spear.


Model sculpted by Juan Diaz and Daren Parrwood.



AERONAUTICA IMPERIALIS

TACTICA AERONAUTICA

AERIAL COMBAT IN THE 41ST MILLENNIUM



TACTICA AERONAUTICA

This brand new expansion for Aeronautica Imperialis contains additional rules for ground installations and new aircraft, as well as weapon fits and upgrades for existing aircraft. It also details a campaign between Tau and Imperial forces on the world of Typha-IV, along with tactics for your aircraft and a hobby section.



**COMING IN
MARCH**

THE DEAD SHALL RISE

WARHAMMER

VAMPIRE COUNTS

From their castles and towers the Vampires, immortal rulers of the evil Undead, raise vast legions of Zombies and Skeletons to swell their immortal armies. Summoning dark creatures and ethereal beings from beyond the grave, they march across the Warhammer world intent on conquest.

When the forces of the Vampires march to war, the world trembles. Bound by the will of their dark lord, the Undead are a fell and mighty foe. They cannot be reasoned with, bribed or coerced. They know neither fear nor mercy. They need no sleep or warmth, neither drink nor wholesome sustenance and, as they march onwards, their ranks are swelled by the corpses and trapped souls of their former opponents. The legions of the living dead are terrible to behold.

Next month sees the launch of the latest edition of the Vampire Counts army book. This unspeakable tome features an expanded background section, chronicling the history of the Vampire Counts, from their mysterious beginnings in the Lands of the Dead through to the wars waged across the Empire by the von Carsteins. In addition, the new army list and bestiary will allow you to field monstrous warriors old and new, including the bestial Varghulf and nauseating Corpse Cart. New miniatures galore will accompany the release, and gamers will delight in the new range of plastic Skeleton Warriors, Dire Wolves, Ghouls and Grave Guard, as well as a host of new Vampire Lord models.

This March, fear incarnate stalks the Warhammer world...



Mannfred von Carstein is just one of the fantastic new character models out next month.



The new miniatures range is headed by a variety of metal Vampires and special characters.



The new plastic Skeleton Warriors are among the most intricate plastic miniatures we've ever released.



25 YEARS OF WARHAMMER

2008 is a very special year for Games Workshop, as it is the 25th anniversary of the launch of Warhammer! Yes, the game of fantasy battles is 25 years old, and we intend to celebrate.

Throughout the year, there will be a host of special promotions, parties and hobby events, sparking a global celebration of the Warhammer hobby. We can't tell you exactly what we have planned just yet, except that it'll be huge! Keep an eye out on these pages, and in GW Hobby Centres for more information.

New Community Development Blog

As part of our increasing involvement with the greater Games Workshop hobby community across the country, our Community Development team have put together a new web log that will act as an informal companion site to our Games Workshop website.

'Our existing site will still be the place to go to find out all about our great games, miniatures, hobby supplies, great hobby articles, event information, and event coverage.' Says Chris "Go-Go" Gohlinghorst of the new arrangement, 'The new, companion site will be the place to find out what events the Community Development team are heading to, what events they have just returned from, and musing from the team on the great diversity we have across our hobby community.'

This site will evolve over the coming months, adding a few new features as we go. Surf on by and check out the blog at: gwuscommunity.com




IRON HALO

Have you got what it takes?

Throughout January, February and March, Games Workshop Hobby Centres will be running a host of exciting events and activities that will give you the chance to earn your own Iron Halo!

Registration for events starts straight after Christmas, and the fun begins on January 12th. So get yourself down to your local Games Workshop Hobby Centre and join in the fun!



2008 Tournament Circuit

Starting in 2007 we kicked off the Games Workshop Tournament Circuit, a national tournament season that runs ostensibly from January to November each year. This circuit is a collection of events in which players can participate to score points toward national rankings. These events are premier gaming events around the country that feature great armies, gorgeous terrain, and exciting activities.

Though the tournaments will be part of the same circuit, each remains a discreet and independent event. The organizers of each tournament will set their own army points values, schedules, special rules, and the like. Thus, if you're not interested in the overall rankings, you can attend and simply have a great time over the course of a weekend. However, if you're interested in competing nationwide, that option is available too.

Thank you to all the participants this year that have given us some great feedback on how the Tournament Circuit has run. The improvements we've made have been a direct result of those ideas and suggestions. Next issue, we will unveil the full tournament circuit for the year. Be sure to check back to make your plans!

The Hall of Champions

After the tournament, the organizers will submit all the players' information and their point totals to Games Workshop, and the points will be tracked on the GW web

site. This way, anyone in the world can see how the players stand in the overall rankings! This section of the site will list names, Player ID Numbers, and total points for each game system. Next issue we'll be able to announce the winners from the 2007 season, but you can head to the website now to see them in their full glory.

Fully Supported

The 2008 Tournament Circuit will again be fully supported by Games Workshop but promises to integrate more of the fantastic events that you, the Games Workshop hobby community, know and love. There will be web and White Dwarf advertising, coverage, great prizes, and more! At GW-run events, look for fun side events, mini-tournaments, and more. We want the experience you get at one of these to be top notch!

See You on the Tournament Circuit

2008 is shaping up to be a great year for tournaments! We want to hear feedback from you on what you would like to see at the events. Feel free to contact the Community Development team at GWTournaments@games-workshop.com with your questions or comments. Be sure to keep your eyes on the GW web site and White Dwarf for all the latest news and information. We look forward to seeing you at an upcoming event.



Featuring exotic locales such as Las Vegas (shown above) and Chicago (below), there is sure to be a Tournament Circuit event happening near you!




How It All Works

To participate in the tournament system, players must register for a Player ID Number, which can be obtained by calling Direct Services at 1-800-394-GAME or by attending a GW-run tournament. Players participating in independent tournaments will have to call Direct Services prior to the event to obtain a Player ID Number. Players already have a Player ID Number from the 2007 Tournament Circuit may continue to use the same number and do not have to call for a new card.

Once players have their Player ID Numbers, they may register for tournaments as normal. As players check in at the start of each tournament, organizers will record the Player ID Numbers so that points will be awarded appropriately.

At the end of each tournament, players will score points based on how they finish overall in the event. There will be a standard set of points for most shows. However, these points may be adjusted depending on attendance and other factors. Points will be listed beforehand for each tournament in the event advertising.





WARHAMMER
40,000

WAAAGH! DA ORKS

This month, the Orks not only get a fantastic new Codex, but tons of new models including the shiny new Bikes and Trukks, too. We daubed White Dwarf writer Andy Hall in green paint, and sent him to infiltrate the Orks' lair...

22

Design Notes

White Dwarf talks to Codex: Orks author, Phil Kelly, about everything that's mean and green.

40

Battle Report

The Ultramarines make a pre-emptive strike against a combined force of Evil Sunz and Goffs.

Da Green Tide




The green tide is upon us! Orks are large, brutal and barbaric warriors, who live for the thrill of battle. They are the most warlike of all the xenos that the Imperium has encountered, and their number is beyond counting. Should they ever unite into one force then they could conceivably swamp the galaxy and all other civilizations in a deluge of carnage and constant war.

For their latest release, the Orks have been bolstered by loads of new stuff, as you'll see over the next few pages. We spoke to the Citadel Design Team's Chief Runtherd, Ted Williams, to find out more.

"The Orks fundamentally haven't changed – they are still very much in the style Brian Nelson developed a few years back – hulking, great monstrosities with jutting jaws," says Ted. "What we have done is look at the range. Previously there

have been a lot of plastic and metal 'hybrid' blisters, so this time around we've added far more value to the new Ork Boyz frame. There are some heavy weapons, Nob components and many other useful gubbinz. The Lootas and Burna Boyz are now on one frame, so we can retire the old hybrid blisters and devote that resource to another part of the range."

Under Ted's discerning gaze, top designer Seb Perbert has produced some fantastic new sculpts. "I particularly like the Lootas," says Ted. "In the past it has sometimes been hard to distinguish Ork heavy weapons – they got lost in the horde, so to speak, due to having their weapons hung low. What Seb has done is put the weapons onto the Orks' shoulders, placed in a cage-like rig that covers the whole of the upper back and shoulders. This makes the models distinctive and



instantly recognisable. The problem we've had with Ork shoulder-mounted weapons in the past is what to do with the 'spare' hand. The heavy weapon rigs give the spare hand a purpose, whether it's holding the frame in place, using a counter lever, racheting the ammo feed, or whatever."

Trukks and stuff

The Orks have always gone to war in ramshackle vehicles, knocked up by the Meks using whatever materials come to hand. This edition of the Orks is no different, and to help the greenskins in their air-polluting cause we've got new Warbikes and a brand new Trukk from the capable hands of Tim Adcock.

"We knew the Ork vehicles would define the new range, so we wanted them to look a bit special," says Ted. "For our first concepts, Tim looked at very early

American flatbed trucks. Once the basic design had evolved, it was just a case of making the Trukk customisable, ensuring that we had all the components that you could upgrade your Trukk with from the army list. What we wanted to get across was that Ork vehicles are ramshackle but not rickety, fragile things that could collapse at any moment – they are brutal vehicles, more than capable of carrying the greenskins to battle."

The new Ork Warbikes also encapsulate this aesthetic, being heavy, barbaric-looking motorised steeds on which the Ork Warbikers ride to war, while looking cobbled together with lots of "kustom" tech. "There's definitely a 'street racer' thing going on with the Warbikes," jokes Ted, "as each Ork rider tries to outdo his rivals with increasingly dangerous bits of kit and larger, more erratic engines."

Codex: Orks is a 104-page book containing:

- Massive background section, covering everything from the greenskin "Kultur" to gathering the Waaagh!
- Comprehensive forces section with rules, background, wargear and art for every Ork troop type and vehicle.
- Hobby advice for collecting and painting an army of Orks.
- Brand new, easy-to-use army list.

Bringin' back da Waaagh!

Along with all the great new models, the Orks have a swanky new Codex, full to the gunnels with background, rules and, of course, the all-important new army list. The author of this Orky classic in the making is none other than resident "alien guy", Phil Kelly. With Tyranids, Eldar and now the Orks under his belt, does Phil mind being Games Development's resident xenos-freak? "Not at all," says Phil. "I've found my niche and I'm happy to fill it. After all, the Space Marines need something to fight against, and it can't always be Chaos!"

Back to the Orks, and we're keen to know what's changed. "It's been a while since the last Ork Codex, so the greenskins have undergone quite an extensive refit. The previous Codex was functional but small, so a lot of the cool Ork background was left out due to necessity. Now we're up to 104 pages – in fact it's the largest Codex I've written to date – so we've got a nice big, chunky background section," says Phil. Back in the mists of time the Orks were fortunate enough to have three books on the go simultaneously. Veterans may remember them as Freebooterz, 'Ere we go and Waaagh! the Orks. "I still think the early Ork books contained some of the best background work we've ever done. I've been heavily inspired while writing the latest Codex and have tried to get as much of it into this edition as possible. Brain Boyz, the multifarious Squig species, Ork Clan histories – they're all back in the front section of the book where they belong!"

A big part of Ork "Kultur" has always been the numerous clans that somewhat define an Ork's behaviour and how they fight to an extent – although no matter

what clan an Ork comes from, he's still going wallop you with his choppa if you're in reach. "The previous Codex had a cursory nod to the clan structure of the Orks. But, as this was a big part of the early books I definitely wanted them back in, so there is a whole chapter on clans in the new Codex. What we didn't want to do, however, is straightjacket players with clan-specific units. The army list will allow you to flavour your force towards one clan or another, but at the same time there's nothing stopping you, for example, having Kommandos – traditionally Blood Axes – in a predominantly Goff force," says Phil.

Runnin' new roolz

With the background firmly in check, another major part of the project for Phil was looking at how the Orks worked in the actual game. "We've always portrayed the Orks as being a horde army, having masses of warriors that pour forward in a big green tide all shouting at the tops of their voices. Unfortunately that didn't always work so well on the battlefield and that's something we've really addressed in the new Codex. We wanted to make the horde army approach just as devastating as the background suggests," says Phil.

Phil has gone about making horde tactics viable in a number of ways. First, Orks are now a lot cheaper; a basic Ork Boy is 6 points – 3 points cheaper than a Slugga Boy from the previous Codex. "An Ork force should really outnumber their opponent two or even three-to-one," says Phil. To complement this, all Orks now have the Furious Charge special rule, which adds +1 to both a greenskin's Strength and Initiative on the charge.

>> continued on page 26

Stormboyz

Stormboyz are the shock troops of many Ork warbands. The rest of the ladz treat them with suspicion, as they are far too efficient and disciplined by the standards of any right-thinking greenskin.

Kommandos

Kommandos are seen as a bit un-Orky by their compatriots, but they are extremely useful on the battlefield. The Kommandos infiltrate forward to destroy gun emplacements, giving the rest of the ladz a better chance of reaching the enemy lines.

Lootas

Lootas are the most heavily armed of all Orks, because they steal the best weapons from everybody else!

Tankbustas

Tankbustas revel in the thrill of scoring a direct hit on a tank and seeing it explode. They're armed with tankhammers and Bomb Squigs to get the maximum bang possible.

Burna Boyz

Burna Boyz are dedicated arsonists, characterised by their welding masks and stripped-down flamers, which spray great gouts of oily flame.

Stormboyz



Kommandos



Lootas



Tankbustas



Burna Boyz



Shokk Attack Gun

One of the most deadly and downright bizarre weapons at a Mek's disposal is the Shokk Attack Gun. The gun has the capacity to open up a small warp tunnel, which is then aimed at an enemy. Snotlings, oblivious to the terrifying journey they are about to undertake, are sucked into the Shokk Attack Gun and out through the portal. Such is the trauma for the Snotlings that they emerge in an absolute frenzy, scrabbling, clawing, biting and defecating uncontrollably inside an enemy vehicle, their armour, or – by far the worst fate – even inside the enemy trooper's body!



Weirdboyz

Weirdboyz are the most psychically powerful of all Orks. They act as a focal point for the psychic energy subconsciously generated by their greenskin comrades. Weirdboyz resonate with the power of sheer Orkiness, and the more Orks there are nearby, the higher the charge held in their bodies.

"Furious Charge effectively replaces the Choppa rule," says Phil. "I've never been a fan of the Choppa rule, as it modifies an armour save, which goes against one of the design tenets of the Warhammer 40,000 game. Also, it was very effective against heavily armoured foes, like Terminators, but didn't make any real difference when facing, say, a Guardsman. This made the rule very counter-intuitive. Furious Charge gives a howling mob of Orks some punch on the critical first round of combat no matter which foes the Boyz are charging!" Thirdly, Phil has introduced a Waaagh! rule, very similar to the Warhammer equivalent. "Once per game an Ork player can sound a Waaagh!, meaning that all Ork infantry count as having the Fleet of Foot special rule for the turn. If declared at the right time in a battle, this will give the Orks that extra burst of speed to get into combat," explains Phil. The

Waaagh!, coupled with Furious Charge, makes an Ork horde extremely hard-hitting in close combat. Of course, to enter combat you've got to weather the storm of enemy firepower. Luckily, getting across the battlefield without running away is also easier now. "The final piece in the puzzle of getting Ork hordes to be viable is the Mob rule," adds Phil. "Ork psychology and morale is directly linked to the number of Boyz around them. We've represented this by allowing Ork mobs to have the same Ld value as the amount of Boyz in the mob. If your mob has more than ten models then it counts as being Fearless. This goes some way to reducing the perennial problem of Ork hordes in the past who had a tendency to run away rather than charge forward oblivious to the danger, as every greenskin should."

Whilst all this may be music to the ears of Ork players, is Phil not concerned that the green horde will now be nigh unstoppable? "Not at all," he says. "Yes, the greenskins have a healthy stat-line and will be cheap enough to outnumber their foe, but you have to remember that, with a few notable exceptions, Orks go to war in nothing more than a vest. The vast majority of Ork units have a 6+ armour save. So if you wound an Ork he's going to be removed from the table in most circumstances."

Oddboyz

It's not just the Boyz that have had a tune-up. "The Oddboyz are back!" says a grinning

Phil. Mekboyz, Painboyz, Weirdboyz and Warpheads all appear in the army list, and are up to their old tricks. For instance, adding a Painboy to a mob of Nobz gives them all the Feel No Pain special rule. Weirdboyz randomly generate a psychic power each turn, ranging from an extra Waaagh! to ZZap! – an incandescent beam of pure Orky psychic force with a 36" range, S10 and AP 2. Mekz can now be armed with the Shokk Attack Gun – a bizarre weapon that teleports Snotlings (literally) into enemies. "That's my favourite," says Phil. "I loved writing the chart for that. Because it's so random, some of the results are really powerful,

“Orks are brutal, alien monsters, but they're up for having a laff too!”

while others can be devastating for the Orks. When I'm explaining to people just how gross and potentially devastating it can be, the scenario I always use is of a Space Marine suddenly keeling over because a frenzied Snotling has just appeared inside him, frantically clawing at the lining of his stomach!"

More dakka!

With the Orks getting all the shiny stuff, it's possible to forget about their smaller cousins, the Grots – but you shouldn't rule them out. "Gretchin are still very much part of the Ork army. They've had an increase in Ballistic Skill, which makes them the best shots in the list, so they definitely have their uses," adds Phil. Speaking of shooting, with all the emphasis on horde armies and getting the Orks into combat as fast as possible, is a "shooty" Ork army still viable? "Oh yes," says Phil. "All Orks have access to some kind of firearm. They may not be very good shots but the Ork philosophy is, and always has been, that if you throw enough stuff at the enemy somebody's going to get hit!" A great example of this are the Flash Gitz, now found in the Heavy Support section; they are armed with the plasma-like Snazzgunz, which can be upgraded to S6 and a variable D6 AP. Then there's the Big Gunz – these Grot-crewed weapons have the potential to be devastating.

Phil's been working on the Ork project for quite some time and is rightly proud of the new Codex. Overall, what does he think he's brought to the new incarnation of the Orks? "For me, the real beauty of the project is being able to get that dark humour back in there. Orks are brutal, alien monsters, but they're up for having a laff, too!"

The Ork Clans

There are six major Ork clans that have spread from one side of the galaxy to the other, and each has distinct cultural preferences and behaviors.



Goffs

Goffs are the biggest, meanest and most brutish Orks in all Orkdom. They are bloodthirsty warriors, and consider themselves superior to the "cowardly" Orks from other clans who hang back to shoot when they could be running headlong into the thick of battle.

"Dey's da biggest an' ugliest wiv loadsa Boyz an' Nobz. Dey fights 'and-to-'and. None of dis sissy-stuff, 'anging back an' sneakin' like grotty Gretchin an' sniulin' Snotlins. No Uvver clan is as 'ard as da Goffs."



Bad Moons

The Bad Moons are the richest of all the Ork clans. This is because their "teef" grow faster than anyone else's, meaning that even the lowliest Bad Moon has a steady supply of wealth. The Bad Moons fulfil the role of a merchant class in Ork society, and have a reputation for showing off.



"Da Richboyz, and don't dey know it! Dey 'ave to spend it all on gear to fight off da uvver clanz wot wants to redurtribute dere welf a bit."

Blood Axes

The Blood Axes are seen by the other clans to be a bunch of untrustworthy gitz. They are the most unscrupulous clan, as not only do they sneak about the battlefield, but they will actively trade and parley with other alien races, and even humans, instead of simply fighting them!



"Honestly, sum ladz will do anyfink fer teef. Now, dere's Nufink wrong wiv dat, but hob-nobbin' wiv 'oomans, dat's diff'rent."

Deathskulls

The Deathskulls are plunderers without equal. They loot, borrow, scrounge and steal from friend and foe alike. The Deathskulls see battle as a two-stage process, often hurrying the killing part in an effort to speed along the scavenging spree that will follow.



"Da best lootas in da 'oonivers, dese is thievin' blighters wiv loadsa runts and grots runnin' about nikkin' stuff."

Snakebites

Snakebites shun technology and are considered a bit backwards by other Orks. As a result of their rugged lifestyle they are tough as old Squig-hide boots. They are experts in the field of breeding stock, and their Grots and Squigs are the fiercest in all of Orkdom.



"Dese Boyz liv in da dark age. Dey wouldn't even know 'ow to use a shoota if ya didn't show 'em."

Evil Sunz

The Evil Sunz are irresistibly attracted to fast vehicles and loud noise. They have an ungovernable desire to careen around the battlefield at great speed, ploughing into the ranks of the enemy before racing off to cause more carnage elsewhere.



"Dey like ta go fast. Dat's why they 'ave so many jalopies 'an paint dem all red. Everywun knows dat red wuns go faster!"


Ork Trukkk


No two Ork Trukks are the same and the new kit has been designed to be extremely "kustomisable".



Example of completed Trukkk.


1	Rear cab panel	35-36	Wrecking ball
2	Cab panel	37-38	Boarding planks
3	Radiator	39-40	Chain winch
4	Lower rear cab panel	41-42	Roll bar
5	Windscreen	43	Fan belt
6	Bumper	44	Nitro tanks
7-8	Chassis	45	Gear stikk
9	Treadplate	46-47	Crew torsos
10	Fuel tank	48-49	Crew heads
11	Front cab panel	50-51	Cab side bars
12	Trukkk bed	52	Front drive shaft
13	Cab floor	53	Shoota mount
14	Front armour plate	54-55	Plank pivots
15-16	Engine block	56-59	Shoota cupola
17-20	Side armour	60	Driver feet
21-25	Small armour plates	61	Ammo box
26-27	Exhaust	62	Small plate
28-29	Axles	63	Shoota pivot
30	Headlamp	64	Rear drive shaft
31	Engine exhaust	65	Wrecking ball winch
32	Stikkbombz	66	Steering column
33	Front axle	67-70	Crew arms
34	Rear exhaust	71	Shoota sight
		72-83	Wheels





Ork Warbike

For an Ork, a Warbike is not only a prestigious status symbol, but also a direct conduit to the adrenaline-rich thrill of speed.





52



53




54




61



62



63



64



55



57



59



56



58



60



65



68



71



66



69



72



67





70



73

- | | |
|-------|----------------|
| 1-5 | Heads |
| 6-9 | Torso |
| 10 | Legs |
| 11-15 | Left arms |
| 16-18 | Right arms |
| 19-20 | Nob power claw |
| 21 | Big choppa |
| 22-25 | Fairings |
| 26-28 | Shoulder pads |
| 29-32 | Blades |
| 33-38 | Wheel covers |
| 39-42 | Ammo cases |
| 43-45 | Handle bars |
| 46 | Grot head |
| 47 | Grot body |
| 48 | Boss pole |
| 49-51 | Shoota ammo |
| 52-54 | Front wheels |
| 55-60 | Bike chassis |
| 61-62 | Shoota |
| 63-64 | Big shoota |
| 65-70 | Worky bitz |
| 71-73 | Exhausts |



Speed Freeks

The new Ork Codex allows you to field an army replete with greenskinned killing machines that can move 24" or more in a single a turn. Phil Kelly gives us the lowdown on just such a force.

HQ
1 Warboss Gitkilla
 with big choppa, twin-linked shoota and bosspole. 75

ELITES
2 3 Nobs
 with Warbikes, 2 big choppas and a power klaw. 170

3 5 Nobz
 with 2 twin-linked shootas, Waaagh! Banner, power klaw, ammo runt, and bosspole. 158

Trukk
 with red paint job, wreckin' ball, ram, armour plates and boarding plank. 70

TROOPS
4 10 Ork Boyz
 with slugga and choppa. Includes Nob with power klaw and bosspole. 100

Trukk
 with red paint job, wreckin' ball, ram and armour plates. 65

5 10 Ork Boyz
 with slugga and choppa. Includes Nob with slugga, choppa and bosspole. 75

Trukk
 with red paint job, wreckin' ball and armour plates. 60

Phil: I firmly believe that one of the coolest parts of the gaming experience is zooming vehicles about the place. Yes, and making the accompanying noises; in for a penny in for a pound, as they say. Speed Freeks are the undisputed kings of the bum's rush, able to field more vehicles and close in faster than any other race. Sure, the enemy may get lucky and shoot down half of your wagons before they get to the front line, but the deadly cargo in the other half will soon wipe the smile off his face just in time, as passengers from the destroyed Trukks catch up and join the fray.

A The force above hinges around a hard core of truckers – relatively small units of Ork Boyz riding to war in an upgraded Trukk. A decent Speed Freeks force should have at least three of these units. If you have several

Trukk units, your tactic should be to boost across the table at top speed and park within about 12-18" of the enemy. That way, if the enemy destroys your Trukk, the Boyz can disembark and be in range for an assault next turn, perhaps using the wreck as cover in the meantime. A lot of the army's anti-tank ability comes from the wrecking balls mounted on the Trukks. Just think "demolition derby" and you won't go far wrong.

B The force is led by a Warboss armed with a big choppa and twin-linked shoota, who can give your Trukk Boyz units that extra bit of punch in close combat. A bargain at 75 points, he allows you to take even more vehicles and rank-and-file greenskins to ensure that you outnumber the foe.



A The army's first Fast Attack slot is used on a unit of Warbikerz, including a Nob armed with a power claw. This unit excels against other horde armies due to its dakkaguns – think big shootas with a shorter range, but twin-linked. It is also very capable of mixing it up in close combat due to the Warbikers' high Toughness and devastating charge – that power claw comes in useful for ripping open enemy tanks in close combat, too. The other Fast Attack choices are used to field Warbuggies, Wartrakk and Skorchas. These add some much-needed firepower to the army so it can suppress the enemy as the truckers close in.

D It is always a good idea to have some heavies lurking around to claim

objectives and stop enemy units from outflanking your Orky spearhead. That's where the Deff Dread and Killa Kans come in. They are relatively cheap but fully capable of stomping flat anything that comes within 12" of them, laying down a hail of fire support in the meantime!

E The army's elites come in the form of units of Nobs. One is used in exactly the same way as the Trukk Boyz, storming forward and getting into close combat on Turn 2. The other unit of Nobz is mounted on Warbikes. Try using them to tear open a tank skulking at the rear of the enemy force (even the Nobz with the big choppas are S8 when they charge), or ripping apart the enemy's elites before they get to launch a charge of their own.

6 12 Ork Boyz with slugga and choppa, plus one big shoota. Includes Nob with slugga, choppa and bosspole.

92

Trukk with red paint job, wreckin' ball, ram, boarding plank, armour plates.

70

FAST ATTACK

7 2 Warbuggies with twin-linked rokket launchas and red paint jobs.

80

8 6 Warbikes includes Nob with power claw and bosspole.

190

9 3 Wartrakk 2 twin-linked shootas and 1 skorch.

110

10 HEAVY SUPPORT Deff Dread with big shoota and rokket launcha.

90

11 2 Killa Kans one with big shoota and one with rokket launcha.


90

TOTAL 1500






Painting Orks

'Eavy Metal's Fil Dunn shows us how the team painted the Studio Goff army.





Ork Faces



-  **Skin:** Orkhide Shade
-  **Teeth:** Scorched Brown
-  **Eyes:** Blood Red



Give the Ork's skin a basecoat of Orkhide Shade, the teeth a coat of Scorched Brown, and pick out the eyes with Blood Red.



-  **Skin:** Knarloc Green
-  **Teeth:** Graveyard Earth



The Ork flesh is given a mid-tone layer of Knarloc Green, while the teeth are given a layer of Graveyard Earth.



-  **Skin:** Goblin Green
-  **Teeth:** Bleached Bone


Next, paint the flesh with Goblin Green, leaving the darker tones visible in the recesses. The teeth are given a highlight layer of Bleached Bone.




-  **Skin:** 50% Goblin Green
50% Bleached Bone
-  **Teeth:** Skull White

For the final highlights, the skin was given a layer of a 1:1 mix of Goblin Green and Bleached Bone. The teeth were finished with Skull White.


Checks



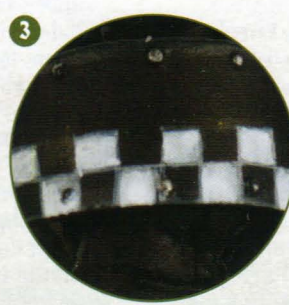
-  **Lines:** Fortress Grey


Using a Fine Detail brush, create a square grid on the relevant part of the model with Fortress Grey.




-  **Checks:** Fortress Grey


Fill in alternate squares with Fortress Grey, it doesn't have to be very neat – imagine that an Ork or Grot has painted it!



-  **Checks:** Skull White

Highlight the Fortress Grey-filled squares with Skull White.



-  **Chips:** Mithril Silver

Add small flecks of Mithril Silver to represent chipped armour.



Nob



Mega-armoured Nob



Burna Boy



Ork Boy



'Ard Boy




Warboss

Dags



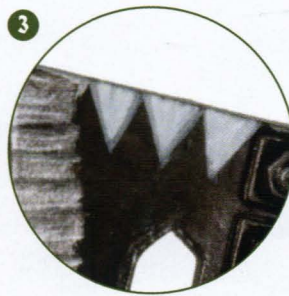
1 Lines: Fortress Grey

With a Fine Detail brush, outline a repeated triangular pattern along the edge of the part of the model you wish to decorate.




2 Pattern: Fortress Grey

Fill in the triangular dag pattern with Fortress Grey.



3 Pattern: Skull White


Highlight the dags with Skull White. Try to keep the grey outline visible, although you don't have to be too neat.



4 Chips: Mithril Silver

Paint on chips and scratches with Mithril Silver.

Metal



1 Base: Boltgun Metal

To get a patchy, dark metal look for the Ork weapons, start with a basecoat of Boltgun Metal.



2 Wash: Chaos Black

Apply a wash of Chaos Black all over the metal areas to dull it down and provide shading.



3 Highlight: Mithril Silver

When the wash has dried, apply a liberal highlight of Mithril Silver to the prominent edges.



The finished Ork. All of the models on this page make use of the same techniques and palette.

WARHAMMER
40,000

JOIN THE

A great, green tide of energy has been unleashed as the Orks claw their way back to the top of the scrap heap! There are loads of great events going on this January, all designed to help you get your Christmas gifts on the tabletop, ready for lots of action!



<http://us.games-workshop.com/news/events/>

WAAAGH!



Iron Halo Registrations

12/26/07 - 01/12/08

From just after Christmas until January 12, 2008, our Hobby Centers will be taking registrations for all the Iron Halo hobby-centric events they have running in-store until the end of March. Be sure to get stuck in, learn a few new hobby tips, and earn yourself an Iron Halo!

The WAAAGH Begins!

01/12/08

Saturday January 12, 2008 will see the biggest release of greenskins ever in your local Hobby Center. With all that manic Orky energy floating around you won't be able to resist the lure of battle! Ready yourself for an Apocalyptic battle featuring the Orks against their most hated enemies, pretty much anyone else. This battle is just a precursor for the wild battle we have scheduled for Saturday February 16. Battle sizes and times will vary by store so make sure you check in with the staff for more details.

Iron Painter: Ork Battleforce!

01/12/08 - 01/20/08

As part of the Ork festivities, our Hobby Centers will also be running a 40K Battleforce Painting Competition! The rules are simple: purchase a 40K Battleforce of your choice on Saturday, January 12 10 or Sunday, January 13, assemble and paint it all in a week, and bring it back to the Hobby Center by 3 p.m. for final judging on Sunday, January 20. The winner will be judged by the staff and customers, announced at 5 p.m. and will win a great ORK artwork print!

Best WAAAGH Banner Competition

01/12/08 - 02/03/08

Every Ork Warboss needs a Waaagh Banner, so get building! From Saturday January 12 until Sunday February 3, our Hobby Centers will also be running a Best Waaagh! Banner Competition! The rules are simple: convert a Nob carrying a Waaagh! Banner, paint him up, and bring it back to the Hobby Center by 3 p.m. for final judging on Sunday, February 3. The winner will be judged by the staff and customers, announced at 5 p.m. and will win a great ORK artwork print!

Pre-Order Your Vampire Counts!

01/26/08 - 02/20/08

Our new-style Army Preview boxes have proved very popular. The Vampire Counts Preview Army Box will be no different. Packed full of all the new models, it's your chance to get o hold of these cool miniatures two weeks or more before they're released. Come in on Saturday January 26 to get your Pre-Order in early!

Orky Terrain Building!

02/02/08 - 02/03/08

Orks are all about making do and getting by on what they've got close at hand, and their buildings really are the best place to see that. Come in to our Hobby Centers over the weekend of Saturday February 2, and Sunday February 3, to join in on some great terrain building sessions. Pick up a Cities of Death building, hack it up, add some great gubbinz left over from your Trukk boxes and you could have a great Ork hovel or a grandiose Big Mek's workshop! Don't forget, Sunday February 3 is also the day the Waaagh! Banners will be judged.

Call your local Hobby Center for details!

EVEN MORE IN-STORE!



Games Workshop Stores

Retail stores! Hobby Centres! Shops! Palaces of fun! – call them what you will (perhaps not the last one) – there's no doubt that a Games Workshop store is central to the hobby experience for most of us.

And that's because Games Workshop stores are unique. In addition to having all the latest releases, a huge range of Citadel miniatures, rules and paints (all the things you'd expect of a more traditional shop) our stores give you a couple more things. The first is providing our legendary customer service – if you've got a problem, they're the guys to fix it (unless, of course, it's of a medical nature, in which case a doctor might be a better bet). The second thing is all the additional services they offer. As well as somewhere to buy your models, they're also a fantastic source of advice, activity and all-round hobby enthusiasm.

Painting

A painted model is a thing of beauty. A well-painted one doubly so. It is a scientific fact that unpainted models result in bad dice rolls and the derision of your mates. But not all of us are born to wield a brush with the skill of Michaelangelo, Rolf Harris or an 'Eavy Metal painter. Recognising this fact, our retail stores offer regular painting lessons, clinics and tutorials designed to help you either learn to paint or improve your skills and techniques, making sure your models need never again appear wearing just their undercoat.

Modelling

Sticking, sawing, clipping and gluing. Everyone has to do it, but we're not all great at it. Enter the humble Games Workshop store and you'll be guided from ham fisted super-glue novice to the lofty heights of conversion ninja by our enthusiastic staff. Before you know it you'll be modelling like a true master.

Gaming

It is a common misconception that staff in our shops do nothing but play games all day, every day. This is of course rubbish – they get some days off and we have to let them stop for lunch by law. Apart from that, what they actually get to do is show you how to play our games all day every day. So whether you've just got your first game for Christmas, or have been playing since *Rogue Trader* (Younger readers: ask your dad – *Grombrindal*) you're guaranteed to receive top notch gaming advice in your local Games Workshop store.

So with all that on offer, what are you waiting for? Get yourself down to your local Hobby Centre today!



IRON HALO

**HAVE YOU GOT
WHAT IT TAKES?**

**EARN YOUR
IRON HALO**

REGISTRATION BEGINS AFTER CHRISTMAS

Da Tale of TWO BOSSES



WARHAMMER
40,000

Battle Report

In this month's battle report, the Ultramarines execute a pre-emptive strike against a growing Ork Waaagh! Can Tigurius rid the Imperium of yet another devastating greenskin invasion before it has truly begun?

The sector of space known as Charadon lies close to the stellar boundaries of Ultramar. Charadon has constantly been a thorn in the Ultramarines' side, as it has been riddled with Orks for as long as even the most venerable of the Chapter's Dreadnoughts can remember.

Since the rise of Chief Librarian Tigurius to the upper echelons of the Ultramarines Chapter, the Orks of Charadon have been consistently stymied, and potential Waaaghs! brought low before they could gain any momentum. Each time, through wise counsel, bitter experience and prescient vision, Tigurius has managed to identify potentially powerful Ork Warlords and eliminate them before a Waaagh! can build.

Meanwhile, on an arid backwater planetoid, Goff Warboss Bigtoof Brainbiter and Evil Sunz Warboss Gitkilla were having a bit of a scrap. What started as a race around their large Ork settlement quickly escalated into a fight. The Orks split into their clan allegiances and a full-blown battle overtook the whole shantytown. As the brawl headed to its climax and both Warbosses were poised to decapitate each other with their chopas, the sky lit up and blue Drop Pods began to fall from the heavens. The two Warbosses met each other's gaze and both sprouted big, toothy grins, turned to their respective Boyz and hastily set about organising their forces for the battle to come.

This, then, is the scenario for our battle report. Tigurius has divined that one or both of the Warbosses will one day gather

a massive Waaagh!, leading the Orks of Charadon to make war against the Imperium. Tigurius, accompanied by a force of Space Marines, has arrived to destroy both Warbosses before the Waaagh! can gather momentum.

Phil Kelly, author of *Codex: Orks*, will be taking control of the Goff and Evil Sunz alliance while Space Marine veteran, Matt Hutson, will be commanding the Ultramarines attack. We set the table up to represent the outskirts of the Ork settlement, with the Space Marines arriving upon the boundary just as the Orks have gathered their force. The mission being played was a Gamma-level Recon, the aim being to get scoring units into your opponent's 15"-wide deployment zone.

Phil deployed his large green force across the length of the table, with a rough split of the Goffs in the northeast and the Evil Sunz in the northwest. Warboss Bigtoof Brainbiter stood proud amongst the large mob of Slugga Boyz in the centre of the west flank, while Evil Sunz Warboss Gitkilla was already mounted in his Trukk on the far east flank.

Knowing that he would be seriously outnumbered, Matt deployed cautiously. His Scout sniper squad set up at the peak of the central hill, with the other Space Marine squads deployed around the hill's base. The Predator Annihilator and Destructor were positioned on the west flank, as was Tigurius, who was facing the Goff Warboss and his Slugga mob across the ramshackle barriers of the Ork encampment. It's time for a rumble...

Mission: Recon

Both sides are attempting to punch through the enemy lines to establish forward positions and probe the opposition's strength in preparation for a major attack.

Objective:

Enemy Lines

Both players must attempt to get units into the enemy deployment zone and overrun their lines. The deployment zones extend 15" from the long board edges. Victory Point rules are used in the Gamma level mission.


Gamma Level Rules:

Infiltrate, Deep Strike, Dusk & Dawn, Victory Points.

Set-up:

Players take it in turns to place one unit at a time in their deployment zone. No unit may be deployed within 24" of the enemy or more than 15" from their own table edge.

A roll was made to see whether it was dawn or dusk – it was neither. A further roll was made to see who got the first turn, which Phil won.



Ere We Go

Phil Kelly's Ork force is an alliance between two rival clans: the Goffs and the Evil Sunz.

GOFFS

HQ

- 1 Warboss Bigtoof Brainbiter**
with big choppa and Attack Squig.
80 points

- 2 Big Mek Magstak**
with Shokk Attack Gun.
95 points

ELITES

- 3 Tankbustas**
including Nob, tankhammer and 2 Bomb Squigs.
125 points

- 4 Lootas**
120 points

TROOPS

- 5 Meganobz Trukk**
with red paint job and ram.
165 points

- 6 25 Ork Boyz**
with sluggas and choppas, plus 2 rokkit launchas. Includes Nob with power klaw and bosspole.
210 points

- 7 20 Ork Boyz**
with shootas and 2 big shootas. Includes Nob with power klaw and bosspole.
170 points

- 8 10 Gretchin**
with Runtherd.
40 points



Phil: What's better than fielding an army of the brand new Orks in their inaugural battle report? Fielding two Ork armies, of course. Courtesy of a cool back story I get to pick both an Evil Sunz army and a Goff army, and will be keeping a tally as to who can kill the most Space Marines over the course of the game. Ace!

So what are my weapons of choice against Matt's finely balanced Ultramarines strike force? Ghazghkull's high points cost made his inclusion tricky, so I went for a pair of cheap Warbosses instead. The Goff Warboss will be accompanied by some Meganobz as a bodyguard (these power-klaw toting hard cases count as Troops if you choose a Warboss) and two huge units of Ork Boyz as the backbone of the force.*

With the basics covered, I can afford to spend some points on some of the Ork wonder weapons (it's a wonder when they actually hit something). First up was a Big Mek with a Shokk Attack Gun, a consummate Space Marine-killer due to its large template and AP2. Big Mek's work well in tandem with Lootas. The Lootas can chuck out a hell of a lot of firepower (a full squad of 15 can theoretically fire 45 Strength 7 shots if they roll well), are great at finishing off a squad that the Shokk Attack Gun has mauled, and give the vulnerable Big Mek some cover into the bargain. They will be invaluable if Matt decides to Rhino-rush his way across the table, because their deffguns are great against lightly armoured vehicles.

* For the record, if a full squad of Ork Boyz gets to charge, it can chuck out 120 (yes, one hundred and twenty) attacks, all at Strength 4 or better. Stick that in your power armour and smoke it!



EVIL SUNZ

HQ

1 Warboss Gitkilla

Big choppa, twin-linked shoota and bosspole.

75 points

TROOPS

2 10 Ork Boyz

with slugga and choppa, plus big shoota. Includes Nob with power claw and bosspole.

Trukk

with red paint job and wreckin' ball.

155 points

3 10 Ork Boyz

with slugga and choppa. Includes Nob.

Trukk

with red paint job and ram.

120 points

4 10 Ork Boyz

with slugga and choppa.

60 points

FAST ATTACK

5 2 Warbuggies

with twin-linked rokket launchas and red paint jobs.

80 points

6 3 Wartrakks

with twin-linked shootas, 1 skorchas.

115 points

7 7 Warbikers

including Nob with power claw.

210 points

HEAVY SUPPORT

8 Deff Dread

with big shoota and rokket launcha.

90 points

9 2 Killa Kans

with big shoota and rokket launcha.

90 points

GRAND TOTAL 2000

Heavy armour is more of a problem for the Ork horde, though, which is why I consider a unit of Tankbustas an absolute must. These rokket launcha-equipped Boyz are the big game hunters of the Ork world, and excel at busting tanks (surprise!), especially if they get in range to launch a Bomb Squig or two at the enemy. They will follow the big mobz into battle, with a big stompy Deff Dread and a pair of Killa Kans in support to deter any counter-assaults, and a Grotz mob to bolster my numerical advantage even more.

Once the footsloggers were covered, it was high time I paid for some wheels. I wanted to put pressure on the Ultramarines gun line from the very start, and so I took a Trukk for my Meganobz and two more Trukks for my Evil Sunz Boyz. I gave them wrecking balls, too, so that once they had dropped the Boyz off they could get stuck

in with some vehicular close combat – smashing great big dints into those pristine Ultramarines vehicles does appeal to the greenskin in me!

The Evil Sunz flanking force is led by a unit of the splendid new Ork Warbikes – excellent all-rounders and very fast indeed. Next, I turned my attention to the Wartrakks and Warbuggies, adding twin-linked rokket launchas and red paint jobs wherever I could afford the points. Before I knew it, I had myself an Evil Sunz army – not quite as hitty as the Goffs, but a hell of a lot faster. With a bit of luck, I'll be in Matt's deployment zone before he knows what has hit him. Whilst he's concentrating on my first wave, the main bulk of the greenskin army will close in for the inevitable kill...

That being said, Matt is an experienced player, so this may well be a close one.



Known as the "Alien Guy" within the Design Studio, Phil is an expert commander in Xenos warfare. As the Codex author, he's out to prove that the Orks are no pushovers.

Ultramarines

The Emperor's finest, led by Tigurius, must slay the Ork Warbosses to prevent a future Waaagh!

HQ

- 1 Tigurius, Chief Librarian of the Ultramarines** with Rod of Tigurius, bolt pistol, Hood of Hellfire, frag grenades and krak grenades.

165 points

- 2 Chaplain Octavius** Reclusiarch with master-crafted crozius arcanum, bolt pistol, frag grenades, melta bombs, Terminator Honours, jump pack.

142 points

TROOPS

- 3 Space Marines Tactical Squad 1** Sergeant with bolt pistol and chainsword, 1 Space Marine with flamer, 1 Space Marine with missile launcher, 6 Space Marines with bolters. All have frag grenades.

160 points

Rhino with storm bolter and smoke launchers.

53 points

- 4 Space Marines Tactical Squad 2** Sergeant with bolt pistol and chainsword, 1 Space Marine with flamer, 1 Space Marine with missile launcher, 7 Space Marines with bolters. All have frag grenades.

176 points

Rhino with storm bolter and smoke launchers.

53 points

- 5 Space Marines Tactical Squad 3** Sergeant with bolt pistol and chainsword, 1 Space Marine with flamer, 1 Space Marine with missile launcher, 7 Space Marines with bolters. All have frag grenades.

176 points

Matt: So it falls to me (and the Ultramarines) to stop the latest Ork Waaagh! from engulfing the galaxy.

Fighting Orks is quite straightforward, really – shoot them a lot and don't let them assault you en masse! The problem is that there are usually twice as many of them, meaning that they tend to hit you in waves. No sooner have you slaughtered one mob of Boyz than another one is right behind them – the phrase "plenty more where they came from" definitely applies to Orks. So if you want to stop them, make sure you have plenty of firepower backed up by some close combat units that can react quickly to where the Orks look most likely to overwhelm your lines.

With this in mind I set about designing a Space Marine force with as many bolters in it as possible. For the core of the army I went for three maximum-sized Tactical

Squads in Rhinos, each equipped with a missile launcher to help deal with any Trukks or Kanz, and a flamer for when the Orks get too close to my thin blue line.

To lead the force, I selected Chief Librarian Tigurius. I chose him mainly because of his background of being an expert at fighting Orks, which I thought was very characterful. He also happens to be a rock hard Space Marine Librarian, with some tasty psychic powers at his disposal. I chose Veil of Time, which allows him to make any number of re-rolls, and Fury of the Ancients because of its unlimited range and D3 Strength 5 hits.

With the compulsory choices filled, I moved on to selecting some Heavy Support. Past experience of fighting Orks has taught me that they struggle against heavily armoured tanks, so I chose three of them. Vindicators are good against pretty



Rhino
with storm bolter and
smoke launchers.

53 points

6 Scout Squad
Sergeant with sniper
rifle, 3 Scouts with
sniper rifles, 1 Scout
with missile launcher.

95 points

FAST ATTACK

**7 Space Marines
Assault Squad 1**
Veteran Sergeant with
power fist, bolt pistol
and combat shield. 2
Space Marines with
plasma pistols, 7 Space
Marines with bolt pistols
and chainswords. All
have frag grenades and
jump packs.

265 points

**8 Space Marines
Assault Squad 2**
Veteran Sergeant with
thunder hammer and
bolt pistol, 2 Space
Marines with plasma
pistols, 7 Space Marines
with bolt pistols and
chainswords. All have
frag grenades and jump
packs.

276 points

HEAVY SUPPORT
9 Vindicator
with extra armour.

130 points

10 Predator Destructor
with autocannon and
heavy bolter sponsons.

110 points

11 Predator Annihilator
with twin-linked
lascannons and
lascannon sponsons.

145 points

GRAND TOTAL 1999

much everyone, mainly due to the size of the template they fire. This tank is perfect for guarding my flanks, as just the mere threat of the Vindicator is enough to turn large parts of the tabletop into a no-man's land. Against Orks, I consider the Predator Destructor an essential choice. Its autocannon and heavy bolters are perfect for taking out lightly armoured Trukks and Warbikes as well as swathes of Ork boyz. For my final Heavy Support choice I was tempted to take another Predator Destructor, but in the end I settled on a Predator Annihilator – its multiple lascannons will be useful for picking off the Killer Kanz I was sure Phil would be bringing along.

Back to the plan – next on my list were some rock hard close combat troops, fast enough to plug any holes in my lines. Two 10-man Assault Squads led by a Chaplain

will be well able to fill this role. With each squad capable of putting out 30 Attacks when they charge, they should be able to make a mess of Ork mobs of any size. When accompanied by a Chaplain they are even better, as you get to re-roll any missed hits. Even if they are charged, they still get to fight first against Orks due to their higher Initiative values.

To finish off, I've selected a unit of five Scouts armed with sniper rifles and a missile launcher. The sniper rifles may come in handy for pinning small units of Boyz, while the missile launcher can be put to a variety of uses.

The force I have picked is quite balanced and should be able to hold its own no matter which mission we play. It is actually quite a manoeuvrable force for missions such as Recon, while it's solid enough to hold objectives.



Matt's worked on every issue of White Dwarf since January 1999, serving under four temperamental editors. He's either a heroic Longbeard, or a glutton for punishment!

Let's Get 'em Ladz

The Orks begin by charging forward, before following up with a surprisingly impressive Shooting phase.

Turn 1

Annotations

- A** The Tankbustas fired their rokkits at Tactical Squad 2's Rhino. One of the rokkits hit, glancing the Rhino's front armour and immobilising it.
- B** The Shokk Attack Gun fired upon Assault Squad 2. Luckily for Matt the large template scattered 6" from the squad, and the frenzied Snotlings materialised helplessly in the middle of nowhere.
- C** Warbuggies and Wartrakks revved their engines and drove forward, firing their shootas and rokkits at Assault Squad 2. The shots either missed or pinged off power armour.
- D** The Vindicator fired its demolisher cannon at one of the Evil Sunz Trukks, the shot scattered north onto a Warbike and destroyed it, but still managed to catch another Trukk in the blast. The Trukk was destroyed, and careened forwards into a barrier. The Ork passengers got out unharmed.



Bellowing a massive Waaagh!, the Orks of both clans surged forward towards the Ultramarines' line. In the east, the Evil Sunz Trukks and Bikes stormed up the flank. Across the battlefield the Goff Deff Dread used its powerful claws to climb the building. Only the Lootas and the Big Mek remained stationary.

The first shot of the game was from the rokket armed Boyz in the large Goff Slugga mob. Despite Phil needing 5s to hit, both rokkits struck the Predator Destructor. One penetrated, and the Space Marine tank blew up, taking an Ultramarine from Tactical Squad 2 with it. The Evil Sunz Trukks managed to draw a bead on Assault Squad 1 and killed two Space Marines with more uncharacteristically accurate fire. The Big Mek and Lootas fired upon Assault Squad 2, the Lootas managing to despatch another Space Marine (B).

In Matt's turn, the Ultramarines largely held their ground, with only the Assault Squads moving. Assault Squad 1 moved towards the centre of the table, away from the Evil Sunz Trukks, and Assault Squad 2 moved forwards towards the Ork barricades. The Space Marine Shooting phase was concentrated on the two large Goff mobs, the largest – the Slugga Boyz – taking the lion's share of the fire and casualties (E). After the sustained Space Marine shooting had stopped, the Slugga mob had lost ten of its number and was reduced to 15 Boyz. The Goff Trukk was hit by the Predator Annihilator and was sent careening out of control, before exploding in front of the ramshackle barricades and disgorging its Meganob passengers prematurely.

- T** Tigurius
- C** Chaplain
- A** Assault Squad 1
- A** Assault Squad 2
- S** Scout Squad
- 1** Tactical Squad 1
- 2** Tactical Squad 2
- 3** Tactical Squad 3

D Deff Dread

T Tankbustas Mob

3 Old Boyz Mob 2

T Truk

E The Goff Slugga mob attracted the majority of the Ultramarines' fire. Tactical Squads 1 and 2, Tigurius and the Scouts, all shot at them, killing ten Orks in total.



DAT'S NEW!

Trukks are all about how fast they can get Boyz to the enemy, and so are not heavily armoured at all, essentially being a flatbed chassis with wheels and an engine block. However, even when a Trukk turns into a cartwheeling pile of burning wreckage they have a tendency to keep moving, with the passengers

desperately holding on, more determined to engage the enemy than ever. Thus, Trukks have a unique damage table that the Ork player rolls on when they suffer a “vehicle destroyed” or “vehicle explodes” result. This usually means that the Trukk can make an extra move – or Kareen! – before the wheels fly off and its passengers can finally disembark, shaken but ready to fight.

DAT'S NEW!

Calling da Waaagh!

Once per game the Ork player can declare a Waaagh! during the Shooting phase. For the duration of the turn, all Ork infantry units (not Grots – they're far too weedy) gain the Fleet of Foot special rule. If a unit rolls a 1 when checking the distance for the Waaagh! move, then the Orks start fighting before they even get to the enemy!



228 US 655



Annotations (Ork turn)

A The surviving Evil Sunz Trukk zoomed up to the Space Marine lines. Warboss Gitkilla and his Boyz disembarked and ran into combat with the nearby Assault Squad. However, the Ultramarines proved to be up to the challenge and killed seven Orks before the greenskins could even raise their choppas in anger. The Speed Freeks' assault was blunted, and the Warboss and surviving mob fled back towards Ork lines.

B The Ork Warbikes turboboosted through the barricades and quickly surrounded the Vindicator.

C Phil rolled a hit on the scatter dice when firing the Shokk Attack Gun, the template was placed smack bang in the middle of Assault Squad 2. A massive 10 was rolled for the Strength, so Matt had to remove five dead Assault Marines – the accompanying Chaplain only survived thanks to his rosarius save.

D The Tankbustas released a Bomb Squig at the Predator, but it was out of range. They fired at it instead, scoring three glancing hits, immobilising the tank and preventing it from firing in the following turn.

E Thanks to the Waaagh!, the Meganobs reached and engaged Tactical Squad 2. The Orks took a wound but retaliated by slaying five Space Marines. The Ultramarines lost badly and fell back.

F The Goff Shoota Boyz crashed through the barricades and into combat with Assault Squad 2. The Goffs lost four of their number but wiped out the Assault squad, including the Chaplain, in short order.

Turn 2 continued...

Thinking like any self-respecting Ork, Phil began the turn by decisively moving the remaining active Evil Sunz Trukk forward. It bounced over the Ork terrain and then swerved in front of the Ultramarines Assault Squad, offloading the Evil Sunz Warboss, Gitkilla, and his retinue of Ladz. The Warboss bellowed a massive Waaagh! that was answered by all Orks on the battlefield as Phil declared he was using the Waaagh! special rule, allowing all Ork infantry units to Fleet in the Shooting phase. Like a green tide, the Orks stormed forward, with the exception of the Big Mek and the Lootas.

The Shokk Attack Gun fired again. This time it was far more accurate, as five Assault Marines suddenly found they were sharing their power armour with rabid, insane Snotlings. The Chaplain survived the attack – only just – thanks to his 4+ rosarius save. The Lootas fired at the same squad and managed to take out another Space Marine. The Wartrakks also targeted the same squad but missed.

The Warbuggies in the centre of the field fired upon Tactical Squad 3's Rhino – both hit and penetrated the Space Marine vehicle, destroying it.

On the east side of the table the Deff Dread launched its rokkit at the surviving Predator. They missed, flying harmlessly by the target. The Tankbustas also targeted the Annihilator and were much more accurate, scoring three glancing hits, which immobilised it, preventing it from firing in the following Shooting phase.

In the Ork Assault phase, the Meganobz, thanks to the Waaagh!, charged into Tactical Squad 2. The Ultramarines struck first, wounding one of the Nobz, but the Orks hit back killing five in return, causing the Space Marines to fall back. In the centre, the Goff Shoota Boyz charged across the barricades and into close combat with the Assault Squad. Once again the Space Marines hit first, cutting down four of the greenskins. The Orks fought back, buoyed up by their Furious Charge ability and slew all the remaining members of the squad. The Chaplain was finally brought down, completely surrounded by a tide of Orks.

Events didn't go so well for Gitkilla and his Evil Sunz Boyz. The Orks charged into the remaining Assault Squad, but their momentum was stolen, as the chainswords of the Ultramarines slew seven Orks before they could even finish their war cries. The Ork Boyz tried to hit back but all missed. The Warboss stepped forward muttering that he'd "Show 'em 'ow it's dun", but,

despite hitting and wounding, the Ultramarines' power armour saved all the attacks. The Assault Squad had soundly beaten the Evil Sunz mob and its Warboss! Proving that they can go fast even without wheels, the Evil Sunz mob promptly fled back towards the greenskin settlement, before the Assault Squad could catch and destroy them outright.

The Ultramarines hit back

The Space Marines began the turn with Tigurius casting the Veil of Time, a psychic power that allows all dice rolls directly affecting him to be re-rolled. The power was cast, but Matt rolled a double-1, so the Chief Librarian lost a wound to the Warp.


Movement began with the triumphant Assault Squad using their jump packs to get within assault range of the Warbikes.

Tigurius, with Tactical Squad 1, moved towards the Meganobz. The Vindicator moved forward, gunning for the Warbuggies in the centre of the battlefield.

In the Space Marine Shooting phase, Tactical Squad 3, in the centre of the field, fired upon the approaching Shoota Boyz with a flamer, which fried two Orks and wounded the Nob. The bolters and krak missile from the same squad killed another five greenskins. The Vindicator fired at the Speed Freeks. Its massive shell was on target, destroying both a Wartrakk and a Warbuggy in the resulting explosion. The remains of Tactical Squad 2 fired upon the Goff Warlord and his large retinue of Slugga Boyz, but the Ultramarines were obviously still shaken and all missed.

The Assault phase began with Tigurius and the attached Tactical Squad charging into the Meganobz. Before the heavily armoured Orks could even raise a power claw, Tigurius unleashed a full-scale psychic assault with his force weapon. All three Meganobs were slain where they stood, their mega-armour useless in the face of the psychic onslaught.

The Assault Marines, fresh from dealing with the Evil Sunz Warboss in the previous turn, flew into combat with the Warbikes. Despite hitting first, the Ultramarines failed to wound the Ork Warbikerz, the greenskins' vehicles proved too tough for the teeth of the chainswords. In retaliation, the Orks proved equally ineffective, not scoring a single hit. Then it came down to the two big hitters – the Assault Marine Sergeant managed to crush two Warbikes with his power fist, while the power klaw-armed Ork Nob slew two Space Marines. All square, the units were left locked in combat for another turn.

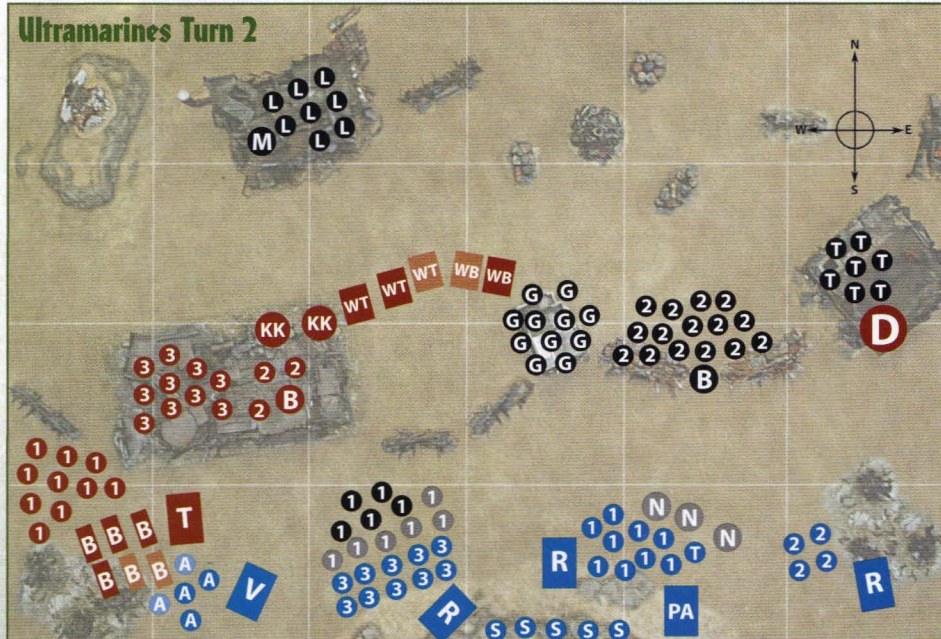


Smash and Grab

There's nothing that can really stand against a power fist, as the Evil Sunz Warbikes found to their cost.



Ultramarines Turn 2



Ultramarines

- T** Tigurius
- C** Chaplain
- A** Assault Squad 1
- A** Assault Squad 2
- S** Scout Squad
- 1** Tactical Squad 1
- 2** Tactical Squad 2
- 3** Tactical Squad 3
- R** Rhino
- V** Vindicator
- PD** Predator Destructor
- PA** Predator Annihilator

Goff Orks

- B** Warboss
- M** Big Mek
- N** Meganobz Mob
- G** Gretchin Mob
- L** Lootas Mob
- T** Tankbustas Mob
- 1** Ork Boyz Mob 1
- 2** Ork Boyz Mob 2
- 3** Ork Boyz Mob 3
- WT** Wartrakk
- WB** Warbuggy
- B** Warbikers Mob
- T** Trukk
- KK** Killa Kanz Mob
- D** Deff Dread

Evil Sunz Orks

- B** Warboss
- 1** Ork Boyz Mob 1
- 2** Ork Boyz Mob 2
- 3** Ork Boyz Mob 3
- T** Trukk

Charadon's Bane

Goff Warboss Bigtoof Brainbiter faces off against Tigurius in a climactic scrap, while across the field the Evil Sunz prove they are far from finished.

Turn 3

The Deff Dread, which had spent the first two turns clambering about on the roof of an Orky building, jumped down with a resounding thump and lumbered towards the remains of Tactical Squad 2. The other Orky walkers, the Killa Kans also finally made it into range, making their way through the Warbuggy wreckage created by the Vindicator in the previous turn.

The large Goff mob cleared the barricades and moved towards the Ultramarines line as fast as they could, with the Warboss yelling at the top of his lungs. The greenskins were so emboldened by this that even the Gretchin mob advanced. The only active Ork Trukk moved next to the Vindicator and started to swing its massive wrecking ball, hoping to take the final Space Marine tank out of action with a gigantic, swinging lump of oxidised metal.

The Shooting phase began with the Big Mek aiming the Shokk Attack Gun at Tigurius and Tactical Squad 1. Once more, the blast marker was on target and four brave Ultramarines died as they merged with frenzied, warp-propelled Snotlings. The Lootas fired next; aiming at the same squad, they inflicted an impressive four wounds, with Matt only saving one of them. The Goff Boyz readied their sluggas and also poured fire into the same squad, but despite seven hits and five wounds, Matt managed to make some saves this time and only one Space Marine fell. The two remaining Wartrakks were next and fired at the beleaguered squad, wiping out the remaining Space Marines and leaving just Tigurius to face the onrushing mob of battle-hungry Goffs.

In the Assault phase, the Goff mob piled in and surrounded Tigurius. However, the hero of Macragge was far from intimidated. He swung his force weapon in a crackling arc and brought it down on Warboss Brainbiter's head, slaying him instantly! The Warboss managed to inflict two wounds in his death throes, both of which the Librarian saved.

Elsewhere, the Goff Shootas charged Tactical Squad 3. The Ultramarines lost two men and failed to wound any Orks in return. On the east flank the Evil Sunz Boyz charged into the Assault Squad and



Warbike combat. The Assault Marine Sergeant with the power fist managed to destroy another Warbike, but the sheer number of greenskins swamping the squad finally did the job, and the valiant Space Marines were wiped out.

The Space Marine turn saw very little movement (C). Tactical Squad 2 turned its flamer on the Ork Tankbustas and slew four with burning promethean. The Tankbustas wavered in the face of such losses and fled back into the settlement.

In the Assault phase Tigurius bravely battled on, felling another two Goffs. In response he weathered 33 attacks, of which eight wounded him, but still he managed to survive! However, an Ork Nob with a power klaw dashed Matt's hopes, and brought down the Ultramarine hero – this will be a grave day on Ultramar!

In the combat between the Goff Shootas and Tactical Squad 3 the Ultramarines killed another Ork for no losses in return. Without their Furious Charge, the Ork Boyz lost some momentum and only inflicted two wounds, both of which were saved. The Orks had lost the combat but stayed put only because the Nob used his bosspole to murder a comrade and prove a point!



Who's da Boss?

Ork Nobz carry bosspoles as a sign of their status. Each time a unit with a bosspole fails its Morale check, you may choose to inflict a wound on the unit in order to re-roll the test. This is the Ork way of restoring "dissaplin" to a rowdy mob that might be thinking of "runnin' da uvver way".

Annotations

- A** The Warbuggy fired its rokkits at the Rhino and scored a penetrating hit, destroying the Space Marine transport.
- B** The Tankbustas targeted the Predator. The rokkits glanced off the tank's armour, but a Bomb Squig detonated close by and glanced it. Phil then rolled a 6, destroying the tank.
- C** Tactical Squad 2 was the only unit to move in the Space Marine turn, advancing forward so
- they could use their flamer on the annoying Tankbusta Boyz.
- D** The Vindicator fired at the Evil Sunz mob on the east flank. The shot scattered back towards the Ultramarines lines, and destroyed a Warbike.
- E** The Ultramarines Scouts aimed their sniper rifles at the Deff Dread, hoping to find a weak spot, but failed to penetrate.



Turn 3



Ultramarines

- T** Tigurius
- C** Chaplain
- A** Assault Squad 1
- A** Assault Squad 2
- S** Scout Squad
- 1** Tactical Squad 1
- 2** Tactical Squad 2
- 3** Tactical Squad 3
- R** Rhino
- V** Vindicator
- PD** Predator Destructor
- PA** Predator Annihilator
- WT** Wartrakk
- WB** Warbuggy
- B** Warbikers Mob
- T** Trukk
- KK** Killa Kaniz Mob
- D** Deff Dread

Goff Orks

- B** Warboss
- M** Big Mek
- N** Meganobz Mob
- G** Gretchin Mob
- L** Lootas Mob
- T** Tankbustas Mob

Evil Sunz Orks

- B** Warboss
- 1** Ork Boyz Mob 1
- 2** Ork Boyz Mob 2
- 3** Ork Boyz Mob 3
- T** Trukk

Shokk Attack!

Due to the tenacity of the Ultramarines and some faulty Ork equipment, the Space Marines are far from finished, and make the Orks pay for the death of every battle-brother. **Turn 4**

The greenskin mobs not already engaged continued to advance. The Gretchin felt ready to take part in the battle by mounting some Trukk wreckage to give them line of sight to Tactical Squad 2 (B). The Wartrakk and Scorcher barrelled forward over the barricades in a desperate attempt to see some action, but Phil rolled a double-1 twice in a row for their Dangerous Terrain test, and so both ended up stranded and immobilised in the middle of the battlefield. The Warbikes, fresh from their combat on the Assault Squad, charged into the ongoing combat between Tactical Squad 3 and the Goff Shoota Boyz.

The Shooting phase started with the Shokk Attack Gun powering up. Phil targeted the Space Marine Scouts but then rolled a double-5, meaning that the Mek teleported himself into combat rather than the demented Snotlings! The active Evil Sunz Trukk fired its rokkits at the Vindicator. The tank took a penetrating hit and lost the demolisher cannon.

The assaults were fast and deadly for both sides. The bewildered Mek fared badly against the Scouts, who took the surprise appearance of an Ork Mek in good stead and promptly wounded him.

The Mek, obviously still suffering from his unexpected journey, failed to hit the Scouts, and lost the combat. Once again Phil rolled high for the Fall Back distance, and the Mek scarpered before the Scouts could cut him down. The Deff Dread charged into Squad 2 and made short work of the two remaining squad members. On the east flank, the Orks fared badly against Tactical Squad 3, only managing to slay one Space Marine. The Goffs stayed put but the Warbikerz hit the throttle and fled away from the combat.

In the Ultramarines turn there was very little for Matt to do; the only bits of shooting were from the pintle-mounted storm bolter on the last Rhino, and the Scouts (C). The storm bolter fired into the large Goff Slugga mob and managed to take down an Ork, crucially reducing the mob to half strength.

Then it was straight into the only active combat, between Tactical Squad 3 and the Goffs. By this time, both sides seemed to be suffering from prolonged exertion as the Orks and Space Marines failed to hit their foes. The combat ended in a stalemate, and both sides readied their weapons for the next turn of fighting.

Turn 4

Ultramarines	
T	Tigurius
C	Chaplain
A	Assault Squad 1
A	Assault Squad 2
S	Scout Squad
1	Tactical Squad 1
2	Tactical Squad 2
3	Tactical Squad 3
R	Rhino
V	Vindicator
PD	Predator Destructor
PA	Predator Annihilator

Goff Orks	
B	Warboss
M	Big Mek
N	Meganobz Mob
G	Gretchin Mob
L	Loota Mob
T	Tankbustas Mob
1	Ork Boyz Mob 1
2	Ork Boyz Mob 2
3	Ork Boyz Mob 3

Evil Sunz Orks	
B	Warboss
1	Ork Boyz Mob 1
2	Ork Boyz Mob 2
3	Ork Boyz Mob 3

Other Units	
WT	Wartrakk
WB	Warbuggy
B	Warbiker Mob
T	Trukk
KK	Killa Kan Mob
D	Deff Dread



Annotations

- A** The Evil Sunz Warboss and the Tankbusta Boyz fled from the field of battle.
- B** The Grots aimed their blastas and fired on Tactical Squad 2, surprising everybody by killing two Space Marines, leaving the Deff Dread with even fewer targets to crunch.
- C** Once again the Scout Snipers took careful aim at the approaching Deff Dread. They failed to find a weak point, and the Ork walker continued its inexorable advance.

Orks are da Best

As the game entered the final third, it was clear that the superior numbers of the greenskin horde had prevailed.

Turns 5 & 6



DAT'S NEW!

Wrecking Ball

Great for cracking enemy armour, wrecking balls are a Trukk upgrade, which deliver a Strength 9 hit on a roll of 4+ on an enemy unit within 2" of the wreckin' ball.

As the battle drew towards the conclusion, the embattled Space Marines fought on, although all Ultramarines still alive knew that none would survive the day. The Goff Slugga Boyz moved up the hill to assault the Scouts. The Evil Sunz mob and Gretchin advanced as far forward as possible. Even the Killa Kans finally moved around the barricades and into walking distance of the enemy deployment zone.

The Deff Dread advanced towards the last Rhino, its claws chopping in anticipation of cutting through the vehicle's armour. The Lootas fired upon the Scouts and killed four, leaving just one to face the enraged Goffs charging up the hill! In the Ork Assault phase the Kanz and Evil Sunz mob piled into Tactical Squad 3. The Dread assaulted the Rhino and ripped it apart, while the Goffs made short work of the lone Scout. The Evil Sunz Trukk used its wrecking ball against the side armour of

the Vindicator. The tank's thick ablative armour held and so the wrecking ball failed to damage it.

Despite the Orks flooding the area, the Space Marines of Squad 3 were far from finished, slaying the Goff Nob – the last of the Shoota Boyz mob. Still, with the Kanz and the Evil Sunz joining the fray, even the Ultramarines struggled against the overwhelming numbers and lost four Space Marines, leaving just the Sergeant. Matt, though, refused to be beaten and rolled a double-1 for the Morale check!

Space Marine Turn 5 leapt straight into the Assault phase, and the Sergeant despatched another Ork and braved the odds once more to survive the turn!

In Ork turn 6 all attention was focussed on the lone Space Marine Sergeant. Could he survive the final round of combat? Unfortunately not – a Killa Kan unceremoniously brought him down, securing victory for the greenskins!



Turn 5



Ultramarines

- T** Tigurius
- C** Chaplain
- A** Assault Squad 1
- A** Assault Squad 2
- S** Scout Squad
- 1** Tactical Squad 1
- 2** Tactical Squad 2
- 3** Tactical Squad 3
- R** Rhino
- V** Vindicator
- PD** Predator Destructor
- PA** Predator Annihilator
- WT** Wartrakk
- WB** Warbuggy
- B** Warbikers Mob
- T** Trukk
- KK** Killa Kanz Mob
- D** Deff Dread

Goff Orks

- B** Warboss
- M** Big Mek
- N** Meganobz Mob
- G** Gretchin Mob
- L** Lootas Mob
- T** Tankbustas Mob

Evil Sunz Orks

- B** Warboss
- 1** Ork Boyz Mob 1
- 2** Ork Boyz Mob 2
- 3** Ork Boyz Mob 3
- T** Trukk

FINAL TOTAL

ORKS

2292

ULTRAMARINES

932

ORK VICTORY!



WAAAGH! Orks

Broad side of a barn takes a direct hit!

I just loved the look on Matt's face when two rokkit launcha-toting Orks in the big Slugga Boyz mob got a pair of direct hits on the Predator Destructor, turning it into scrap before it had a chance to fire. A couple more Tankbustas in the warband from now on, I would think!

Indirect influence

Though it runs against Matt's playing style, I think I would have played super-defensive, holding my Assault Squads back and using them to counter-attack. Instead, their advance triggered an early Waaagh! and robbed Matt of a turn of shooting. Also some indirect fire from a Whirlwind or two could have really punished the Orks, especially the Lootas and their Mek buddy, causing havoc from the back.



Phil: Alright! That was all kinds of fun. The Boyz got stuck in nice and early due to the Waaagh! on the second turn, which robbed most of Matt's army of a whole turn of shooting. I was very lucky with those Meganobz – they managed to Kareen! their Trukk towards Matt's lines and pass their Pinning check, allowing them to plough into Matt's line before being seen off by Tigurius (damn that Veil of Time!).

The performance of the Boyz was about right – one unit absolutely mullered its Assault Marine opponents and cut down the Chaplain leading them in a single round, the others became chainsword fodder. Overall I can't fault the lads really. They took out a couple of tanks with lucky rokkit shots before the Tankbustas got into

full swing, and with the benefit of their Furious Charge they bashed up Space Marine squads and special characters alike. The Warbosses, on the other hand, were a bit of an embarrassment; despite causing plenty of wounds, those were all saved by Matt's power armour saving throws. The Speed Freeks had a dodgy start, but really took their toll in the latter half of the game, with the Warbikes riding out everything that the Space Marines could throw at them and still breaking power armour with the Nob's power klaw.

Overall a darn good fight – Matt's mighty counterattack nearly swung the game back his way, but in the end the day was green, and one of the Warbosses even lived to fight another day. Waaagh!

“The performance of the Boyz was about right – one unit absolutely mullered its Assault Marine opponents and cut down the Chaplain leading them in a single round, the others became chainsword fodder!”



Da best of da Orks

The Big Mek excelled himself. Sure, he did accidentally fire himself across the table into combat with the Scouts, but before his little mishap he killed more Space Marines than both the Warbosses put together. Go the warp-crazed Snotlings!

“But...”, ventured the Evil Sunz Nob to Gitkilla, the Warboss. “Da Goffs are sayin’ yoo ran from da oomies and they ain’t gonna follow ya now’erc”. The Warboss looked at the Nob, as if thoughtfully contemplating what he had just said, before briskly raising his choppa and decapitating the Nob in one fell swing. Gitkilla spun round to face the other Nobz who were trying to ignore the previous speaker’s body as it jerked this way and that, spurting green blood, before crumpling to the ground.

“Right! I want yoo’s all ta listen and listen good,” announced Gitkilla to the gathered Evil Sunz. “I don’t care what da stinkin’ Goffs said, I didn’t run from no stoopid oomies. It was a trick of da light or dat psyky Tigga bloke that made ya fink yoo saw it. But I didn’t run like some pansy Grot, I bashed ‘em good.” Gitkilla looked around, waiting for an Ork stupid enough to voice an objection – there was silence. “Now, I’m takin’ charge of the whole shebang, anyone fink they know betta?”

Tigurius Lost

Matt: Well that game swung all over the place! My counter attack in Turn 3 nearly won it for me. Nearly.

Having weathered two waves of Orks I just didn't have the numbers left to take on a third. Losing the Predator Destructor early on was a big blow (It was just the type of jammy luck I expect from Phil). Overall, though, there were two things that lost it for me.

Firstly, I let the Assault Squads get charged. For me, this a cardinal sin. I just wasn't prepared for the Orks' new Waaagh! rule – a mistake I won't make again. I should have hung back with them, but I'm just too used to playing Black Templars.

And curse that Shokk Attack Gun! I need to do my research a bit more next

time. This gun is awesome at killing Space Marines and should be dealt with at the earliest opportunity. A Devastator squad armed with some heavy bolters or even a deep striking unit of Terminators could have dealt with him. Another mistake I won't be making again.

Overall it was a fun game that swung at least three times. With one Warboss dead and the other one fleeing like a Gretchin off the board (I'm sure a Nob from his warband will be eyeing up his position) another Ork Waaagh! from the Charadon empire has been delayed; meaning that, in a tenuous way, it's a victory to the Ultramarines (ahem). I look forward to my next game against Phil, but I think I'll field my red Space Marines next time...

“With one Warboss dead and the other one fleeing like a Gretchin off the board, another Ork Waaagh from the Charadon empire has been delayed; meaning that, in a tenuous way, it's a victory to the Ultramarines (ahem)!”



HERO OF THE IMPERIUM

Tigurius was immense. He killed all the Mega-armoured Orks in one turn of combat, keeping the Ultramarines in the fight on the right flank. If only he'd had an Invulnerable save, he could have fought to the very end.

WHITE DWARF SAYS...

Christian Byrne, White Dwarf's resident "beardy" tournament player, offers some words of advice:

Phil's approach to the game was a textbook use of the Orks – overwhelming numbers of infantry spearheaded by fast moving assault units. The overall effect of such a tactic against small, elite armies like Space Marines is to grind their numbers down and eventually overwhelm them. Smaller armies can deal with this, however, if they use cover effectively (so they always strike first) and hold valuable assault troops and independent characters back to launch the inevitable counter-assault.


Another tactic that is not so common – yet devilishly effective – is using transport vehicles to block areas of the battlefield hopefully buying time on one flank, while you deal with what's approaching on the other. The key is to remember the “one-inch rule”. This means (unsurprisingly) that enemy models cannot pass within 1" of an opposing model unless they intend to assault it. Used wisely, three Rhinos can effectively barricade a section of the battlefield for at least a turn (as an aside, if this is done with a skimmer any troops deployed can fire past the skimmer but cannot be directly assaulted). If Matt had done something similar on his right flank, he could have brought the full force of his army down upon the advancing Evil Sunz, hopefully wiping them out before returning to await the advancing Goff horde.




DESIGN STUDIO

A YEAR IN REVIEW


2007 in Review...




January: The Empire




February: The Ruin of Arnor



March: Dark Angels



May: Khazad-dûm



August: The Return of the King

Here's just a handful of some of the great miniatures released over the last year:



High Elf Mage.



Chaos Terminator Lord.



Master of the Ravenwing.



Boromir.



Kurt Helborg.



Gûlavhar.

The last year was an incredibly busy one here in the Games Workshop Design Studio, with absolutely tons of great releases hitting the shelves of our hobby centres. It was a year in which old favourites returned in new incarnations, while new innovations stole the show.

Around these pages you can see a sample of the great releases from last year, from the Empire army for Warhammer last January, to the more recent High Elves and Apocalypse releases. Of course, these flashbacks don't tell the full story.

For example, it was an amazing year for hobby accessories. In April 2007 the Foundation Paints were released, which revolutionised the craft side of the hobby for many painters. Most recently, the revamped Citadel Tools have provided hobbyists with custom-designed modelling implements for virtually every need.

In a similar vein, Citadel scenery, Apocalypse templates, Moonscape and Vortex Grenade template, not to mention the Apocalypse backpack and custom army cases, have all contributed to making the Games Workshop hobby that bit more involving, fun and, well, cool!

It was also a year for activity and participation. In addition to the amazing Games Days all around the world (where the show was stolen in almost every instance by Baneblades and Apocalypse mega-battles), we had the Nemesis Crown campaign, supported by new models for Empire, Orcs & Goblins, and Dwarfs, and of course it was the year of White Dwarf's 30th birthday, providing a great excuse for a global party! You'd think that 2007 would be too hard to beat, but you'd be wrong – just take a look at the next few pages and see for yourself...


As a new year begins, the White Dwarf team gets all nostalgic and takes a look back at what a great year 2007 was. But of course, the Design Studio is not a place where people rest on their laurels! On the following pages we'll also look ahead at the wonders that 2008 will bring!

Scenery

Not to be overlooked, the Citadel scenery range, released in June 2007, revolutionized Warhammer tabletops across the world. Now gamers can populate their tables with buildings, ruins, hills and forests, which look fantastic and require minimum modelling effort!



Citadel Trees.



Citadel Arcane Ruins.



Warhammer Chapel.

Mighty Empires


The return of Mighty Empires last July was welcomed by many veterans, while newcomers to the hobby were introduced to the joys of Warhammer campaigns.



WARHAMMER 40,000 APOCALYPSE




The Baneblade. Quite simply the biggest plastic kit we've ever produced, and the star of the Apocalypse releases.




August: Gondor in Flames



September: Chaos Space Marines



October: Apocalypse!



November: High Elves

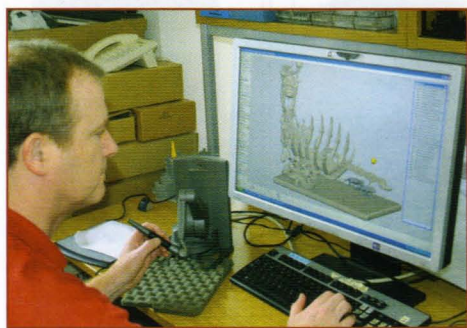
What a corker of a Year that was! Turn over to find out what the future holds...

DESIGN STUDIO

WHAT THE FUTURE HOLDS

CITADEL DESIGN TEAM

The talented sculptors and CAD operators pulled out all the stops in 2007, and look set to do it again this year! The new technology devised while producing kits like the Baneblade will really help push the bar for future projects. Take a look at this incredibly detailed plastic Corpse Cart, and wait until you see what's coming up later in the year! Suffice to say that the skill of the designers, coupled with investments in cutting edge technology, have opened the floodgates – the potential is frightening!



Colin Grayson begins the painstaking process of designing the 3D Corpse Cart.



Corpse Cart.



Mark Harrison sculpts the new Vlad von Carstein miniature, using the more traditional method.




Vlad von Carstein.

DID YOU KNOW?

Sliding Core Technology

First used on the Baneblade to produce one-piece weapons with pre-drilled barrels, sliding core technology is a highly advanced form of plastic moulding. No manufacturer has ever used it on a wargames model before, as it's expensive and difficult to engineer, making the process a considerable investment in the future of Citadel Miniatures.

The process uses a 4-stage mould – two mould sides (A) close together as normal, then the “sliding core” (B) components move in from the sides. Plastic is then pumped into the mould. It flows around the pins, creating the hollow barrels. The mould then slides apart to give you a new, high-tech frame.



Like something from the set of a sci-fi movie, technological advancements like this mean that our plastic kits can get bigger and ever more detailed!



'EAVY METAL

Bolstered by the arrival of Joe Tomaszewski last year, the 'Eavy Metal team has increased it's output, whilst maintaining its impeccably high standards. They're currently putting the finishing touches on the last few Vampires, as well as starting work on Daemons of Chaos and providing the ever-popular step-by-step masterclasses for White Dwarf each month.



Keith Robertson paints the Vlad miniature that you saw earlier. His current project, however, is still top secret.



Joe paints the forthcoming plastic Isengard Troll. Yes, that's a multi-part plastic Troll!!



Vlad von Carstein.



Isengard Troll.

HOBBY TEAM

All of the amazing modelling projects you see each month in White Dwarf, along with the splendid scenery featured in every Games Workshop book and battle report, are the results of hard work put in by several talented individuals. The prime culprits are usually Studio Modellers Dave Andrews and Mark Jones, top hobbyist Chad Mierzwa, and Studio Illustrator Neil Hodgson. Together, these guys create the settings and advanced projects to complement everything the Studio produces.



Mark Jones hard at work on some Harad buildings (B).




Dave Andrews puts the finishing touches to his awesome Vampire Counts manor (A).



GAMES DEVELOPMENT

The think-tank of the Design Studio, the Games Developers are housed in one of our most secretive chambers. These talented chaps are responsible for writing all of our rulebooks, Codexes, Army Books and supplements, as well as articles for White Dwarf (especially rules-based ones like last year's Blood Angels Codex). Right now, they're plunged into Daemons and Mordor, and beyond that even we cannot glean further information!



Alessio works out the intricacies of the new Daemons. We stole this sneak peek while he wasn't looking!

HERALD OF KHORNE

WS	BS	S	T	W	I	A	Ld	Sv
6	3	4	4	2	5	3	10	5+

Herald of Khorne

Unit Type: Infantry

Number/squad: 1

Daemonic Gifts: Hellblade

Special Rules: Daemon, Independent character, Furious charge

HQ

COST: 30 POINTS

- Options:
- May have one of the following:
 - Juggernaut +50 pts
 - Chariot of Khorne +55 pts
 - May have three of the following:
 - Fury of Khorne +15 pts
 - Death Strike +5 pts
 - Blessing of the Blood God +10 pts
 - Chaos Armour +10 pts
 - Chaos Icon +15 pts
 - Unholy Might +15 pts

HERALD OF TZEENTCH

WS	BS	S	T	W	I	A	Ld	Sv
2	4	3	3	2	4	2	10	4+

Herald of Tzeentch

Unit Type: Infantry

Number/squad: 1

Daemonic Gifts: Daemonic Gaze

Special Rules: Daemon, Independent Character

- Options:
- May have one of the following:
 - Disc of Tzeentch +15 pts
 - Chariot of Tzeentch +60 pts
 - May have three of the following:
 - We are Legion +5 pts
 - Master of Sorcery +20 pts
 - Soul Devourer +30 pts
 - Bolt of Tzeentch +10 pts
 - Breath of Chaos +30 pts
 - Chaos Icon +10 pts
 - Boon of Mutation +30 pts

HERALD OF NURGLE

WS	BS	S	T	W	I	A	Ld	Sv
4	3	4	5	2	3	2	10	5+

Herald of Nurgle

Unit Type: Infantry

Number/squad: 1

Daemonic Gifts: Plaguesword

Special Rules: Daemon, Independent Character, Feel no pain, Slow & Purposeful

- Options:
- May ride a Palanquin of Nurgle
 - May have three of the following:
 - Noxious Touch +10 pts
 - Chaos Icon +20 pts
 - Cloud of Flies +30 pts
 - Aura of Decay +10 pts
 - Breath of Chaos +30 pts
 - Unholy Might +30 pts

HERALD OF SLAANESH

WS	BS	S	T	W	I	A	Ld	Sv
5	3	3	3	2	7	4	10	5+

Herald of Slaanesh

Daemonic Gifts: Seducing Claws

- Options:
- May have one of the following:
 - Mount of Slaanesh +10 pts
 - Chariot of Slaanesh +10 pts
 - May have three of the following:
 - Transfixing Gaze +10 pts
 - Soporific Musk +10 pts
 - Chaos Icon +10 pts
 - Chaos Slaanesh +10 pts

NEW DEVELOPMENTS...

This somewhat untidy area is the home of resident mad scientist, Dave Cross. Dave's job is to come up with all manner of cool, innovative hobby products to make things easier, more convenient, or just cooler for you, the customer. Dave's lab is the birthplace of Foundation Paints, Citadel Trees and Gaming Hills, Apocalypse templates and the awesome backpack, figure cases and the new Hobby Tools. His plans for 2008 are mind-blowing, and if you look closely at these pictures you might even catch a glimpse of some of them!



What's this? Well we don't know, but we're told it may revolutionize the way you paint Citadel miniatures.



Dave at work in the hobby lab, surrounded by blueprints and experimental product samples!




Products that make the cut go on display in the far right cabinet. The rest are doomed to an eternity in Dave's hobby archive.

ART AND GRAPHICS

Under the guidance of the legendary John Blanche, the artists and designers in the Studio team are constantly busy producing beautifully rendered paintings, technical drawings, maps and icons, or laying out all of the Studio's books. Their boundless enthusiasm and mountains of talent helps in no small way to bring the worlds of our games systems to life. The sketches here are among their current projects. Can you tell what they are yet?



Paul Dainton works up a sketch for the Vampire Counts book. Games Workshop has a proud history of using traditional art mediums in its imagery, and the talented Studio artists strive to enrich our gaming worlds.



Here, Alex Boyd works on another black and white piece for the Vampire Counts book. The new army book is one of the most atmospheric ever, thanks in no small part to the art department.

WORK IN PROGRESS



These sketches are far from finished, but give a glimpse of the amazing work being produced for the Daemons project.






MOVIE MOMENTS

Journey Books

These expansions allow you to recreate the events of the books and films in a quite literal manner. Each journey recreates part of The Lord of the Rings story through a campaign, with plenty of associated hobby projects to keep you busy!



One of the big draws to The Lord of the Rings strategy battle game is the rich imagery and heroic battles from the books and films. Here, Mark Latham takes a look at some inspiring scenes to recreate in miniature!

When most of us first began playing The Lord of the Rings strategy battle game, it was either because we finally had the chance to game with the beloved characters from our favourite books, or because we had just witnessed an awe-inspiring action scene on the big screen and were inspired to recreate it on the tabletop.

Whichever your approach, what holds true is that gaming in Tolkien's world is about creating a piece of cinematic or literary magic in miniature; it's about telling a tale of heroism, adventure and derring-do! Throughout this article, you'll be able to see what some notable Design

Studio personages think of as their favourite, most inspirational movie moments, and why.

This article looks at getting back to those inspiring moments, and at how dramatic scenes from the story of The Lord of the Rings can inform your battle games. You might want to play small scenarios based on your favourite scenes, create scenery to represent a particular area of Middle-earth, or simply collect a force of miniatures that looks exactly like an army from the movies. There are many ways that the rich imagery of the cinema screen and Tolkien's prose can inspire you in your battle games and campaigns.

Scenarios

Scenarios are a fantastic way of recreating a "movie moment" quite faithfully. Whether you want to re-enact the breaking of The Fellowship at Amon Hen (see below), or to fight an all-out siege at Helm's Deep, a special scenario game is the way to do it. While all of the scenarios in the main rules manual are designed to provide a balanced gaming experience, it's the ones that you'll find in the Journey books and Sourcebooks that are specifically intended to be narrative-driven. We've provided the Amon Sûl scenario at the end of this article to show you exactly what we mean.

Scenery Projects

Many key events from the books and films take place in a distinctive or unusual setting, and the films in particular provide us with a clear picture of what those settings look like. Many hobbyists love to recreate the unique features of Middle-earth on their battlefields. Again, the Journey books are a great source of hobby tips for this kind of battlefield scenery – all kinds of step-by-step projects can be found within, from building Weathertop and Balin's Tomb, to constructing the walls of Minas Tirith!

>> continued on page 69

The Hobbits face the foul Nazgûl in this intense and atmospheric scene from the first movie.



Amon Hen

Mat Ward: I like my films (and books, and comics...) to have heroes that you can cheer for as they courageously battle against insane odds. That being the case, I have to choose the fight on Amon Hen as my favourite The Lord of the Rings moment. People always talk about the Boromir bit, but I prefer Aragorn's one-man charge against the Uruk-hai – it's just great. Frodo flees and the

film moves into slow motion. Aragorn turns to meet the oncoming horde. Not only does he not look intimidated by the dozens of brutish Uruk-hai bearing down on him, he actually salutes them before wading in. For several seconds we're treated to the sight of Lurtz's entire hunting party being completely outfought by a single man. Now that's worth cheering!



The Cave Troll prepares another hammer blow as Aragorn dives for cover!

The Mines of Moria

Gav Thorpe: The section of *The Lord of the Rings* that I enjoy the most every time I read the book is the journey through Moria. A great tension builds, starting from the moment the Watcher in the Water blocks the gate behind The Fellowship. As The Fellowship journeys eastward alone in the darkness, the suspense grows, culminating in the reading of the Dwarf tome in the chamber of Mazarbul. After that, it's a battle with the

Moria Goblins and the hectic flight to the bridge of Khazad-dûm, before Gandalf's climactic duel with the mighty Balrog. What more could you want for a series of adventures? You get to pitch the might of The Fellowship against the Watcher in the Water, hordes of Moria Goblins, a Cave Troll and a Balrog, all the while followed by the elusive Gollum. They are coming... we cannot get out!



Ride of the Rohirrim

Alessio Cavatore: My favourite moment from The Lord of the Rings movies – one that always brings tears to my eyes – is definitely when the Rohirrim arrive on the fields of the Pelennor to find Minas Tirith under siege. Théoden's speech, his riding up and down the line hitting the spears of his men, their war cry, the horns

and the great music set the scene for what is, without the shadow of a doubt, the most amazing cavalry charge in the history of cinema! If you look carefully, you can even see Snowmane outrunning every other horse – the King is the first rider to crash into the enemy ranks. Heroic stuff!



>> continued from page 67


Army selection

As mentioned earlier, another great way to re-enact a particular event from the films or books is for you and your opponent to choose forces that are based closely on those from the scene in question. For example, if you wanted to base your force on the Uruk-hai who captured Merry and Pippin, then most of the troops would be Uruk-hai Scouts, others would be Mordor Orcs, and the Heroes in the force would be Lurtz, Uglúk and Grishnákh. On the other hand, if you wanted to recreate the battles of The Fellowship of The Ring, then you'd only need the nine companions for those particular scenarios.

Structuring your army in such a way extends beyond the models in your collection – even a well thought-out paint job can add to the atmosphere and coherency of the force. For example, to represent the Orcs that work in Saruman's forges – and who fight against the Ents in The Two Towers – you might just use Mordor Orc models, but paint white hands on their shields and banners. On the other hand, some hobbyists are meticulous about details when it comes to painting prominent characters from the films, even going so far as to match the markings on their horses!

Legions of Middle-earth

This invaluable expansion for The Lord of the Rings strategy battle game contains every army list and troop type available. If you want to recreate a force from a movie scene, then you'll find the means to do it in this tome.





The Hunt of the Nazgûl

Phil Kelly: I have always been a fan of the bad guys, and they don't come much badder than the Witch-king and his evil compatriots. I just love the suspense and menace that bleeds out from every second of their screen time, especially during the scenes when they are hunting the Hobbits around Bree, and the chase scene where they pursue Arwen to the Baranduin river. When the Nazgûl are on the prowl it never fails to give me a lump in the throat – even if they are driven off a little too easily for my liking!

Fall of the Witch-king

Mark Latham: There are so many moments of one-on-one combat and abject heroism in The Lord of the Rings story that it's hard to pick just one. However, for me any scene involving the Witch-king of Angmar wins out, because he is the "big bad"! My pick, therefore, will be the moment when he gets his comeuppance. Having terrified most of the heroes of the tale, and even bested Gandalf, it is Éowyn of Rohan and a mere Hobbit who spell his doom – there are few stories of bravery in the face of almost certain death that can beat that!



Helm's Deep

Andy Hall: I love situations where the heroes are in a seemingly impossible scenario, facing a countless horde with only a small but loyal force of their own to fight back. The siege of Helm's Deep is just such an occurrence. It's non-stop action, from the explosion of the Deeping Wall to Aragorn and Gimli's clearing of the bastion gate. And how can you not be moved when Aragorn and Théoden ride out of the keep to do battle, before the Orcs are scattered thanks to Gandalf and the Rohirrim's timely intervention.

SCENARIO: AMON SÛL

Aragorn has led the Hobbits to Amon Sûl – lately the site of a great battle between Gandalf and the Ringwraiths. Whilst Aragorn leaves to spy out the land and find food, the Hobbits are left alone in the ruined grandeur of the old outpost, the graven faces of kings long dead staring down at them from the walls. It is in the still watches of the night that their situation takes a turn for the worst, for the five Nazgûl who did not follow the Grey Wizard spy their prey atop the crumbling edifice and, shortly thereafter, attack out of the shadows. Against the terror and fury of the five Ringwraiths the Hobbits cannot possibly hope to prevail, yet Frodo's companions rush to his defence in the hope that Aragorn will return before all is lost.

Participants

Good

Frodo Baggins
Samwise Gamgee
Peregrin Took
Meriadoc Brandybuck
Aragorn

Evil

The Witch-king of Angmar
4 Ringwraiths

Note that the Ringwraiths have the minimum amount of Might, Will and Fate described in the main rules manual (ie, 0/7/0 for the Ringwraiths and 0/10/0 for the Witch-king of Angmar). This represents the fact that Sauron's power is still building and even his most deadly servants are not yet at full strength.

Layout

This scenario is played within the ruin of Amon Sûl itself – a circle 12"/28cm in diameter. See The Fellowship of The Ring Journey book for the modelling project. The boundary of the playing area should be crumbling walls that can be climbed by a man-sized figure (ie, between 1"/2cm and 2"/4cm tall). In addition, the entire playing area counts as difficult ground.

Starting Positions

The Good player deploys the Hobbits within 3"/8cm of the centre of the board. The Evil player then deploys the Ringwraiths touching the edge of the playing area. Aragorn is not deployed at the start of the game, but will be available as the game goes on.

Special Rules

Flaming Brands: All of the Hobbits are clutching flaming brands as well as the swords they have taken from the barrows near the Old Forest. If they win a combat, any surviving opponent must immediately retreat D6"/2D6cm.

Seat of Power: The aura of nobility that surrounds the ruins of what was once a great fortress is a major deterrent to the Evil forces. Any Ringwraith (including the Witch-king) in the playing area at the start of its move must test its Courage in the same way as if its force was broken.

Aragorn: Aragorn is not present at the start of the game and is instead out in the wilds foraging for food, unaware that the wraiths are so close. From the second turn onwards, the Good player may roll a D6 at the end of his Movement phase. On the roll of a 4+, Aragorn will move onto the playing area from any point on the circumference of the circle. Aragorn may not charge on the turn he arrives, but may otherwise act normally.

The Cry of the Nazgûl: Once per game, in the Priority phase (but before any dice have been rolled), the Evil player may choose to unleash the piercing wail of the Nazgûl. This terrible cry freezes the hearts of all who hear it. Accordingly, for the duration of the turn, all models on the Good side have their Courage reduced by 3 points.

However, such a fearful noise will also have the effect of drawing more attention to the Nazgûl – in the turn that this ability is used, Aragorn will arrive on the roll of a 2+, rather than a 4+ as described in the Aragorn special rule.



Objectives




The Evil side wins automatically if Frodo is slain – The Ring is recaptured and the fate of the world is forever altered. The Good side wins if all of the Ringwraiths are slain or driven off.

In any other result, or if both players meet their victory conditions in the same turn, the game is a draw.

MINES OF

AN INTRODUCTION TO STRATEGY

Recreate The Fellowship of The Ring's journey through Moria with this fantastic boxed set. Bursting with hobby materials, it includes all you need to get playing The Lord of the Rings strategy battle game immediately.



NEW LINE CINEMA

Copyrights Copyright © Games Workshop Limited 2006 excepting all materials pertaining to the New Line theatrical productions: The Fellowship of The Ring, The Two Towers and The Return of The King. © MMVI New Line Productions, Inc. All Rights Reserved. The Lord of The Rings and the names of the characters, items, events and places therein are trademarks of The Saul Zaentz Company d/b/a Tolkien Enterprises under license to New Line Productions, Inc. and Games Workshop Ltd. Games Workshop, the Games Workshop logo, Warhammer and the Warhammer 40,000 device are either ®, TM and/or © Games Workshop Ltd 2000-2006, variably registered in the UK and other countries around the world. All Rights Reserved.

All you
need to play
in one box!

MORIA™

BATTLE GAMES IN MIDDLE-EARTH



BOX CONTENTS

34 Plastic Miniatures

Many of these models are only available in this box set!

- Frodo
- Merry & Pippin
- Legolas
- Sam
- Boromir
- Gimli
- Gandalf
- Aragorn
- 24 Goblins
- Cave Troll (with two weapon options)

Balin's Tomb Plastic scenery

Recreate the Chamber of Mazarbul on the tabletop with this fantastic plastic scenery set.

Hobby Supplies

The Mines of Moria box set also contains 12 paints and a paintbrush.

Gaming Essentials

Full version of The Lord of the Rings strategy battle game rules!

- Small format 112-page rules manual
- Fantastic introductory booklet
- Dice and range rulers
- Paints and paintbrush

The Mines of Moria set is available from Games Workshop Hobby Centres, Independent Retailers, Games Workshop Direct and Games Workshop Online!

\$60

CITADEL®

THE CITADEL RANGE



I've been asked to write a few words about the new Citadel 2008 Mail Order Catalogue. Obviously I said no. Unfortunately our esteemed editor has discovered my weak spot – namely strong beer – so here we are with a brief introduction, impending deadline, and nagging hangover. I alone have to suffer the last two of these, while you only have to put up with the first. Consider yourselves lucky.


As most readers will undoubtedly be aware, your average Games Workshop store carries only a fraction of the huge Citadel Miniatures range "on the shelf". Mind you, that's still just under a thousand different boxes, blister packs, paint pots, etc, which is a lot of stock to juggle you have to agree. Not that our gallant store staff would be so cavalier. As to the rest – many, many thousands of items – these can

be ordered either in your local store and picked up a few days later, or they can be purchased from our web-store or via telephone for home delivery. And that's where our new catalogue comes in.

The new catalogue contains our entire reorganised and updated ranges for Warhammer, Warhammer 40,000 and The Lord of the Rings. When I say reorganised, I mean that many items that were previously available only as part of larger sets or random selections have been organised into either individual models or smaller selections. Particular attention has been paid to ensure that models are available to fit all the various army lists. We've even brought some classic models back into production to fill gaps in the existing range.

The most striking thing about our new catalogue is that it's full of pictures of

This month, the Citadel Miniatures range is undergoing a bit of a facelift and reorganisation. Rick Priestley is on hand to shed some light on the matter.



gloriously painted Citadel miniatures. What will be less apparent is that this is our first ever world-wide catalogue – making the whole range available to all our customers, wherever they happen to live. No doubt we will all come to appreciate the even speedier and more efficient service that having a single world-wide range facilitates. Meanwhile, everyone can enjoy page-after-page of eye-watering miniatures painted by the 'Eavy Metal team, lavishly presented in full-colour throughout, and actual size wherever possible.

Before we get carried away looking at all the pictures, it's well worth bearing in mind that the catalogue is designed to work with our new web-store. Watch this space for further developments! A printed catalogue can be updated every year – and we fully intend to do so – but the web-store is being updated daily with all the

new models as they appear. Inevitably, the ultimate reference for the Citadel Miniatures range of the future will therefore be the web-store in conjunction with the latest printed catalogue. For this reason we've decided not to double the size of the catalogue by including the whole range for Mordheim, Battlefleet Gothic, Warmaster and other Specialist Games. All these models are still available and we've put the entire ranges for all the Specialist Games onto the web-store, where they can be viewed in full. The same goes for our reorganised Bitz Packs range for converters and modellers, and our forthcoming Collectors' range which will include the very best of our archives as well as existing new models – although we managed to sneak a selection of both these new ranges into the catalogue.

Rick Priestley


**COLLECTORS' RANGE
MINIATURES**
Turn to page 79 for
more information



This fantastic Empire Hero is one of the many models that will form the new Collectors' range.

THE CATALOGUE

Cataloguing the entire Citadel Miniatures range was a massive undertaking, which followed months of hard work to organise the range in the first place! The result is a 416-page, full-colour catalogue to inform and inspire your miniatures collection.



The 2008 Citadel Catalogue is the clearest, most user-friendly and attractive catalogue to date. Gone are the pages and pages of grey, unpainted metal figures. Now, beautifully painted Citadel miniatures adorn every page, and every model from the current range of Warhammer, Warhammer 40,000 and The Lord of the Rings strategy battle game are accounted for, along with our Citadel hobby products.

But glorious technicolour is not the only innovation to grace the catalogue pages. The organisation of this weighty tome has been very carefully thought out to make it much simpler to navigate. For example, a Space Marines player, looking for a Devastator Squad for his army would first turn to the clearly marked Warhammer 40,000 section. From there, he would find the Space Marines section. In the old days, he would have had to rifle through the pages until he reached the Devastators entry. Now, however, he need only turn to the Heavy Support section, where the Devastators will be displayed in the same place as they are in the Space Marine Codex.

This systematic approach has been applied throughout the catalogue to make it simple for a newcomer to the hobby to use, whilst being convenient and attractive to veteran gamers. Of course, the clear layout and concise information on each page will also encourage casual browsing – after all, we all love looking at pictures of well-painted miniatures!



Army Section

As you'd expect, the catalogue entries are organised by army.

Force Organisation

Each miniatures entry is organised in the same way as your army list!

It's All in the Detail

Where possible, miniatures are shown in close-up.

SPACE MARINES

HQ

This boxed set contains Marneus Calgar and 4 Honour Guard including a Standard Bearer and Chapter Champion.



Marneus Calgar and Honour Guard
99110101299

MULTI
PART
PLASTIC
KIT



This boxed set contains 5 multi-part plastic Space Marines, including options for a Space Marine Veteran Sergeant, Company Champion, Apothecary, Standard Bearer and a Space Marine with assault weapon.



Space Marine Command Squad
99120101028

WARHAMMER
40,000

178

Plastic Kits

Those kits with lots of handy, interchangeable components are clearly marked.

Game System

The range is divided by games system.

Descriptions

Exactly what you get in each set.

Product Information

Obviously, the product name and code are essential for ordering.

Life Size

Where possible, models are photographed at 100%.

DIRECT-ONLY OFFERS

While the main part of the range covered in the catalogue is available in Games Workshop Hobby Centres, some products and special offers are only available via mail order. That's where Games Workshop Direct comes in.

The Games Workshop mail order service carries the entire Citadel Miniatures range, including those models that are unavailable in-store. In addition, the guys at Games Workshop Direct work tirelessly to bring you great deals, Bitz Packs for conversions and exciting Collectors' range miniatures.

Products that are only available via our mail order service will be clearly marked each month in *White Dwarf*. The Games Workshop online store is the most convenient way to get hold of these products, offering fast, secure ordering via credit card, with a variety of postage options.

Previously, some countries have been unable to carry the entire Citadel range online. With the launch of the new catalogue and reorganised range, however, that has become a thing of the past. Now, every model, book and hobby accessory in the current range is available at the click of a mouse or a simple phone call.



The Warhammer Gamer's Edition and Apocalypse Backpack are great examples of past Direct-only offers. Of course, there'll be lots more to come in the future, so keep an eye out online and in *White Dwarf* for details.



The Warhammer Gamers' Edition contained a hardback rule book, small format rule book, dice pouch, plastic gaming and spell effect counters, special edition Warhammer templates and dice, and an exclusive shoulder bag with embroidered logo!



The Apocalypse Gamers' Edition contained the Apocalypse book, Big Gun dice, Apocalypse Templates and Backpack.

Note: to ensure you get your copy of any Direct Only product, be sure to advance order as many are Limited Availability!

COLLECTORS' RANGE

The new Citadel Collectors' range is a very exciting prospect for many hobbyists, offering some exceptional and unusual models exclusively through mail order.

Models in this range are a bit special. They may be supplemental to the main range of miniatures, dioramas or vignettes, a model from the archives, or perhaps a special product that wouldn't be viable to produce on a massive scale. The Collectors' range allows us to produce speciality miniatures that perhaps wouldn't ordinarily see the light of day, such as the Goblin Warboss on Gigantic Spider and High Elf Noble seen here.



*Goblin Warboss
on Gigantic Spider.*



*"No Man Can Kill Me":
The Fate of the Witch-king*



*Space Marine in Mk IV
Maximus Armour.*



High Elf Noble.

BITZ PACKS

In the past there were so many individual product codes and components available for sale that our Trolls became very confused. So confused, in fact, that they very nearly ate our Troll-herders in protest!

To make life easier for Trolls, herders and customers alike, we've combined the most commonly requested components into special Bitz Packs – an example of which can be found here. We'll keep producing these packs as time goes on, so keep your eyes peeled for more!

The Gothic Scenery Bitz Pack has been put together with the imminent release of the Vampire Counts in mind...

GOthic SCENERY BITZ PACK



Ordering Direct


Don't forget that you can call Games Workshop Direct to order Bitz Packs, Collectors' range models, or any other part of the Citadel range. In fact, you can even call them for gaming or hobby tips, or advice on your next purchase. Remember, anything at all, give us a call!

Phone: 1-800-394-4263

Alternatively, you can order online by visiting:

<http://store.us.games-workshop.com>

STANDARD BEARER



Roused from an eternal slumber, the Hobby behemoth whose real name has long since been forgotten – but who we know as Jervis Johnson – turns his ancient mind to diversity of our hobby, and why it's a Good Thing.

One of the things I've noticed about hobbyists is that they can be very partisan. You know the kind of thing, someone will say "I think Warhammer is a great game because...", but then someone else will chip in with "No, no, no, Warhammer 40,000 is the best game because...", then someone else is bound to say "You're both wrong, The Lord of the Rings is the best", and someone might even say "Well I think Warmaster is best game Games Workshop has ever made because..."

Before you know it, everybody and their dog is arguing away about what makes their own personal favourite the best of the lot, and why all of the others are total rubbish. The truth is that none of these games is really better or worse than the others, they're just different. In fact, we've deliberately designed them to be that way – after all, the hobby wouldn't be nearly as interesting or diverse if all of our games were basically the same. So instead we've tried to make sure that each of them explores a different facet of the hobby. Warhammer is all about large, set-piece battles, for example, while Warhammer 40,000 focuses on furious short-range firefights, and The Lord of the Rings

concentrates mainly on battles with a strong narrative theme that are based on scenes from The Lord of the Rings movies and books. We've done the same kind of thing with the different miniature ranges for the games, so that they each have their own particular style of design. This is why a Mordor Orc looks very different to a Warhammer Orc, and both are different again to a Warhammer 40,000 Orc.

Depending on your own tastes and preferences you will almost certainly be drawn to one or the other of our games and Citadel Miniatures ranges, and to start off with at least, you'll probably concentrate mainly on that one. Many players stick with one game forever, which is fine as long as it doesn't blind you to the things you can learn from the other games. You see, although we've designed all of our games to be different, they all include things that can easily be crossed over from one to the other.

Let's take The Lord of the Rings strategy battle game as an example. Now, although you can't use the miniatures from The Lord of the Rings in either Warhammer or Warhammer 40,000, the way that this system deals with scenarios can easily be "borrowed" and used in other games. As

The Lord of the Rings strategy battle game focusses on battles of varying sizes that all have a strong narrative link to scenes from the films and books.



I've already mentioned, the vast bulk of the scenarios in The Lord of the Rings are based on scenes from the movie and Tolkien's books. This gives the scenarios a very strong narrative theme, and this means that they have really interesting victory conditions and exciting special rules. Quite often a The Lord of the Rings scenario will include a special piece of terrain, like a fort, or a lake inhabited by a monstrous creature, and if this is the case then the scenario will be accompanied by a set of instructions explaining how to make the terrain required for the game. These ideas can cheerfully be stolen and used to create interesting scenarios and exciting terrain features for Warhammer or Warhammer 40,000 too. And exactly the same kind of thing applies to all of our other games; each has things to offer that will be of interest to any hobbyist, whichever game system or miniatures they prefer.

By now some of you will be thinking "Well, that's all very well and good, Johnson, but I have my hands full just collecting and painting an army for one game, let alone three or more!" This is entirely true, but fortunately there are a

“The scenarios have a very strong narrative, and this means that they have really interesting victory conditions.”

couple of things you can do so that you don't have to collect an entire army just to find out about a game.

The first thing you can do is just to pop into your nearest Games Workshop store,



The Bucklebury Ferry is a great narrative scenario, following the plight of the Hobbits as they flee from the evil Nazgûl.

and ask if you can have a demo of a game you don't usually play. The staff will be happy to help out with this, and should also be able to let you know about larger game sessions you may be interested in coming along to watch.

“My hobby is my peace of mind. It keeps me happy in the face of a hard day at work.”

Even better than this, the next time you find yourself being drawn into a heated debate about which game is best, take a deep breath, hold your fire and, rather than arguing back, instead ask if you can have a game. So when you hear someone saying “I think Warhammer (or 40K, or The Lord of the Rings) is best because...”, reply “Any chance we could play a game?”. Most hobbyists will be delighted to help and will have enough models to field two armies in a small game, giving you a great chance to try the game out and find out what all the fuss is about. And then you can offer your opponent a chance to try out your own personal favourite game, just to return the favour as it were. You never know, you may find a new regular opponent! Whatever the result, it's bound to be more fun than arguing about which game has the best combat system.

Write to Jervis at:

Jervis Johnson
c/o White Dwarf
Design Studio
Games Workshop
Willow Road
Nottingham NG7 2WS
United Kingdom

A reader writes

I normally end Standard Bearer by asking you to write in if you've any comments about what you've read or about the Games Workshop hobby in general. This time round, however, I thought I would print an extract from one of the letters I've received from Jeff Preston of Mount Horeb, Wisconsin, which really made an impact on me when I read it:

“My hobby is an important part of my life. I have my work (illustrator by trade) and my family life. I have my health and my hobby. I think of life in terms of a table with four legs: you have to support all of them, or else the table falls down.

“My hobby is my peace of mind. It keeps me happy in the face of a hard day at work, horrific news stories and a never-ending pile of bills I have to pay. When I get done with all of those, I rely on my hobby to let me relax and get away from it all for a while... I think if more people could have a hobby they enjoyed, and dedicated a small portion of their day to it, there would be far less stress (and stress-related accidents).”

Wise words indeed, and ones that prompt me to encourage you to write in not just about what you've read, but also to let me know the things you've learnt about the hobby and what it means to you. I'd love to read what you think. Perhaps your own words of wisdom could end up in a future Standard Bearer article...

Specialist Games

In this article, Jervis mentions a game called Warmaster. This is one of a range of games we call Specialist Games. Each game in the Specialist range explores a different facet of the Games Workshop hobby, and is supported by a range of unique Citadel miniatures. The rules for all of these games are available for free from the Games Workshop website, and the miniatures needed to play them are available from our online store.



Battlefleet Gothic Imperial Escorts.



Bretonnian character pieces from Warmaster.



A Possessed Magister from the skirmish game, Mordheim.



Orlock Heavy from Necromunda.

Find out more about the Specialist Games range at:

www.Specialist-Games.com

CITADEL TOOLS

INVALUABLE ACCESSORIES FOR YOUR HOBBY

Our range of invaluable hobby tools has been specifically designed to provide you with everything you need to assemble, model and convert your Citadel miniatures.



HOBBY KNIFE

The Hobby Knife is designed for cutting and cleaning components.

\$15



RAZOR SAW

Great for cutting metal components and large plastic pieces.

\$22



HOBBY VICE

For holding miniatures safely and securely when using a drill or saw.

\$15



HOBBY DRILL

Use for pinning metal models and drilling out gun barrels.

\$15



MODELLING FILES

Great for cleaning up mould lines and flash.

\$12



PLASTIC CUTTERS

For clipping plastic components from their frames.

\$15



SCULPTING TOOL

Use for modelling with Citadel Green Stuff.

\$6



TOOL SET

The Tool Set contains one of every tool, two "bitz tubs" and a special figure case with a custom-cut foam layer.

\$120



Tactica



FLYING MONSTERS

In Warhammer, there are many monstrous beasts that can soar across the battlefield, forming a vital part of any battle plan. Gav Thorpe looks at some ways to use these monsters.

It is often the case that the general who outmanoeuvres his opponents will gain the upper hand. Getting to charge your foes and dictate who fights against who is an important part of Warhammer tactics, and in this respect flying monsters can prove very useful. Some monsters allow you to restrict the enemy's movement or stymie their plans, while others are highly destructive units that can break an enemy unit on their own.

A well-timed attack by a flying monster can turn the enemy's plans inside-out, launch a counter-attack against a daring enemy move or simply sweep away your opponent's army.

The potency of flyers is reliant upon their mobility. Being able to move 20" in any turn, over terrain and even intervening troops, makes it very hard for your opponent to counter. A well-executed move can place a flyer on the flank or against the rear of the opposing army and cause your foe a tremendous tactical headache. This disruption is often enough to gain the upper hand before the flyer has even killed any enemies!

When selecting your army and during deployment, you should have a definite

role for each of your flyers. In this article, I'll be looking at some broad tactics that employ flying monsters, and also look at which flyers are most suitable for using them. The important thing to remember with flying monsters is their speed and, therefore, their flexibility. If Plan A is not going to work or becomes unnecessary, it's always useful to have a secondary role, a Plan B, ready. For example, you might have a hero on a Pegasus tasked to take out enemy war machines, but after both armies deploy you find that your opponent has none. In this situation, assess the battlefield and enemy deployment to identify another role that your Pegasus-riding hero can fulfil; such as warding away a skirmish screen or perhaps countering some fast cavalry on a flank.

Generally, the following roles require increasingly more powerful flyers to execute. However, even the mightiest Dragon can sometimes be best employed stopping the enemy marching or taking out a pesky war machine. Always spend a little time at the start of each turn to ask yourself how your flyers will best aid your overall battle plan – don't get locked into one way of using them.

Roles of Flying Monsters

Bewilder and Befuddle

Flyers can use their mobility to interfere with the enemy's movement, preventing the foe from marching and getting in the way of charges.

The Lone Hunter

A flying monster with a hero on its back can take on enemy fast cavalry and skirmishers, or outflank the foe and attack their war machines.

Fire From the Sky

Magic users are important additions to an army, and a wizard mounted on a flying

monster not only becomes tougher to kill, but can bring his powers to bear where they are most needed.

Meteor of Destruction

Some flying monsters and their riders are powerful enough to simply smash into the enemy and tear them apart in lethal close combat!

Dragons

Dragons are the largest and deadliest of all flying monsters, and when used well their presence can dictate the outcome of the entire battle.

Bewilder and Befuddle

Your flying monster does not have to slaughter a swathe of enemy troops to prove its value. Careful positioning of flyers can ruin an enemy's battle plan.


There is a simple rule that flyers can really take advantage of – units that start their movement within 8" of an enemy cannot march. Often this won't slow down the enemy until they are at close quarters, but with flyers you can make sure the enemy advance grinds to a halt from the first or second turn.

It's simplicity itself to park a flying monster within 8" of an enemy unit; the real trick is choosing which unit(s) to slow down, and how to do this while minimising the risk to your flyer. Although you can stop an enemy marching for a single turn, it is usually better if you can slow them down for two or three turns, and this means protecting your flyer against charges and missile fire.

For these reasons, flying monsters that have the Large Target special rule often find it difficult to get into the enemy army without being seen by every enemy war

machine and missile unit on the battlefield. Smaller flyers, such as the Pegasus and the Great Eagle, can find their way into gaps in the enemy army whilst remaining hidden. Woods are good for hiding behind (or in) if you land first and move inside on foot. Of course, it's usually impossible to hide from war machines on a hill, in which case use the proximity of enemy troops to protect you – your opponent will think twice about launching a rock or firing a cannonball at your flyer if there's a good chance he'll kill some of his own warriors.

As for the units you want to delay, there are few hard and fast rules. If your army is relying predominantly on missile fire, then the fastest-moving, hardest-hitting enemy such as heavy cavalry are your best target. If you are going to duff over the enemy in close combat, then slowing down fast cavalry or other flanking units allows you to advance with more confidence.




Redirect for Victory!

Though moderate in its killing power, the Great Eagle is perhaps one of the best flying monsters in the game. Wood Elves and High Elves players can use Great Eagles to devastating effect to interfere with the enemy. The classic tactic is the "charge redirect", which places the Great Eagle in front of and to one side of an enemy that can charge next turn.

By careful placement, the Great Eagle screens the unit behind it, but is close enough to friendly units to

allow them to counter-charge. If done properly, the enemy unit must either remain where it is and be shot or charged by your units, or it must declare a charge towards the Great Eagle, which then flees out of range and leaves the enemy vulnerable to being attacked anyway. In ideal circumstances this will even expose the flank of the enemy unit to your army. This works exceptionally well against units with Frenzy, as they must charge the Great Eagle if it is in range.



The Lone Hunter

They may not be able to deal with ranked units, but most flying monsters are more than capable of taking on war machines, skirmishers and fast cavalry.

Along with march blocking and charge redirecting, this is the most common use of flying monsters. Any Hero-level character on a flying monster mount can fulfil this role, although the top five are listed below.

The lone hunter excels by picking on units that cannot defend themselves! These are enemy units not usually committed to the frontline, such as missile, skirmishing, war machine or fast cavalry units. Basically, any unit that has few combat resolution bonuses – no extra ranks, no standard, or small in number makes an ideal target. Also, beware units with multiple Attacks, such as

Wood Elf Wardancers or Skaven Gutter Runners. It can be something as small as suffering a single wound that swings the balance of these close combats against your flyer.

It's important for your hunting monster to do its job as quickly as possible – it's not just about scoring Victory Points. There's much more benefit in taking out a war machine before it has blasted your army to pieces than after! With this in mind, when deploying your lone hunter try to make sure that it can get to its target safely in two turns. If possible, use terrain to shield your flying monster from enemy shooting, but make sure that you can charge your target.

Top Five Lone Hunters

High Elf Noble
with Dragon Armour,
Enchanted Shield, Reaver
Bow, lance and riding a
Great Eagle.

195 points

Dark Elf Noble
with heavy armour,
shield, Sea Dragon cloak,
lance, Web of Shadows,
Seal of Ghroind and
riding a Dark Pegasus.

191 points

Wood Elf noble
with light armour, shield,
spear, Hail of Doom
Arrow, Helm of the Hunt
and riding a Great Eagle.

181 points

Brettonnian Paladin
with heavy armour,
lance, shield, Grail Vow,
Virtue of Noble Disdain,
Gromril Great Helm and
riding a Pegasus.

187 points

Empire Captain
with full plate armour,
shield, pistol, Shroud of
Magnus and riding a
Pegasus.

166 points



The Daemon Prince has landed behind the Handgunners, preventing them from firing on it. The Rocket Battery is too close to target the monster, while the Great Cannon cannot get line of sight.

Cannon Bane

When attacking a war machine, you can be sure that your opponent is going to realise what you are up to, and might turn his war machine on your monster in a pre-emptive strike. To minimise the risk, there are two ways to approach a war engine. The first is to place your monster amongst enemy units, as with the march blocking tactic earlier. This is useful against war machines on hills, as even a monster that is not Large can charge over intervening units.

The other option is to get as close as possible to the target before charging. Stone throwers and similar engines of destruction have a minimum range, and may not be able to target you at all. Other war machines, like cannons, add a

random amount to the distance they fire, and so if you get close there's a chance the shot will go past your monster before it can do any damage. Beware of grapeshot from cannons, so don't get too close! Also remember that this won't work against bolt throwers, Helblaster Volley guns and other devious war machines that can target you at close range.

Against batteries of engines, try to attack from one side rather than head-on. For a start, the closest war engine will block the line of sight of others, and secondly when your victorious monster overruns or pursues, the creature's movement will take it directly into a fresh victim.

Meteor of Destruction

Sometimes you just need to kill lots of enemy troops! By mounting your general on a gigantic flying beast, you may have just the weapon for the job.


The “meteor of destruction” requires your monster and its rider to deal out as much damage as possible in close combat. This type of flyer can be used on its own against weak to average opposing units, and in conjunction with friendly units to overwhelm tougher or larger enemy regiments. The prime requisite for any meteor of destruction is to get as many Attacks as possible, against the highest Strength possible. The examples included on this page show just a couple of the many ways this can be achieved.

Despite the ferocious amount of death and injury you can cause with a Dark Elf Beastmaster on a Manticore or an Orc Warboss on a Wyvern, “frontline” infantry units usually come with combat resolution bonuses for three extra ranks, at least one standard and they will outnumber. In order to win the combat your rampaging mass of clawed and fanged death is going to have to cause at least 6 unsaved Wounds and suffer none in return. No small feat, even for the biggest creature! You should usually err on the side of caution when working out how many enemies your flyer and rider can kill – you never know when a couple

of fluffed To Hit rolls can turn a “sure thing” result into an embarrassing Break test and rapid retreat!

All of this gets a little easier when you use the mount’s mobility to charge the enemy in the flank or rear. Proper meteors of destruction should have a unit strength of 5 or more – that’s to say the mount has at least 4 wounds on its profile, plus an extra point of unit strength for the rider. By having such a monstrous beast crashing into them, the enemy are disrupted and will lose their bonus for extra ranks – that’s three less wounds you need to inflict in order to win.

These monsters also tend to be Large and so can charge over your units and those of the enemy to get into the flank or rear of their target. A canny opponent will look out for these potential swooping charges and bunch his units together to deny your monster space. That’s fine, because this will make them more vulnerable to scattering war machine shots, spells with templates, and they’ll have to take Panic tests when their friends are broken in combat.



King Louen Leoncoeur of Bretonnia is a true meteor of destruction, capable of causing devastation to enemy units.

Meteors of Destruction

Chaos Lord

with Mark of Slaanesh, Blade of Blood, Pendant of Slaanesh, Armour of Damnation, Enchanted Shield and riding a Chaos Dragon.

690 points

Bretonnian Lord

with Grail Vow, Virtue of the Ideal, Silver Lance of the Blessed, Shield and riding a Hippogryph.

441 points

Black Orc Warboss

with Porko’s Pigstikka, Spiteful Shield, Warboss Imbad’s Iron Gnashas and riding a Wyvern.

440 points

Blood Dragon Vampire Lord (Level 3 Wizard)

with lance, shield and full plate armour, Red Fury, Strength of Steel, Honour or Death and the Talon of Death, riding a Zombie Dragon.

739 points



Fire From the Sky

Wizards are pivotal to the battle plans of many generals, but sometimes it seems as if you need them everywhere at once. This problem is solved with relatively cheap flying mounts.

Wizards are tricky characters to use sometimes. Often they need to be within a unit for extra protection, but then become a liability if that unit gets into combat. Many of their spells require line of sight or have relatively short ranges, and so it is tempting to allow your wizards to roam on their own, but this leaves them vulnerable to being shot, or attacked by enemy skirmishers or flyers.

With the addition of a flying monster mount, your wizard can not only move rapidly to where he will be most effective, but also gains a measure of extra protection against shooting and magic missiles. Of course, the best defence is to be in the right place and not vulnerable, and that's the greatest asset of a flying mount. Pretty much any wizard will benefit from the kind of mobility this brings, but some monsters – the more expensive ones such as Wyverns and Winged Nightmares –

are usually best reserved for Lord-level spellcasters. Also, Chaos players should remember that this includes Daemon Princes and the Lord of Change.

As with any wizard, having the right spell is important, so an item that allows your wizard to choose his spells or generate additional ones help to make sure that you get the right enchantment for the job. Spells that have a short range often get overlooked, but can be amongst some of the most powerful in Warhammer, especially when you have a big winged beast to carry you into range earlier than your opponent expected! A selection of my favourite nasty but short-ranged spells include: Dazzling Brightness and Cleansing Flare from the Lore of Light, Crown of Taidron from the Lore of Shadow, Mistress of the Marsh and Master of the Wood from the Lore of Life, Drain Life from the Lore of Death, and Soul Stealer and Dominion from the Lore of Dark Magic.

Disc of Tzeentch

Exalted Champion of Chaos
with Mark of Tzeentch, additional hand
weapon, riding a Disc of Tzeentch.

219 points

This chap is a bit of a bare bones character, but an effective one nonetheless. With a total of six Strength 5 Attacks (five for the rider, one for the disc) the Tzeentch Disc Rider can quickly clobber enemy fast cavalry and most skirmishing units – although he'd best avoid Wood Elf Wardancers – and makes for a handy combined charge against a ranked up unit. In fact, this warrior can even challenge small units of heavy cavalry – provided they don't have a 1+ armour save, that is. The Tzeentch Disc Rider's real advantage, though, lies in his magical abilities. As a level 2 wizard he can be killing the enemy right from turn 1 – no waiting to get in a charge. The best result is a combination of the Yellow and Orange fires, granting a bucket of re-rolls and a 5+ Ward save. Failing that, it's always worth swapping one spell for Red Fire – it's cheap, cheerful and kills small units from 30" away. Not a bad spell for moments when the Disc Rider finds himself unengaged.



Dragons

Arguably the most powerful of all the flying monsters are the Dragons. They are creatures rarely seen in the skies, but when they are summoned they'll have a decisive role to play.

The ultimate flying monster is the Dragon. Whether it is a Zombie Dragon, Black Dragon, Imperial Dragon, Moon Dragon, or any other kind of Dragon, this beast is big enough and strong enough to take on all-comers and win. It has the distinct advantage of having enough Wounds to negate ranks and gain combat resolution bonuses for flank or rear charges, even if the rider is killed. All Dragons are large monsters that can charge over intervening obstacles. They also have

a breath weapon, so when used to block enemy marches or after recovering from a pursuit, the Dragon can still deal damage to the enemy.

Most armies have access to one kind of Dragon or another, but the High Elves are the undisputed kings of this, famed for their Dragonriders, so I'll finish off by highlighting just a few of my favourite rider and Dragon combinations.

Happy gaming (and death from above)!

Gav Thorpe



Knight Slayer

Elf Prince

with Star Lance, Guardian Phoenix, Dragon Armour and Helm of Fortune, or Armour of Caledor*, and riding a Star Dragon.

619 / 610 points (depending on armour).

*This depends whether you prefer a solid 2+ armour save or a 3+ re-rollable save.

This is the ultimate High Elf fighting unit on the charge, but even so it's probably best to attack ranked units with high combat resolution in the flank or rear. The preferred targets for this Dragonlord are all kinds of heavy cavalry, though a full Bretonnian lance with a battle standard bearer and a fighting general could be a serious

obstacle. Other targets are units of monsters such as Ogres, Minotaurs and Trolls – but Dragon Ogres should only be engaged from the flank since a unit of three has more Wounds than this Lord has Attacks, and they can hit back with the best of them!

Also all other monsters, monstrous characters and monstrous mounts are fair game, though one should approach Chaos Lords on Dragons with great care, and also be more circumspect around Ogre Tyrants. The latter can kill your Dragon outright, resulting in your Lord being outnumbered by a fear-causing enemy. The moral is: know thy limitations, and this guy will slay!

Mobile Firepower

Elf Prince

with Dragon Armour, lance, Bow of the Seafarer, Guardian Phoenix, Enchanted Shield and riding a Star Dragon.

630 points

This model costs a lot of points and so must be used very carefully for it to return on the investment; if used at its full potential it's a definite battle-winner. This Elf Lord does not have any preferred opponents, as his main mission is to fly around the battlefield shooting his magic bow. In the process of doing so, you should position the Dragonrider so that he gets a flank or rear charge to support your other units, thus collapsing the enemy line and bringing victory to the warriors of Ulthuan!

Hunter

Elf Prince

with halberd, The Amulet of Light, Armour of Caledor, Vambraces of Defence and riding a Star Dragon.

621 points

This setup is similar to the Knight Slayer, shown left, and can perform most of the same tasks. However, the Hunter is optimised for hunting down Daemons, Forest Spirits, Ethereal creatures and their ilk. The Amulet of Light will allow all attacks against such creatures to count as magical, while the Vambraces of Defence will protect the Prince with a 4+ Ward save.

HIGH ELVES

WARHAMMER

For this month's 'Eavy Metal Masterclass, Anja Wettergren tackles one of most fondly remembered Citadel miniatures: Eltharion the Grim, Warden of Tor Yvresse.

ELTHARION THE GRIM

The Warden of Tor Yvresse is one of the greatest Elf Lords to have lived. Known as Eltharion the Grim due to his extremely dour personality, he was no less loved by the people of Tor Yvresse as he successfully defended them from the fearsome invading greenskin horde of Grom the Paunch.

It's hard to believe that Jes Goodwin's brilliant miniature of Eltharion on his noble Griffon, Stormwing, is over 15 years old. Yet even now, against the fantastic sculpts of today, the model stands out as a classic and a great figure to have for a centrepiece in any High Elf force.


With the recent re-release of Eltharion in his classic form, we thought it was a great opportunity for 'Eavy Metal to give this model the masterclass treatment.

Preparing the model

Anja Wettergren was tasked with assembling and painting this model. Her first job was to clean up all the components. Using a Hobby Knife and Modelling Files, Anja carefully went over every metal component, removing flash and filing away the mould lines that are an inevitable part of the metal casting process.

Once the separate components were ready, Anja set about assembling the model. Anja divided the model into three distinct sub-assemblies: Stormwing, the legs and saddle, and Eltharion's torso.

Anja prefers to isolate areas of her models when painting, completing a section such as the Griffon's wings, before moving onto the beak, for example. You'll see this approach on the following pages.



ELTHARION



STORMWING



FANGSWORD

Constructing the Griffon

Before Anja could begin painting, she needed to clean up the components and assemble Stormwing, the Griffon. She stuck the body, tail and claw parts together with superglue and, when dry, blended the joints and filled in the gaps with Green Stuff. The wings were then added, being pinned into place with the aid of paperclip wire and a hobby drill.

Blending the Joins

When you have assembled Stormwing, there may be gaps where the large metal components join together – this is due to the metal cooling as it leaves the mould. These small joins can easily be covered with Green Stuff. Once you've mixed the blue and green parts of the putty together, roll it out into a thin sausage shape. Carefully drape the putty over the gaps and then, using a Sculpting Tool, gently smooth the Green Stuff into the gap. Keep working the putty until the join is disguised. Keep the ends of the Sculpting Tool wet to prevent it sticking to the putty.

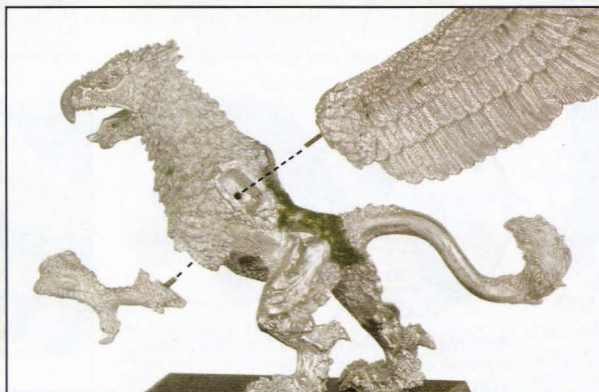


Anja painted Eltharion in three different parts and only assembled the model when all the painting was completed.

- 1) Stormwing
- 2) Eltharion's torso
- 3) Legs and saddle.

Pinning the Griffon

It is best to pin both the wings and the talon to the Griffon's body. Using the Hobby Drill, bore holes in both the wing connecting tabs and the sockets on the Griffon's back. It's important that the holes match up when the wings are in place. Cut some paperclip wire to about 10mm in length and glue this into the hole in the socket. Now stick the wing onto the Griffon, using the wire to join them.



Green Stuff

Green stuff is a two-part epoxy putty that the Citadel designers use the majority of the time to sculpt their models.

As illustrated on this page it is also perfect for filling gaps, and to use for sculpting work for your own conversions.

You can find blisters of Green Stuff in our Hobby Centres and through GW Direct.

Griffon – Painting the Feathers

Feathers on models have a raised texture that takes paint very well and so can be less challenging to paint than other areas of a model like skin or clothing. For Stormwing's feathers, Anja used a basecoat then a shade, and then highlighted the feathers with drybrushed layers until she was happy with the finish.



To get a strong contrast on the wings and upper body, Anja used two colour schemes: dark brown and off-white.



Painting the Feathers



1 Light Basecoat
1:1 mix of Khemri Brown and Bleached Bone.

Dark Basecoat
Scorched Brown.

Basecoat. The feathers are painted in alternate stripes. Paint the light areas first, as the Foundation colour provides a strong base.



2 Light Shade
Flesh Wash.

Dark Shade
Black Ink.

Shade. Black Ink was used for shading the dark feathers while Flesh Wash was applied sparingly to the base and stem of each feather.



3 Light Highlight
Bleached Bone.

Dark Highlight
1:2 mix of Scorched Brown and Graveyard Earth.

1st Highlight. Using a Small Drybrush, apply the first highlights as a heavy drybrush – or overbrushed – layer.



4 Light Highlight
1:1 mix of Bleached Bone and Skull White.

Dark Highlight
1:2 mix of Scorched Brown and Graveyard Earth.

2nd Highlight. Successive highlight layers require a lighter drybrush – wipe off even more of the paint before applying the technique.



5 Light Highlight
Skull White.

Dark Highlight
Graveyard Earth.

Final Highlight. The light feathers have a final drybrush of Skull White. The dark feathers had a drybrush of pure Graveyard Earth.



Griffon – Painting the Fur

The hindquarters of a griffon resemble those of a large cat, and Stormwing in particular is part leopard. When painting animal fur it's good to use real life reference material, so Anja used the infinite resources of the Internet to get some leopard photos before she tackled this part of the model.



A Leopard's spots are not actually "spots" but are more of a "U" shape.

Other types of Griffon

By Joe Tomaszewski



Lion. Lion fur uses lighter, more muted browns, such as Snakebite Leather. Obviously there are no spots!



Snow Leopard. This dramatic colouration uses a pale grey base, highlighted up to pure white before adding the markings.



Tiger. The contrast between the light and dark parts of the fur are more pronounced, but the basic palette is the same.



White Lion. This Chracian Griffon is painted in the same way as a regular lion, but with a much paler colour palette.

Painting the Fur



1 Light Basecoat
1:1 mix of Khemri Brown and Calthan Brown.

Orange Basecoat
1:1 mix of Fiery Orange and Scorched Brown.



2 Light Shade
Scorched Brown.

Orange Shade
Scorched Brown.



3 Light Highlight
Khemri Brown.

Orange Highlight
2:1 mix of Fiery Orange and Scorched Brown.

Basecoat. The underside was given a basecoat of Khemri Brown and Calthan Brown. The haunch, back and tail was painted with the orange mix.

Shade. Scorched Brown was applied as a shading wash on both the underside and the orange areas of the fur.

1st Highlight. For the first highlight layer, Anja added more Fiery Orange to the base mix. The light fur received a Khemri Brown highlight.



4 Light Highlight
1:1 mix of Khemri Brown and Bleached Bone.

Orange Highlight
3:1 mix of Fiery Orange and Scorched Brown.



5 Light Wash
Snakebite wash.

Orange Highlight
Fiery Orange.

Orange Glaze
Dark Flesh

2nd Highlight. Try applying several thin layers of each stage instead of one thick layer, to achieve a natural, blended effect.

3rd Highlight. The wash over the light areas, and the glaze over the orange areas were applied to mute the tones.



6 Light Highlight
1:1 mix of Bleached Bone and Skull White.

Orange Highlight
1:1 mix of Fiery Orange and Elf Flesh.

Final Highlight. After the final highlights are applied to both parts of the fur, it's time to paint on the spots – see above for details.

Painting the Talons



Basecoat. For the first stage Anja painted the claws with a basecoat of the above mix.



1st Highlight. The first highlight layer was applied in rough stripes.



2nd Highlight. The stripes were defined, getting lighter towards the points.



Final Highlights. The claws were given a final highlight of Bleached Bone and then thin lines of Skull White were carefully added.

Griffon – Painting the Beak and Claws

After the griffon's body was complete, Anja started work on the beak, tongue and claws respectively. Again, Anja worked on each area separately, only moving on to the talons once the beak and tongue had been completed.



Painting the Beak



Basecoat. The beak's basecoat was built up with several layers of Bronzed Flesh.



2nd Shade. A Scorched Brown/Black mix was then applied towards the tip of the beak.



2nd Basecoat. The Bronzed Flesh provides a strong base for the thinner yellow pigment.



Highlight. The first highlight was applied to the top and edges of the beak.



Shade. The shading is applied in thin layers, blended towards the beak's point.



Final Highlight. Skull White was added to the very edges of the beak.

Eltharion – Painting Metallics

When it came to Eltharion himself, Anja started work by first picking out the metallic parts of the model and working them up in lots of stages to get a highly polished sheen, worthy of a High Elf hero of Eltharion's stature.



Painting the metal areas first means there's less danger of catching the face, chest plate or helmet feathers metallic paints and their related washes.



Don't forget to paint the greaves, saddle edge, sword hilt and spear decoration in gold as well.



Ithilmar Weapons



1 Basecoat
Boltgun Metal.

Basecoat. Anja used Boltgun Metal to provide a solid, flat basecoat.



2 2nd Basecoat
Chainmail.

2nd Basecoat A second basecoat of Chainmail was added to brighten the metal areas.



3 Wash
Blue Ink
Wash
1:1 wash of Blue and Black Ink.

Wash. Two washes were then applied to provide a bluish, polished effect.



4 Highlight
Mithril Silver.

Highlight. When dry, a thin coat of Mithril Silver was added for the highlight.

Painting Gold



1 Basecoat
1:1 mix of Scorched Brown and Shining Gold.

Basecoat. Adding Scorched Brown to the gold paint makes the colour look less artificial.



2 2nd Basecoat
Shining Gold.

2nd Basecoat. Pure Shining Gold was then applied over the top of the first basecoat.



4 Highlight
Burnished Gold.

Highlight. The first highlight Anja applied was of pure Burnished Gold.



5 Highlight
1:1 mix of Burnished Gold and Mithril Silver.

2nd Highlight. Adding Mithril Silver to gold is a great way to get a polished effect.



3 Wash
Brown Ink,
Wash
1:1 wash of Scorched Brown and Liche Purple.

Wash. The brown wash provides shading, while the purple enriches the colour.



6 Highlight
Mithril Silver.

Final Highlight. Pure Mithril Silver was added as a fine edging highlight.

Eltharion – Painting the White and Blue

Painting white, especially on something as elegant as this model, can be tricky. Anja's advice is to use a light basecoat, and build up lots of thinned down layers of Skull White. Even when you think you have applied the final coat, look again when the model is completely dry and don't be scared to add a few more thin layers to get an even crisper finish.

White and Blue



Blue Basecoat
Regal Blue.

White Basecoat
Astronomicon Grey.

Basecoat. The blue areas were given a basecoat of Regal Blue while Astronomicon Grey was used for the white basecoat.



Blue Highlight
1:1 mix of
Regal Blue and
Enchanted Blue.

White Shade
Shadow Grey.

1st Highlight. The blue areas had a highlight, using a 1:1 mix of Regal Blue and Enchanted Blue. The white parts were shaded grey.



Blue Highlight
1:1:1 mix of regal
Blue, Enchanted
Blue and Space
Wolves Grey.

White Highlight
Skull White.

2nd Highlight. At this stage, start to build up the thin layers of Skull White and add the penultimate highlight layer to the blue areas.



Blue Highlight
Space Wolves
Grey

White Highlight
Skull White.

Final Highlight. Apply Space Wolves Grey as a very fine edging highlight to the blue areas. Continue to build up the white layers.



A steady hand is needed to get to the feathers of the helmet wings behind Eltharion's outstretched right arm.



The quiver has been painted using the same techniques as the rest of the blue and white elements.



Painting Gemstones

When painting gems, start from a basecoat of Chaos Black and gradually work up layers of paint until you reach the lightest colour. The gem stages used on this model are shown here. The darkest portions should be at the top of the gem, while the highlights fall towards the bottom. Finally, a small dot of Skull White in the top corner represents reflected light.



Red Gore.



Blood Red.



Blazing Orange.



Fiery Orange.



Skull White.

Eltharion – Painting the Face and Saddle Back

Anja tends to paint faces last, so as to match the contrast with the rest of the model. If you paint the face first, you might make it too dark, which will look out of place on a model as light as this one.



Painting the Face



Basecoat
Vermin Brown.

Basecoat. Aim to get a flat, even coat of Vermin Brown, leaving the eyes and mouth black.



Shade
1:1:1 mix of Scorched Brown, Liche Purple and Chaos Black.

Shade. The shade is applied as a wash, and set the tone for the subsequent highlight layers.



Highlight 1
Dwarf Flesh.

Highlight. Start to block in all of the raised areas with the highlight mix.



Highlight 2
1:1:1 mix of Dwarf Flesh, Bronzed Flesh and Bleached Bone.

2nd Highlight. Continue to build up the highlights, concentrating on the raised areas.



Highlight 3
Bleached Bone

3rd Highlight. Apply the fine highlights on the most prominent parts of the face using a fine brush.



Glaze
1:1 mix of Purple Ink and Scorched Brown.

Glaze. Re-establish the fey, Elven skin tone with a very thin purplish glaze.



Final Highlight
3:1 mix of Bleached Bone and Skull White.

Final Highlight. Again, reset the final highlights. All that's left now are the eyes and teeth.



Painting the Saddle Rest



Basecoat
2:2:1 mix of Mechrite Red, Scab Red and Liche Purple.

Basecoat. Start with a deep red basecoat mixed from the above colours.



Shade
1:1 mix of Scab Red and Chaos Black.

Shade. Add definition to the creases in the saddle back with a dark shading wash.



Highlight 1
1:1 mix of Scab Red and Blood Red.

Highlight. Highlight the panels with a bold, deep red.



Highlight 2
1:1:1 mix of Scab Red, Blood Red and Blazing Orange.

2nd Highlight. Start to pick out the creases and edges of the panels.



Highlight 3
Blazing Orange.

3rd Highlight. As the highlight layers get lighter, they should also get finer and more precise.



Final Highlight
1:1 mix of Blazing Orange and Elf Flesh.

Final Highlight. Only the sharpest edges should be highlighted with this very pale mix.



Eltharion – Finishing Touches

A character model painted to this high standard will make a fantastic centrepiece for any High Elf army. Even with the great new Dragon and High Elf character models in the same force, Jes Goodwin's classic Eltharion sculpt has stood the test of time, and should take pride of place in any budding High Elf Noble's force.



Hair. The hair was first given a Bronzed Flesh basecoat, followed by a Bestial Brown wash. It was then highlighted, first with a 1:1 mix of Bronzed Flesh and Bleached Bone, then pure Bleached Bone, and finally Skull White.



Face details. The eyes and teeth were painted with very thin bands of Skull White. Finally, Anja added tiny dots of Chaos Black for the pupils.



Gloves and sword detail. The black gloves were highlighted up from Chaos Black by adding increasing amounts of Space Wolves Grey. The sword grip was painted in the same way as the saddle back. Finally, the gemstone was painted as described on page 98.



CITADEL Plastic Cutters TOOLBOX

In this month's Toolbox, we take a look at one of the most indispensable hobby tools – the Plastic Cutters. These are so useful that no hobbyist should be without a pair!

\$15
Each




Using Plastic Cutters

Plastic Cutters are primarily used for clipping plastic components from frames. They are a versatile tool that can be used for a whole range of hobby-related tasks. We asked some of the Design Studio modellers for their hints and tips.

Clipping Frame Components



When snipping components from their frames, don't cut too close. It's best to leave a bit of the frame attached to the component and then clean it up with a Hobby Knife afterwards.




Converting Miniatures




If you're cutting an arm, head or other appendage off a model then use the flat side of the cutter blades against the part you wish to keep. This will ensure that you get a clean cut on the correct side of the component.



Removing Detail



Cutters are great for weathering plastic components and removing raised detail. Rather than using a saw or knife to try to cut away a difficult-to-remove part of a model, such as a book being held in a miniature's hands, or the surface detail from a City Ruin, the Plastic Cutters can be used to clip away the majority of the detail, before tidying the model up with the knife and files.



Top Tip

Safety First

Plastic Cutters work by applying pressure to the sharp blades, which means that small components and pieces can have a tendency to fly off in a random direction. This is a particular problem if you use the tool for cutting metal components. Angle the cutters downwards, so that the piece you're cutting lands on your desk and not in your eye!



Top Tip

Faithful Companions

The Hobby Knife and modelling files are great tools for cleaning up models once you've freed them from the confines of the plastic frame.



<http://us.games-workshop.com/CelebrateTheDay.htm>

CELEBRATE THE DAY!

Gather for a Birthday
Celebration for your local
Hobby Center! There will
be gaming, prizes, and
limited items for sale. You
can't afford to miss this!



FRONTLINE

The Events Diary

102-107 ►►

Events Calendar

Find out what's happening when and where in the Games Workshop hobby community with this comprehensive list of important dates, tournaments, campaigns, and more.

Event Profile

See what happened at a recent event, including Games Days, Grand Tournaments, Indy GTs, and more!

Store Information

108-113 ►►

Games Workshop Hobby Centers

Get everything you need to build your forces and then take them into battle! GW Hobby Centers are the place to learn and practice the intricacies of the Hobby.

Store Listings

All the Games Workshop stockists in your territory are listed here. Wherever you are, you can always find a Games Workshop and Citadel Miniatures retailer close by.

Ordering Direct

114-119 ►►

Games Workshop Direct

The full range of Games Workshop products are available from GW Direct, our premiere online and telephone ordering service.

Advance Orders

Order the newest miniatures now – so new they're not even out yet! Order next month's models today and have them dispatched as soon as they are available.

THE EVENTS DIARY

Conquer the world at tournaments and learn new skills at hobby days! Events are your opportunity to immerse yourself fully in the hobby with, potentially, people from all over the world. Large or small, events are the places to spend your weekends.



Upcoming Events

Please note all dates and details are correct at the time of going to print but are subject to change. Games Workshop is not responsible for the content, timing or price of events not organized by Games Workshop.



EVENTS DIARY ABBREVIATION GUIDE

WHWarhammer
40KWarhammer 40,000
BBBlood Bowl
WABWarhammer Ancient Battles
WPSWarhammer Players' Society
WECWWarhammer English Civil War
EpicEpic Armageddon
LOTRThe Lord of The Rings
GWGames Workshop
GTGrand Tournament

Event Profile: LA Games Day

Games Workshop's arrival in Sunny California on August 11th marked the last Games Day of the 2007 year! The crowds gathered for games, contests, and battles!



Tournament players arrived early to begin playing in the 2007 LA Tournament for fame and glory!



Speed Painting – the calm before the storm.




The Pacific Marauders' Fantasy Aerial Combat won Best Club Event.



The Conversion Contest saw a flurry of people clip through the sprues during the day!



The Path to The Crown Warhammer big game warcries could be heard throughout the hall!



The Golden Demon painting competition winners can be seen in White Dwarf #335.

Guests Nathan Bishop, Phil Kelly, and Dominic Murray talk to the crowd (left). The gaming madness of Apocalypse continues from Chicago's Games Day (middle). The Chosen's The Siege of Middenheim won Best Club Table (right).



<http://us.games-workshop.com/news/events/>

Event Calendar

What's on, when and where:
All the events for the next
two months are listed here.

WAAAGH!

All month long the Hobby Centers will be running Orky events including Apocalyptic battles, Battleforce painting competitions, Ork Waaagh! banner competitions, and Orky terrain building. See page 37 for details,



Hobby Center Events

Reclamation of the Rift Worlds

Date: All Month Long
Venue: All Chicagoland Hobby Centers
Details: The Rift Worlds are being invaded by a WAAAGH! and their allies. It has fallen upon the Imperium and their allies to fight off the massive alien horde. Every Game of Warhammer 40,000 will be counted towards one of the nine planets in the system.
Contact: 630-232-2929

5th Yarrick's Fall

Date: Saturday, January 5th, 2008
Venue: Seattle Hobby Centers
Details: At 11:00 a.m. and again at 6:00 p.m. take place in a massive story based battle. Bring in 750 points of Imperial forces if you wish to play on the Imperial side. Chaos players, Necrons, Tyranids, and Tau will all be allied to fight and hopefully finally stop Commisar Yarrick once and for all. Evil forces can bring up to 1,000 points. Chaos terminators can be brought to the battle without paying the points cost in the army list. Will Commisar Yarrick live through the malestorm or will you be able to protect him? Prizes will be given out during both games.
Contact: Call the Hobby Center in Seattle you will be playing at and get signed up.

19th Build a 40K Defensive Outpost

Date: Saturday, January 19th, 2008
Venue: Seattle Hobby Centers
Details: Once at noon and again at 7:00 p.m. come in a learn how to build a Warhammer or Warhammer 40,000 defensive outpost. Hobby Specialists will be on hand to help you step-by-step to build these useful, cool scenery pieces using every day household materials. Everything you will need will be provided by the store. Participants will be able to take home their creation. Space and supplies are limited so please sign up today.
Contact: Call your Seattle Hobby Center to ensure you will get to take home one of these great scenery pieces.

Assault on Ull

Date: All month long in January
Venue: Baltimore & DC Area Hobby Centers
Details: There has been reports of several Space Hulks dropping out of the warp in the uninhabited Geppis Sub-Sector. There has been indication that millions of life form are on board. The Orks are gathering a huge WAAAGH!!! in the Maryland and Virginia Games Workshop Stores all month long in January. Each store will host a clan of the Biggest and Baddest Greenskins that they can muster up to battle for the Geppis sub-sector as part of the Road to Ophelia Campaign. Bring any Warhammer 40,000 army to battle it out with or against the Orks, create your own Heroes of Ull, and take control of the Geppis Sub-Sector every Saturday in January at any Games Workshop store in Maryland and Virginia. Then, make sure you gain victories on weekdays in January as part of the campaign to ensure victory for your race!
Contact: 410-590-8675

19th The Mines of Moria

Date: Saturday, January 19th, 2008 • 2 p.m.
Venue: Detroit Hobby Centers
Details: An open sore on the face of the fair lands of Middle Earth, now is the time to purge the land of this blight. Can the forces of Good restore this place to its former glory, or can you as an Evil general inflict defeat on the arrogant upstarts. Bring your Mines of Moria sets and your armies to fight in this truly epic battle!
Contact: 248-348-9433

26th The Battle for Macragge

Date: Sun 27 January 2008 • 1 p.m.
Venue: Detroit Hobby Centers
Details: Hive Fleet Behemoth is moving towards the Macragge system, destroying everything in its path! Bring in your forces to prevent this menace absorbing the Macragge system, or help them destroy all life in the system and divert the attention of the Imperium from other systems and planets. Begins at 1 p.m.
Contact: 248-348-9433

26th The Lord of The Rings

Date: Saturday, January 26th, 2008 • 12 p.m.

Venue: Seattle Hobby Centers

Details: Wargs have attacked a small village of just outside of the Haradwaith. Hundreds of them have started lighting strikes into villages in the area. Bring in 500 points of a Good army and try to rescue the villagers. Bring in 500 points of an Evil army and do your masters bidding and capture the right villager to be rewarded beyond your dreams. Can you solve the mystery of why they are attacking before the battle goes too far? Will you be able to capture your master's prize? Enjoy a day of great The Lord of The Rings gaming starting at noon and going all day.
Contact: Call the Hobby Center in Seattle you will be playing at to get signed up.

26th The Battle for Skull Pass

Date: 26 January 2008 • 2 p.m.

Venue: Detroit Hobby Centers

Details: Skull Pass, a critical trade link for the countries in the West is under threat, we will be fighting to determine who is the ultimate master of this critical piece of land and thus gain control of the riches which flow through this artery. Join us at 2 p.m. Throughout the month we will also be running tactics classes and showing you how to use your Battle for Skull Pass sets, contact your local Hobby Center for more details.

Contact: Auburn Hills: 248-454-7708

Novi: 248-348-9433

Rochester Hills: 248-844-2627

Ypsilanti: 734-482-4449

Independent Retailers

12/30 Apocalypse

Date: Sunday, December 30th, 2007

Venue: GMI Games

Details: Wen Sraey is a beautiful planet in the western end of Sigma Pacifica. Lush and serene...that is until Apocalypse hit. Now this once tranquil world is the focus of an evil plot to envelope the land in death and destruction. Can the defenders stop the onslaught that could extinguish the lives of billions? Or maybe not, after all conquest is so much more appetizing. Come to GMI GAMES on Sunday December 30, 2007 at 10:00 a.m. and choose your destiny. Call or email GMI GAMES today to reserve your spot and get additional information.

Contact: (951) 681-8270 •

GMIGames@yahoo.com

12th Iron Grot Series

Date: Saturday, January 12th, 2008

Venue: Jester's Playhouse, Northfield, NJ

Details: Iron Grot Series: 2500 Point Warhammer 40K Tournament. Battle score is all that matters. Models should be painted but there will be no paint score or sportsmanship (but bad sportsmen will be fed to the squigs). Players will be playing three games each with a different scenario each round. This will be the first in a year long series. Entry is \$12.00. Prizes and trophies will be awarded.

Contact: 609-677-9088

Website: www.jestersplayhouse.com

12th The Great Escape

Date: Saturday, January 12th, 2008

Venue: Comic Asylum, Garland, TX

Details: Warhammer 40K Tournament. Bring 2200 points of any Codex supported Army. The start time is at 10 a.m.

There will be three rounds to determine the winner. Prizes will go to 1st Place, Best Sportsman, and Best Army. Army lists required.

Contact: 972-414-7760

EVENT SPOTLIGHT

12th Misty Mountain North Fantasy First


Date: Saturday, January 12th, 2008

Venue: Misty Mountain: North, Burnsville, MN

Details: Misty Mountain North kicks off it's first Warhammer Fantasy Rogue Trader Tournament with FREE admission. Prizes for best Overall, Best General, Appearance and Sportsmanship. Registration at 9am, first game at 10am, Lunch break after first game, 3 games total. Come play in over 6000 square feet of play space!

Contact: 952-895-1989 •

steve@mistymountaingames.com



SEE PAGE 37 FOR DETAILS.

January RTTs

40K

JANUARY 6

Heroes Ink
McMinnville, TN
931-474-4376

JANUARY 12

Knightfall Games
Beaverton, OR • 503-626-9067
www.knightfallgames.com

JANUARY 19

Valhallas Game Center
Wheatridge, CO
303-463-5451
www.valhallas.com

Battlefields

Oklahoma City, OK
405.936.0073
www.battlefieldsokc.com

JANUARY 26

Gryphon Games & Comics
Fort Collins, CO
970-224-3599
info@gryphongamesandcomics.com

Goblin Shoppe

Tampa, FL • 813-908-8455
rtt@goblinshoppe.com

JANUARY 27

Atlantis Games and Comics
Virginia Beach, VA
757-479-5400
www.atlantis-comics.com

Warhammer

JANUARY 5

Valhallas Game Center
Wheatridge, CO
303-463-5451
www.valhallas.com

JANUARY 12

Goblin Shoppe
Tampa, FL • 813-908-8454
rtt@goblinshoppe.com

The Guardtower

Columbus, OH
614-488-4311
http://members.aol.com/gtower5886/location.html

<http://us.games-workshop.com/news/events/>

NEW!

Independent Stockists
Games Workshop
products are now
available from:

Hobbies Crafts & Games
Soldotna, AK
907-398-7880

Game Arena
Cerritos, CA
567-403-2100

A-1 Comics
Sacramento, CA
916-331-9203

Wright Cards & Gaming
Danbury, CT
203-778-6300

War House
Ringgold, GA
706-937-5447

Galaxy America
Chicago, IL
773-777-8687

Enchanted Toy Chest
Edwardsville, IL
618-343-1090

The Keep
Harrisburg, IL
618-253-8217

**Sinclair Books,
Comics & Games**
Kendallville, IN
260-347-2995

The Sage's Shoppe
West Lafayette, IN
765-714-9983

Harrisons Ltd
Medford, MA
978-741-0786

The Whiz Store
Medway, MA
508-366-2030

**Fortress Comics &
Games**
East Lansing, MI
517-333-0435

HobbyTown USA
Minnetonka, MN
952-931-2262

Miniature Market
St Louis, MO
314-270-3510

Game Shack
Greenville, NC
252-695-6442

continued on next page

Independent Retailers

continued

12th Killer Bits!

Date: Saturday, Jan 12th, 2008 • 1–5 p.m.
Venue: Fantastic Games, Edmonds, WA
Details: Killing-and Bits, Killing-and-Bits. I got to get me some KILLER BITS! Learn how to make your models 'killer' and look the way you really want them to look!

This hands-on workshop will give participants a work on and learn great ways to modify and scratch build models using Games Workshop miniatures and bits.

There will be classes for both beginners and advanced technique classes for experienced hobbyists. Tools and supplies will be available for loan and purchase.

Contact: 206-388-3755 or 425-775-4871
Website: www.FantasticGamesAndToys.com

13th Have an Apocalyptic New Year!

Date: Sunday, January 13th, 2008 • 11 a.m.
Venue: Fantastic Games, Edmonds, WA
Details: It's a new year and you know what that means – WAR. Keep your new year's resolutions to destroy your enemies! This is a great opportunity to use your shiny new Baneblades, Apocalypse products, and other 40k that you got over the holidays.

Players will be able to use standard organizational charts or apocalypse rules for building 3,000 point armies. Players may (but are not required to) build their armies using up to 750 apocalypse weapons, equipment, etc. Additionally, all armies receive at no point cost one Apocalypse Strategic Asset. There is FULL prize support for this event!

Check-in at 11a.m. with early check-in starting at 10 a.m. Players without an Apocalypse Handbook are encouraged to come early. Game starts at noon promptly. Entry fee is \$10.

Contact: 206-388-3755 or 425-775-4871
Website: www.FantasticGamesAndToys.com

20th King of the Hill Tournament

Date: Sunday, January 20th, 2008
Venue: Die Monster Games, Lavale, MD
Details: Build your HQ with no equipment restrictions. No more than 150 points. Prizes to the winner and runners up! Come to Die Monster Games to prove your the Baddest Motha in the universe. Call Bill or Sarah for more details.

Contact: 301-729-0799

13th 40K Apocalypse Mega-Battle

Date: Sunday, January 13th, 2008 • 10 a.m.
Venue: Meta-Games Unlimited, Springfield, MO
Details: Free event! Free pizza for players! Check in: 9 a.m., start at 10 a.m. Bring everything you have to come play in an all day battle on a massive 20' X 24' play area. Players must register their armies (and how many points they have available) on our forums. When we get closer to the date of the event we will divide the sides of the battle (2-4 teams are expected) and give each team access to the scenario and objectives for each team. We will work in as many players as possible so be flexible with your points. The goal is to pack in a ton of minis and have a blast so get your forces together and get ready. Meta-Games will provide pizza for the players so you don't have to leave for lunch. Play will continue throughout the day. Keep watching the forums for rules updates and scenario information. Contact Carl or Jeff for more info.

Contact: 417-881-9390
Website: www.mguinc.com

19th It's not over!

Date: Saturday, January 19, 2008 • 11 a.m.
Venue: Fantastic Games, Edmonds, WA
Details: Warhammer Fantasy 2000 point three round tournament. Game starts promptly at 11am with check-in starting at 10am. Summer is long gone, but in the dead of winter the aftermath of the Nemesis Crown is felt throughout the Empire and Bretonnia like after shocks from an earthquake.

This three round tournament will feature special winter rules including hazardous conditions for snow and ice!

This event will memorably experience and give you a great way to chase away the winter blues. There are gift certificate prizes available for all participants and there is NO event fee for this event! BONUS: There will be a 'dinner' introduction to Warhammer Fantasy Role Play over the dinner break for those players that are interested. Participants will be able to play in a quick game introduction game of the awesome WFRP role-playing game, learn how to use Games Workshop miniatures in this setting, and get a chance to see the Warhammer Fantasy world from a whole new perspective! Free pizza, pop, etc. will be provided to participants of the demo game.

Contact: 206-388-3755 or 425-775-4871
Website: www.FantasticGamesAndToys.com

19th Painting Clinic

Date: Saturday, Jan 19th, 2008

Venue: Fortress Games, Lansing, MI

Details: Fortress Comics and Games will be hosting a Painting Clinic focused on Games Workshop Miniatures. Bring in those models that you want to add an extra step to and the staff will show you some of the "secrets". With many techniques being shown both basic and advanced, this event is for all levels of hobbyists!

Contact: 517-333-0435

26th 40K Battlefield Tournament

Date: Saturday, January 26th, 2008

Venue: Game Kastle, Santa Clara, CA

Details: Storm the NEW Kastle and wage the endless war! Bring a 1500 point, painted army and list down at 9 a.m. to register. Fully modeled battlefields offer a great setting for three rounds of brutal conflict interrupted only by FREE pizza! Best Gamer and Best General prizes will be awarded. \$10 entry fee. Spaces are limited.

Contact: 408-243-GAME

Website: www.gamekastle.com

02/16-17 Broadside Bash

Date: February 16th-17th, 2008

Venue: Orcon 2008 Convention

Details: This is a GT style event for 40K and Warhammer held over two days at Orcon 2008 Convention. We will accommodate 50 people for both 40K and Warhammer with lots of great prizes and trophies brought to you by the Pacific Marauders.

Contact: (858)472-0084 •

jmacomber20@yahoo.com

Website: http://www.broadsidebash.com



26th Da Boss' Birfday

Date: Saturday, January 27th • 2 p.m.

Venue: Toy Soldier, Amesbury, MA

Details: 40K Apocalypse Event - It's da Big Boss' Birfday! Yoo an' yer band of orkboyz are da ruffest fighters in da Waaugh. To prove it yer gonna bring da Boss da bestest Birfday Present evah! But wot do ya get da Boss who has ever'fing? Da bestest looted vehikle evah, dat's wot! Bring yer 1000 points of orks ta do some lootin'.

If'n yer not orks (too bad fer yoo, da orks are da best!) bring 1000 points of your army (including at least 3 vehicles or walkers!) and spoil the ork's Birfday!

Contact: 978-388-2512



2/3/08 It's a bird! It's a plane! No...it's a ROCK!

Date: Sunday, February 3, 2008 • 11 a.m.

Venue: Fantastic Games, Edmonds, WA

Details: Giant, slow moving 'meteors' have been crashing into scores of planets of all races; and from within these 'rocks' have poured out ORKS! This is a GREAT opportunity to use your new Ork army or to start a new one.

Any army can play in this event. Scenarios include Ork initial invasions, planets already devastated and abandoned by the Orks where others armies have come too late, and everything in between. On some planets it's rumored that the Orks have even accidentally awoke the Necrons!

Players may bring armies from 1000 to 1500 points. Players with smaller armies will be given special scenario conditions to balance the game. Special scenario benefits for Ork armies (of course)!

There is FULL prize support for this event! Entry fee is \$10. All pre-registered Ork players that participate receive a free \$10.00 gift certificate towards building their Ork armies! Check-in starts at 10 a.m. with the game starting at 11a.m.

Contact: 206-388-3755 or 425-775-4871

Website: www.FantasticGamesAndToys.com

NEW!

continued

Mind Games
Greenville, NC
252-353-4263

4 Gamers Inc.
Huntersville, NC
704-582-1192

Krystal Keep
Kettering, OH
937-299-2809

Master Crafted Games
Indiana, PA
814-215-8290

HobbyTown USA
Charleston, SC
843-769-5808

HobbyTown USA
Sioux Falls, SD
605-339-6613

Abc Radio
Control Hobbies
Laredo, TX
956-722-2845

Gamelot, Inc.
San Antonio, TX
210-684-0101

The Gamers Grotto
Bennington, VT
802-447-0091

FANTASTIC GAMES

All throughout January and into February, Fantastic Games will be running plenty of events to get your blood pumping! Find all the grueling details on these pages or log on for more information at www.FantasticGamesAndToys.com

<http://us.games-workshop.com/news/events/>

STORE INFORMATION

All GW hobby centers and independent stockists of GW products at your fingertips



GAMES WORKSHOP Hobby Centers

OPENING TIMES

Mon-Fri: 12pm – 6pm
Saturday: 10am – 6pm
Sunday: 11am – 5pm

Except for:

- Stores in malls will open and close according to the mall's hours.
- Some stores are not open every day. Please call the relevant store for details.

Hobby Centers are Games Workshop's own retail stores. Each store provides gaming and painting facilities and is staffed by expert hobbyists! Hobby Centers are marked in red in the store listings.

Full range of products

All our Hobby Centers stock a full range of Warhammer 40,000, Warhammer and The Lord of The Rings games and models as well as all the hobby materials you need to collect, build and paint your armies.

In-store order point

All of our stores have a Direct in-store order point which you can use to get your hands on all of our Specialist Games products, plus many exclusive miniatures, components and classic models with which to customize your Warhammer, Warhammer 40,000 and The Lord of The Rings forces.

Free painting & modeling advice

No matter what your level of painting or modeling skill, if you spend 30 minutes with one of our members of staff you will see those skills improved and might find out something you never knew!

Free gaming & tactics advice

All our staff are experienced gamers (after all it's what they do for a living!). They can give you sound tactical advice, help you build battle-winning armies and clear up most of your rules queries.

Academy Program

Our beginners' program is a six week course that teaches you how to build, paint and play for \$50. Once you complete the program, you receive a free figure case! Every Friday, Saturday, and Sunday in the Hobby Centers are also geared towards beginners gaming.

Battle Bunkers

Like regular Hobby Centers, all Battle Bunkers provide the full range of Games Workshop services. However, they are larger than a normal Hobby Center and have many more tables, which makes them perfect for meeting fellow hobbyists!

Games Workshop products are sold by a large number of shops across the country.

- Below is a full listing of all the stores that sell Games Workshop products across the United States.
- Most Games Workshop stores are open seven days a week, with gaming into the evening on certain nights. Always check with your local store for opening hours!

- Call your local store for more details.
- You can find a full list of our U.S. retail outlets on our website: us.games-workshop.com/storefinder.htm
- If you're unsure where your nearest retailer is located, call GW Direct at: 1-800-394-4263.

STORE DIRECTORY

ALABAMA

Birmingham • Empire Comics
3248 Cahaba Heights Road • 205-970-0999
Birmingham • HobbyTown USA • Birmingham
5915-101A Trussville Crossing Pike • 205-655-9022
Birmingham • Game Headz
2192 Parkway Lake Drive • 205-332-0086
Daphne • HobbyTown USA • Daphne
6880 US Highway 90 • 251-621-8723
Hoover • HobbyTown USA • Hoover
1713 Montgomery Highway #139 • 205-403-9979
Hoover • Nord's Games
2000 Riverchase Galleria, Suite 123 • 205-986-4263
Huntsville • BookMark
7500 South Memorial Parkway #133 • 256-881-3910
Mobile • HobbyTown USA • Mobile
3120 Schlinger Road • 251-633-8446
Montgomery • Visions Cards & Games
107 North Burbank Drive • 334-288-3300
Tuscaloosa • Crimson Castle Games
618 15th Street • 205-758-6402

ALASKA

Anchorage • Bosco's Comics
2606 Spauld Road • 907-274-4112
Anchorage • Bosco's Comics
800 East Diamond Blvd, Suite 141 • 907-349-3963
Anchorage • Hobbycraft Inc.
800 East Diamond Blvd, Suite 136 • 907-349-5815
Fairbanks • The Comic Shop
418 3rd Street #4 • 907-452-5780
Juneau • Electronic Adventures
9105 Mendall Mall Road #175 • 907-790-3658

ARIZONA

Avondale • Gamer's Loot
10555 West Indian School • 623-872-2773
Gilbert • GameMaster Games
1120 South Gilbert Road • 480-558-0750
Glendale • Imperial Outpost
9252 West Thunderbolt Road • 602-978-0467
Mesa • Gamer's Inn
943 South Gilbert Road #202 • 480-507-0509
Phoenix • Game Nightz
9617 Metro Parkway West • 602-870-8501
Phoenix • Hobby Bench #2
4559-194 East Camelback Road • 602-996-7200
Phoenix • HobbyTown USA • Phoenix
7333 West Thomas Road, Suite 26 • 623-846-2008
Scottsdale • HobbyTown USA • Scottsdale
8664 East Shea Blvd • 480-348-7825
Sierra Vista • Pyramid Comics & Games
108 West Fry Blvd • 520-458-2786
Tempe • Game Depot
9136 South Camelback Drive • 480-966-4727
Tempe • Warboss Games
7420 South Rural Road #B2 • 480-491-1569
Tucson • Hard Castle
1130 South Wilcox Road • 520-790-2246
Tucson • Hat's Games
1835 South Alvernon Way • 520-514-2960
Yuma • Power Hobbies
1074 South 4th Avenue • 928-329-9480

ARKANSAS

Bentonville • HobbyTown USA • Bentonville
1200 SE 14th St Ste 18 • 479-271-2525
Soldado • Hobbies Crafts And Games
44332 Sterling Hwy • 907-398-7890
Springdale • T-Shirt Explains
444 South 40th Street • 479-750-0133

CALIFORNIA

Alamo • GW • Alamo
170-B Alamo Plaza • 925-314-0481
Antioch • Gamer's Guild
2025 Auto Center Dr • 925-753-5219
Arcadia • GW • Santa Anita
400 South Baldwin Ave, Suite 730-L • 626-294-0510
Bakersfield • Paladin Games & Hobbies
3401 Wilson Rd. • 661-834-9716
Bakersfield • The Gaming Experience
3208 Sline Road • 661-836-0706
Berkeley • Games of Berkeley
2151 Shattuck Ave • 510-542-7622
Berkeley • Green Griffin Games
1640 Martin Luther King Jr Way • 510-848-4263
Brea • The Realm Games & Comics
649 West Imperial Highway #E • 714-990-8450
Burbank • The Last Grenadier
820 North Hollywood Way • 818-848-9144
Cameron Park • Castle Cards & Games
4100 Cameron Park Drive #111 • 530-676-2468
Campbell • D & J Hobby & Crafts
96 N San Tomas Aquino Road • 408-379-1696
Canyon Country • Game 2 Beat
18909 Soledad Canyon Road • 661-298-0977
Cerritos • Game Arena
11312 South Street • 562-403-2100
Chico • Fantasy Game World
2503 El Paso Way • 530-345-5115
Chico • The Fortress
1354 Longfellow Avenue • 530-891-9277

Chico • Wagoner's Miniatures & Hobbies
27 Jordan Place #2 • 530-343-3313
Concord • Black Diamond Games
1950 Market St Suite E • 925-947-0600
Corona • HobbyTown USA • Corona
351 Magnolia Avenue #101 • 909-272-4020
Cupertino • Legends of Sports & Fantasy
10123 North Wolfe Road #1208 • 408-996-7640
Dublin • Who's On 1st Games & Collectables
6743 #35 Dublin Blvd. • 925-829-4600
El Centro • Knightly Games
1560 Ocotillo Drive, Suite C • 760-353-5253
Eureka • North Coast Roleplaying
1846 Broadway • 707-444-2288
Fairfield • Skandia Family Center
4300 Central Place • 707-464-8558
Folsom • HobbyTown • Folsom
2781 East Bowtell St #400 • 916-984-6266
Fontana • Shooting Star Comics & Collectables
8580 Sierra Avenue • 909-829-3008
Fremont • HobbyTown USA • Fremont
39152 Fremont Hub, Suite 205 • 510-796-2744
Fresno • HobbyTown USA • Fresno
3071 West Bullard Avenue #107 • 559-435-3342
Fresno • Titan Games & Miniatures
555 North First Street • 559-224-2898
Garden Grove • Brookhurst Hobbies
12188 Brookhurst St • 714-636-3580
Glendale • GW • Glendale Galleria
2245 Glendale Galleria • 818-242-4433
Hemet • Dynamic Hobbies
530 1/2 East Florida • 909-625-9331
Lake Elsinore • Fun N Games
32245 Mission Trail Blvd #D-9 • 951-296-1085
Lake Forest • Comic Quest
23811 Bridger Rd #100 • 949-951-5737
Long Beach • The Warehouse
630 West Willow Street • 562-424-3180
Modesto • Krier Cards & Comics
3900 Pelandale Avenue, Suite 305 • 209-522-0511
Modesto • The New Gantlet
1225 H Street • 209-575-5278
Montclair • Pegasus Hobbies
5515 Moreno Blvd • 909-982-6507
Monterey • Game Habitat
724 Agropo St • 831-655-8240
Northridge • GW • Northridge
9301 Tanya Avenue, Space 191 • 818-993-0853
Oakland • EndGame
921 Washington • 510-465-3637
Ontario • GW • The Gateway at Mt Village
1520 N Mountain Ave, Suite 124 • 909-986-3000
Orange • GW • The Block at Orange
20 City Blvd. W. 507C • 714-769-3189
Oroville • Wayward Troll Hobbies & Games
1900 Oro Dam Blvd • 530-533-8055
Palm Desert • HobbyTown USA • Palm Desert
72-398A Highway 111 • 760-341-5699
Pasadena • Game Empire
2302 East Colorado Blvd • 626-304-2837
Petaluma • HobbyTown USA • Petaluma
171 North McDowell Blvd • 707-762-2176
Pleasanton • GW • Stoneridge Mall
1465 Stoneridge Mall Road • 925-463-1481
Redding • Collector's Choice
1498 Chum Creek Rd • 530-229-8750
Redlands • HobbyTown USA • Redlands
1501 Webster Street • 909-369-9822
Ridgecrest • Just Imagine
827 North China Lake Blvd • 619-371-3031
Riverside • Adventurer's Guild of Riverside
6940 Indiana Ave Suite 1 • 951-782-9333
Riverside • GMI Games
3500 Limonite Ave Suite F • 951-681-8270
Roseville • A-1 Comics
818 Sunrise Blvd • 916-783-8005
Sacramento • A-1 Comics
5800 Madison Ave • 916-331-9203
Sacramento • Comics & Collectibles
1904 Fruitridge Road • 916-392-2467
Sacramento • Great Escape Games
1537 Howe Avenue #200 • 916-927-0810
Salinas • Current Comics
1287 N Main St. • 831-443-3900
San Diego • Game Empire
7051 Clairemont Mesa Blvd Ste 306 • 858-576-1525
San Diego • Game Towne
3954 Harney St • 619-291-1666
San Francisco • Gamescape
333 Divisadero • 415-621-4263
San Francisco • JapanTown Comics
1581 Webster Street • 415-563-2970
San Jose • HobbyTown USA • San Jose
638 Blossom Hill Road • 408-229-1972
San Jose • Legends of Sports & Fantasy
925 Blossom Hill Road #1230 • 408-578-5978
San Jose • GW • Oakridge Mall
425 Blossom Hill Road, Suite #108 • 408-226-6325
San Leandro • A World of Books
137 Pelton Center Way • 510-483-5587
San Jose Obispo • Captain Nemo
563 Higuera St • 805-544-6366

San Mateo • Gator Games & Hobby
4212 Olympic Ave • 650-571-7529
San Rafael • Gamescape
1225 4th Street • 415-457-8698
Santa Barbara • Art Essentials
167 South Tumpline • 805-681-3115
Santa Clara • Game Kastle
18 Washington St • 408-243-GAME
Santa Cruz • Game Aot Toys
635 Front St. • 831-429-9009
Santa Maria • Leisure Time Games
266 Town Center East • 805-614-4263
Santa Monica • Aero Hobbies
2918 Santa Monica Blvd #3 • 310-828-5264
Santa Rosa • Outer Planes
526 7th Street • 707-546-2000
Scotts Valley • Epic Adventure Games
222 Mount Herman Road, Suite A • 831-438-2032
Simi Valley • A Hidden Fortress
1960-9 Sequoia Ave • 805-526-6457
Studio City • Kit Kraft
12109 Ventura Place • 818-509-9739
Studio City • Knight Ware Inc.
3709 Calhoun Blvd West • 818-769-7830
Sunnyvale • HobbyTown USA • Sunnyvale
585 East El Camino Real • 408-738-9600
Temecula • HobbyTown USA • Temecula
27470 Jefferson Avenue • 951-699-7492
Thousand Oaks • HobbyTown USA
1182 E Thousand Oaks Blvd, Suite A • 805-379-3400
Torrance • HobbyTown USA • Torrance
25357 Crenshaw Blvd • 310-325-6799
Torrance • Third Planet
3631 Pacific Coast Highway • 310-791-6228
Tracy • HobbyTown • Tracy
2221 N. Tracy Blvd. • 209-221-6391
Tracy • HobbyTown USA • Tracy
2221 North Tracy Blvd • 209-221-6391
Ukiah • Gateway City Comics & Games
295 North State Street • 707-463-0228
Vacaville • Safe Haven Games
3075 Alamo Drive • 707-446-9867
Ventura • Seth's Games & Anime
2379 East Main Street • 805-653-5890
Victorville • Dragon's Den
15483 7th St • 760-955-1121
Victorville • HobbyTown USA • Victorville
12408 Hesperia Road, Suite 4 • 760-843-3982
Visa • Pair A Dice Games
2020 Hacienda Drive, Suite N • 760-940-0139
Whittier • Geeks
12907 East Philadelphia • 562-696-9300

COLORADO

Aurora • Attatrix
15107 East Hampden Avenue • 303-699-3349
Boulder • Karliquin Games
326 North Taper • 719-473-1116
Castle Rock • Classic Cards & Comics
129 North Wilcox • 720-733-2552
Colorado Spring • HobbyTown USA
839 North Academy Blvd • 719-637-0404
Colorado Spring • HobbyTown USA
1726 East Woodmen Road • 719-531-0404
Colorado Springs • Complete Games & Hobbies
326 North Taper • 719-473-1116
Colorado Springs • Gamer's Haven
5730 North Academy Blvd • 719-531-9863
Fort Collins • Gryphon Games & Comics
2020 S. College Ave, Suite B • 970-224-3559
Fort Collins • HobbyTown USA • Ft. Collins
4348 South College Avenue • 970-226-3900
Lakewood • Colgar Hobbies
3335 South Wadsworth Blvd • 303-989-5157
Lakewood • HobbyTown USA • Lakewood
12039 West Alameda Parkway • 303-716-0312
Lakewood • GW • Colorado Mills
14500 West Colfax Ave, Suite 320 • 303-384-3534
Longmont • HobbyTown USA • Longmont
800 South Hover Road • 303-774-1557
Longmont • Stonebridge Games
449 Main Street • 303-776-3796
Parker • Collectormart
17892 Cottonwood Drive • 303-766-3530
Pueblo • Alternate Universe
410 West 24th • 719-583-8350
Thornton • Mythic Games
3915-B East 120th • 303-452-2329
Westminster • HobbyTown USA • Westminster
9120 Wadsworth Blvd • 303-431-0482
Westminster • GW • La Bunker
6735 Westminster Blvd., Suite D • 714-892-2973
Wheat Ridge • Valhalla's
6161 West 44th Avenue • 303-463-5451

CONNECTICUT

Clinton • Linder's
11 West Main Street • 860-664-4583
Danbury • Wright Cards & Gaming
425 Main Street • 203-775-6300
Danielson • New England Toy Hobby
24 Maple Street • 860-779-0865

Directory Key

Games Workshop Hobby Center

The complete line of Games Workshop products as well as gaming and painting areas.

Partnership Level Independent Retailer

Stores that have a larger range of products, regular gaming events, and a dedicated gaming space.

NEW Independent Retailer

This store has just started carrying Games Workshop products. Be sure to pay them a visit!

Fairfield • HobbyTown USA • Fairfield
847 Post Road • 203-256-0773
Groton • Lee's Toy & Hobby
935 Pozzomocro Road • 860-445-4411
Manchester • GW • Buckland Hills
194 Buckland Hills Drive, Unit 202 • 860-544-9333
Manchester • Time Machine
71 Hillard Street • 860-646-0610
New London • Sarge's Comics
124 State Street • 860-443-2004
New Milford • HobbyTown USA • New Milford
188 Danbury Road • 860-355-3000
Newton • Cave Comics
57 Churchill Road • 203-426-4346
North Haven • HobbyTown USA • North Haven
229 University Drive North • 203-234-9642
Orange • Clockwork Comics
512 Boston Road Post • 203-795-8409
Southington • Flagship Comics
1049 Queen Street • 860-410-1854
Stamford • A Timeless Journey
2538 Summer Street • 203-353-1720
Wallington • DJ's Comics
1171 North Colony Road • 203-294-1576
Willton • Heritage Hobbies
33 Danbury Road • 203-834-0441

DELAWARE

Claymont • Between Books
2703 Philadelphia Pike • 302-798-3378
Newark • Days of Knights
173 East Main Street • 302-366-0963

FLORIDA

Brandon • HobbyTown USA • Brandon
2484 West Brandon Blvd • 813-655-6366
Clearwater • Emerald City
2475 • I McMullen Booth Road • 727-797-0664
Davie • War & Pieces
3716 SW 64 Ave • 954-559-1914
Dayton Beach • Dragon Star Entertainment
1607 Unit D North Nova Rd. • 386-257-3344
Fort Myers • Omniverse Hobbies
1852 Park Meadows Drive • 239-275-1115
 Ft Walton Beach • Book & Game Emporium
311 Northwest Racetrack Road • 850-863-7964
 Ft Walton Beach • TBS Comics
550 #3 Mary Esther Blvd • 850-244-5441
 Ft. Myers • Camelot
1944 Winkler Avenue • 239-278-4600
Gainesville • HobbyTown USA • Gainesville
6500 SW Archer Road Suite H • 352-377-0077
Gainesville • Mega Comics & Games
6765 West Newberry Road • 352-331-3252
Homestead • Alpha & Omega Entertainment
137 North Krome Avenue • 305-245-2789
Jacksonville • Borderlands Comics & Game
10230-11 Atlantic Blvd • 904-720-0774
Jacksonville • War Dogs
2777 University Blvd West • 904-399-1975
Kissimmee • Coliseum of Comics
22 Broadway Avenue • 407-870-5322
Largo • Comics & Critters Too
13441 Belcher Rd. S. • 727-535-8580
Lauderhill • Tates Gaming Satellite
4588 North University Drive • 954-742-5141
Melbourne • HobbyTown USA • Melbourne
4335 West New Haven Avenue • 321-574-0954
Melbourne • Wizard's Wall
235 West Hibiscus Blvd • 321-727-2599
Miami • Sunshine Adventure Gaming
7921 Southwest 40th Street • 305-264-1250
Orange Park • Broadsworld
1871 Wells Road, Suite #7 • 904-215-9170
Orlando • Sci Fi City
6005 East Colonial Drive • 407-282-2292
Panama City • Comic Emporium
2043 Highway 231 • 850-766-2690
Pensacola • TBS Comics
6873 North 9th Avenue • 850-244-5441
Pinellas Park • Gateway Games
6840 Park Blvd • 727-541-6654
Port Richey • Rob's Trade Caravan
6131 Ridge Road • 727-847-4400
Sarasota • Pop Comics
4333 South Tamiami Trail • 941-925-0833
Seminole • Emerald City
9249 Seminole Blvd • 727-396-6305

Directory Key

Games Workshop Hobby Center

The complete line of Games Workshop products as well as gaming and painting areas.

Partnership Level Independent Retailer

Stores that have a larger range of products, regular gaming events, and a dedicated gaming space.

NEW Independent Retailer

This store has just started carrying Games Workshop products. Be sure to pay them a visit!

Tallahassee • Comics & Games Tallahassee

1857 West Tennessee Street • 850-224-9888

Tampa • Goblin Shoppe

4109 Gunn Highway • 813-908-8454

Tampa • HobbyTown USA - Tampa

11727 North Dale Mayberry • 813-964-5447

Tampa • Silver Dragon Games

7902 West Waters Avenue, Suite E • 813-885-2379

Tarpon Springs • Pendragon

1022 East Tarpon Ave. • 727-897-9023

Temple Terrace • Armada Games

10300 N 56th Street • 813-980-6080

Winter Haven • Coliseum of Comics

111 3rd Street Southwest • 863-294-7795

Winter Park • Rhubarb Games

4270 Aloha Ave. Suite 116 • 407-679-8811

GEORGIA

Athens • Classic City Comics

1063-B Baxter Street • 706-583-9009

Buford • GW - Mail of Georgia

3333 Buford Drive, Space 2037 • 770-904-0601

Chatsworth • The War House

903 North 3rd Street • 706-895-8150

College Park • Titan Games & Comics

5436 Riverdale Road • 770-296-9129

Columbus • Arena Games and Cards

2901 University Ave. • Suite 42 • 706-569-5339

Columbus • HobbyTown USA - Columbus

6770 Veterans Parkway Suite 1 • 706-660-1793

Douglasville • Hobby Hang Out

5923 Stewart Parkway • 770-577-5399

Duluth • The War Room

5950 State Bridge Road, Suite 130 • 770-729-9588

Kennesaw • HobbyTown USA - Kennesaw

840 East Barrett Parkway, Suite 650 • 770-426-8800

Marietta • B & R Games

2731 Sandy Plains Road, Suite 130 • 770-509-6591

Martinez • Augusta Book Exchange

592 Bobby Jones Expressway • 706-860-6553

Marietta • Kingmaker Games

3630 Washington Road, Suite 5 • 706-421-9202

Norcross • Comic Universe

1019 Linwood Trace • 770-843-9732

Ringgold • War House

2223 Mount Vernon Road • 706-937-5447

Savannah • Morningstar Games

1545 East Montgomery Road • 912-356-1066

Statesboro • Galactic Comics

25 Siebold Street • 912-469-3123

Valdosta • Plycon's Keep

5857 Bemis Road • 229-241-9300

HAWAII

Aiea • Jelly's, The Original

89-023 Hekaha Street • 808-484-4413

Honolulu • Other Realms Ltd

1059 Ala Moana Blvd. AL-30 • 808-596-6236

Honolulu • The Armchair Adventurer

1199 Dillingham Blvd • 808-643-1250

Wahiawa • Game Pizzazz

694 Cadet Sheridan • 808-366-0040

IDAHO

Blackfoot • Blacktower Games

75 North Broadway • 208-765-2130

Boise • All About Games

2226 Main • 208-343-5653

Boise • Empire Games

2404 South Orchard Road, Suite 200 • 208-336-4263

Boise • HobbyTown USA - Boise

3317 North Cole Road • 208-882-9369

Coeur D'Alene • Gamer's Haven

1200 Sherman Ave • 208-765-5991

Idaho Falls • A Street Games

489 Park Ave • 208-542-2624

Moscow • Hodgins Drug & Hobby

307 S. MAIN • 208-882-5636

Moscow • S&P Hobbies

West 1870 Pullman Road • 208-376-1942

ILLINOIS

Aurora • GW - Fox Valley

2100 Fox Valley Center Drive • 630-585-9913

Bellefonte • Fantasy Books, Inc.

113 E. Main St. • 618-235-0444

Chicago • Galaxy America

4143 W. Nelson Street • 773-777-8687

Chicago • Gamer's Paradise Chicago

2828 North Clark Street • 773-549-7833

Chicago • Gamer's Paradise Water Tower Place

835 North Michigan Avenue • 312-587-0077

Chicago Ridge • Gamer's Paradise Ridge Mall

240 Chicago Ridge Mall • 708-499-1121

Crystal Lake • HobbyTown USA - Crystal Lake

15 Crystal Lake Plaza • 815-444-1515

DeKalb • Onboard Games

811 West Lincoln Highway • 815-713-4671

Downers Grove • GW - Chicago Bunker

1524 A Butterfield Road • 630-426-0120

Edwardsville • Enchanted Toy Chest

2131 South Route 157 • 618-343-1090

Geneva • GW - Geneva Commons

1092 Commons Drive • 630-255-2929

Grayslake • Unique Gifts and Games

82 Center Street • 847-548-8270

Gurnee • GW - Gurnee Mills

6170 Grand Avenue • 847-656-0885

Harrisburg • The Keep

1 East Poplar • 618-253-8217

Harwood Heights • Gamer's Paradise Norridge

4200 North Harlem Avenue • 708-456-1422

Jacksonton • Playzone

56 North Central Park Plaza • 217-245-6474

Joliet • Leisure Hours Hobbies

2712 Plainfield Road • 815-439-1477

Lake Forest • Doug's Hobbies

950-B North Western Ave • 847-234-6609

Lasalle • Metropolis Comics

821 First Street • 815-223-9433

Libertyville • Dreamland Comics

105 West Rockland Road • 847-680-0727

Libertyville • GW - Red Top Plaza

1314 South Milwaukee Avenue • 847-573-1547

Lombard • Gamer's Paradise Yorktown

114 Yorktown center • 630-916-0995

Mattoon • Dragon's Lair & Dungeon

1518 Broadway Avenue • 217-234-6244

Mattoon • The End Zone

1622 Broadway Ave • 217-235-2960

Moline • Dragon's Sanctum

3215 23rd Avenue • 309-762-5577

Mount Prospect • Games Plus

101 West Prospect • 847-577-9656

Oak Park • GW - Oak Park

6050 O Lake Street • 708-689-0295

Oak Park • Fantasy Games & Books

500 Southview Plaza • 618-432-3026

Orland Park • GW - Orland Square

662 Orland Square Room F15B • 708-226-9563

Orland Park • HobbyTown USA - Orland Square

15870 South LaGrange Road • 708-349-8697

Quincy • Quincy Hobby Center

3632 Maine Street • 217-223-8498

Round Lake Beach • Xtreme Games

2199 North Route 83 • 847-543-4269

Shorewood • GW - Shorewood Commons

1143 Brook Forest Avenue • 815-609-1803

South Schaumburg • Gamer's Paradise

Woodfield Mall

Springfield • Capital City Games

1305 Wabash, Suite 1 • 217-716-1136

St Charles • HobbyTown USA - St Charles

3627 East Main Street • 630-587-1256

Vernon Hills • Gamer's Paradise Vernon Hills

718 Hawthorn Shopping Center • 847-680-8615

Washington • The Game Room

1293 Peoria Street • 309-444-4640

INDIANA

Batesville • Unville Signs & Hobby

471 Huntersville Road • 812-932-0415

Bloomington • Game Preserve - Bloomington

101 West Kirkwood, Suite 117 • 812-332-6602

Ellettsville • 3SD Games

200 East Association Street • 812-325-9433

Evansville • Comic Quest

2136 Morgan Avenue • 812-474-1193

Evansville • HobbyTown USA - Evansville

3423 North Green River Road • 812-473-1500

Fort Wayne • Atomic Hobby

1010 West Coliseum Blvd • 260-471-2866

Fort Wayne • Books Comics & Things

2212 Maplecrest Road • 260-493-6116

Fort Wayne • The Keep

4734 Parnell Avenue • 219-471-4336

Fort Wayne • Top Shelf Games

6742 East State Street • 260-749-6669

Hobart • Critical Effect Games & Hobbies

437 E. 3rd Street • 219-947-5997

Indianapolis • Game Preserve - Fashion Mall

1551 East Stop 12 Road, Suite B • 317-881-4263

Indianapolis • Game Preserve - Keystone

8701 Keystone Crossing • 317-571-9110

Kendallville • Sinclair Books, Comics & Games

104 S. Main • 260-347-2995

LaFayette • Castle Comics & Cards

2133 South 4th Street • 756-474-1110

Mishawaka • Lantizards, Inc.

121 Lincoln Way East • 574-247-9822

Muncie • Wizard's Keep

416 North Martin • 765-286-5145

South Bend • Fantasy Games & Cards

52025 North US 31 • 574-277-1133

Valparaiso • Galactic Greys

107 East Lincoln • 219-464-0119

Valparaiso • Valparaiso Pet & Hobbie

18 North Washington • 219-464-0119

West Lafayette • The Sage's Shoppe

307 Sagamore Parkway West • 765-714-3983

Yorktown • Yorktown Hobbies

9308 West Smith • 765-759-7817

IOWA

Ames • Mayhem Collectables, Inc

2532 Lincoln Way • 515-292-3510

Bettendorf • Epic Games

2242 State St. • 563-441-7671

Cedar Falls • The Core

1926 Valley Park Drive • 641-682-9228

Coralville • Critical Hit

Unit 5 89 2nd Street • 319-338-4263

Des Moines • Jay's CD's & Hobbies

5201 Southeast 14th Street • 515-287-4578

Des Moines • Mayhem Collectables, Inc

7500 University Avenue • 515-271-8104

Dubuque • Comic World

2255 John F Kennedy • 563-584-1762

Hiawatha • Battlezone Games

Lantern Center, Suite 40 • 319-395-9663

Iowa City • Hobby Corner

1872 Sycamore Street • 319-338-1788

Ottumwa • Spud's Emporium

225 East Main Street • 641-682-9228

Souix City • Acme Comics

1622 Pierce Street • 712-258-6171

KANSAS

Lawrence • Goblin Games

2449 Iowa Street, Suite L • 785-331-4263

Lawrence • Home Town Computers

711 West 23rd • 785-830-8011

Manhattan • Patch & Crows Nest

1800 Clarion Road • 785-539-3698

Olathe • 31st Century Sporting Goods

2123 B 151st St • 913-397-7706

Olathe • The Battlezone

12003 South Strangle Line Road • 913-492-6363

Overland Park • Tabletop Games

6840 West 105th Street • 913-962-4263

Topeka • Gatekeeper Hobbies

4123 Southwest 21st Street • 785-232-3429

Wichita • Agents of Comics

817 West Douglas • 316-262-6642

Wichita • HobbyTown USA - Wichita

8113 East Kellogg • 316-883-7222

KENTUCKY

Elizabethtown • TNC Hobbies

300 Sycamore Street • 270-765-5035

Florence • Comic Book World Florence

7130 Turfway Road • 859-371-9562

Lexington • Albright's

1777 Alexandria Drive • 859-277-3937

Lexington • Rusty Scabbard

820 Lane Allen Road, Suite 12 • 859-278-6634

Louisville • Comic Book World Louisville

6905 Shophaven Road • 5

Garden City • Imperial Hobby

30990 Ford Road • 734-225-7470

Garden City • Pandemonium

1858 Middlebelt • 734-427-2451

Grand Haven • West Michigan SportsCards & Games

19 North 7th Street • 616-847-8418

Grand Rapids • Riders Hobby Grand Rapids

2055 28th Street Southeast • 616-247-9933

Holland • Cobblestone Hobbies & Games

210 Central Avenue • 616-396-3029

Holtan • Holtan Electronics

8485 Holtan Road, Suite 102 • 231-821-9100

Howell • Heroquest

2608 East Grand River Avenue • 517-540-9790

Kalamazoo • Kalamazoo Game Shop

3307 South Westnedge Avenue • 269-344-1818

Livonia • RIW Hobbies

29116 Five Mile Road • 734-261-7233

Munith • Planeswalker's Magic Bag

116 Main Street • 734-330-7733

New Baltimore • Mike's Comics

51075 Washington • 586-716-9511

Novi • GW • West Oaks II

27733 C West Oaks Drive • 248-348-9433

Port Huron • Pastime Hobbies

2700 Pine Grove Avenue, Suite 16 • 810-982-2874

Redford Township • West Point Hobby

25531 West Seven Mile Road • 313-538-2189

Rochester Hills • GW • Hampton Village

2629 S Rochester Road, Suite 112901 • 248-844-2827

St Johns • J & L Miniatures

114 North Clinton Avenue • 989-224-8935

Sterling Heights • Old Guard Hobbies

35806 Van Dyke • 586-977-3968

Traverse City • Mayhem Games

974 South Arthur Drive • 231-947-2745

Whitehall • Epic Hobbies & Games

116 West Cobly Suite B2 • 231-981-5124

Ypsilanti • GW • Paint Creek

5088 Whitewater Rd. • 734-483-4449

Ypsilanti • Riders Hobby Ypsilanti

4035 Carpenter Road • 734-971-6116

MINNESOTA**Anoka • Village Games**

2665 4th Avenue North • 763-506-0303

Bloomington • Air Traffic Mail of America

368 West Market • 952-858-9599

Brooklyn • HobbyTown USA • Brooklyn Park

7916 Brooklyn Blvd • 763-434-5900

Burnsville • Air Traffic Burnsville

2041 Burnsville Center • 952-435-2868

Burnsville • Misty Mountain North

2113 West Burnsville Parkway • 952-895-1987

Duluth • Robin Goodfellow

23 North Lake Avenue • 218-279-3443

Eden Prairie • Air Traffic Eden Prairie

1248 Eden Prairie Center • 952-941-3335

Falcon Heights • The Source

1651 West Lambert Avenue • 651-645-0386

Hermantown • HobbyTown USA • Hermantown

4879-B Miller Truck Highway • 218-723-7114

Lindstrom • Crimson Dragon Games

12710 Lake Blvd • 651-257-6199

Maplewood • Air Traffic Maplewood

1727 C Beam Avenue • 651-773-9000

Minneapolis • Monster Den Games

1815 East 41st Street # B • 612-724-4543

Minneapolis • Phoenix Games

901 West Lake Street • 612-823-3222

Minneapolis • Tower Games

4807 Nicollet Ave. • 612-823-4477

Minnetonka • HobbyTown Usa

11314 Highway 7 • 952-931-2262

Minnetonka • HobbyTown USA • Minnetonka

11319 Highway 7 • 952-931-2262

Rochester • Jimmy Jams

1609 North Broadway • 507-281-1655

Roseville • Air Traffic Rosedale

337 Rosedale Center • 651-631-3150

Shakopee • Phantasy Hobbies

1145 Shakopee Town Square • 952-402-0291

St Cloud • Paddys Game Shoppe

706 West Saint Germain Street • 320-229-7545

St Louis Park • Dreamer's Cards, Games & Collectibles

3008 Texas Avenue South • 952-938-8163

Woodbury • HobbyTown USA • Woodbury

1750 Weir Drive • 651-702-0355

MISSISSIPPI**Flowood • HobbyTown USA • Flowood**

350 Ridgeway • 601-992-2217

MISSOURI**Arnold • HobbyTown USA • Arnold**

118 Richardson Crossing • 636-333-1360

Columbia • Vahalla's Gate

901 East Nilong • 573-442-9909

Hazelwood • GW • St. Louis Mills

5555 St. Louis Mill Blvd. #360 • 314-227-5485

Jefferson City • Meadowridge Train Depot

5824 Meadow Ridge Drive • 877-560-4910

Kansas City • Hammond Toys

400 Northwest Barry Road • 816-468-4333

Lees Summit • Pulp Fiction Comics & Games

298 Southwest Blue Parkway • 816-554-7333

Maryville • Movie Magic of Maryville

107 East 4th Street • 660-582-3681

Rolla • Eclipse

814 North Pine Street • 573-364-4031

Springfield • Meta Games Unlimited

3309 East Sunshine • 417-881-9390

St Louis • Miniature Market

8330 Watson Road • 314-270-3510

St Louis • Animagination

6055 Telegraph Road • 314-293-1800

St. Charles • Dragon King Games

415 Woodcliff Manor • 636-233-3589

Town & Country • HobbyTown USA • Town and Country

13875 Manchester • 636-394-0177

Warrensburg • Thompson Productions

211 1/2 North Holder • 660-747-3830

Willow Springs • Dirt Road Comics & Collectibles

117 E. Main St. • 417-469-1904

MONTANA**Billings • The Splash Page**

2545 Central Avenue • 406-462-3444

Bozeman • HobbyTown USA • Bozeman

2825 West Main Street # 95 • 406-587-3512

Great Falls • Action Cards & Comics

2307 10th Ave South • 406-453-6629

Independence • Game Café

107 West Lexington Ave. • 816-252-7529

Kalispell • Heroic Realms

2181 Highway 2 East • 406-755-4376

Missoula • Muse Comics

2100 Stephens #107 • 406-543-9944

NEBRASKA**Bellevue • Ground Zero Hobbies**

794 Fort Crook Road South • 402-292-3750

Bellevue • The Game Shoppe

1406 Harlan Drive • 402-292-4263

Kearney • Pastimes

2303 13th Avenue • 308-236-9688

Lincoln • Gaudlet Games

3233 South 13th • 402-420-5060

Lincoln • HobbyTown USA • Lincoln Old

220 North 66th Street • 402-434-5056

Lincoln • HobbyTown USA • Southpoint Pavilions

3120 Pine Lake Road • 402-434-5040

Omaha • Dragon's Lair

5022 South 153rd Street • 402-895-5653

Omaha • Dragon's Lair Comics

8316 Blondo Street • 402-399-9141

NEVADA**Carson City • HobbyTown USA • Carson City**

3807 South Carson Street • 775-883-5553

Henderson • Action Comics & Sports

210 North Boulder Hwy #160 • 702-387-5566

Las Vegas • Dark Tower

4750 West Sahara #52 • 702-795-2664

Las Vegas • HobbyTown USA • Las Vegas

5085 West Sahara • 702-889-9554

Sparks • Heroes Games & Hobbies

780 Baring Road • 775-331-0102

NEW HAMPSHIRE**Concord • Collectibles Unlimited**

28 South Main Street • 603-228-3712

Dover • Elite Hobbies

90 Washington Street, Unit #334 • 603-749-0800

Keene • Toy City

149 Emerald Street • 603-352-3131

Lebanon • Triple Play

On The Mall • 603-448-1901

Londonderry • Game Castle

123 Nashua Road #9 • 603-425-7400

NEW JERSEY**Blackwood • Viking Games**

1032 Little Gloucester Road • 856-227-0885

Briktown • Game Room II

2029 Route 88 East • 732-206-0323

Cedar Grove • Time Warp Comics

555 Pompton Avenue • 973-857-9788

Denville • Dark Tower

3130 Rt 10 West • 973-537-0200

Forked River • Gaming Geek

122 South Main St. • 609-693-6663

Jersey City • The Toy Soldier Company

926 Newark Avenue • 201-792-6665

Maplewood • Maplewood Hobby

1970 Springfield Avenue • 973-378-3839

New Egypt • Pyramid Games

41 Main Street • 609-758-0078

Newton • HobbyTown USA • Newton

Hampton Plaza Unit 15-C Route 206 • 973-300-9799

North Arlington • Reality's Edge

291 Ridge Road • 201-697-2388

Northfield • Jester's Playhouse

2408 New Road • 609-677-9088

Pennsauken • Ye Olde Hobby Game Store

9380 North Crescent Blvd • 856-661-1616

Ramsey • Hi-Way Hobby House

806 Route 17 • 201-327-0075

Red Bank • Hobbymasters, Inc.

62 White Street • 732-842-6020

Sea Girl • Jersey Shore

2175 Highway 35 • 732-449-2383

Somerville • Only Game in Town

211 West Main Street • 908-725-7077

Stone Harbor • Lighten Up

283 96th Street • 609-967-8234

Voorhees • GW • Echelon Village

1180 Minn Home Rd. Suite 106 • 856-627-0101

West Windsor • The Gamer's Realm

2025 Old Trenton Road • 609-426-9339

Woodbridge • Game Room

201 Woodbridge Center • 732-636-1111

NEW MEXICO**Albuquerque • Tall Tales Comics**

1410 D Wyoming Blvd • 505-296-6178

Rio Rancho • The Inquisitive

2003 Southern Blvd, Suite 117 • 505-896-8070

NEW YORK**Albany • Zombie Planet**

1238 Central Avenue • 518-438-7202

Canandaigua • Coyote's Den

100 South Main Street • 585-394-0510

Flushing • The Liu

54-23 152nd Street • 718-359-0088

Forest Hills • GW • Austin Street

71-59 Austin Street • 718-263-7574

Jamestown • Craft World & Action Hobbies

509 West Third Street • 716-484-1780

Johnstown • RK Sports

525 North Perry Street, Suite #1 • 518-770-1364

Lancaster • Jester's Cap Games

3571 Walden Avenue • 716-681-5545

Loudonville • Flights of Fantasy

488 Albany-Shaker Road • 518-435-9337

Lynbrook • Scorpio Ink Games

224 Merrick Rd. • 516-612-2092

Merrick • Who's on First Collectibles

74 Merrick Ave • 516-771-3701

Middle Island • Men at Arms

134 Middle Country Road • 631-824-0583

Nanuet • Toy Wiz / Wizard World

253 West Route 59 • 845-624-2224

New York • Compleat Strategist

11 East 33rd • 212-685-8890

New York • FAO Schwartz

767 Avenue of the Americas • 212-233-7363

New York • GW • 8th St • Greenwich Village

54 East 8th Street • 212-982-6314

New York • GW • Third Avenue

1457 Third Avenue • 212-744-1390

Newfane • 10th Planet

2776 Main Street • 716-778-7789

Niagara Falls • House of Fantasy Comics & Games

1709 Pine Ave • 716-282-8838

North Syracuse • Comix Zone

628 South Main Street • 315-452-1037

Oneonta • Bearded Dragon

19 Ford, Suite B • 607-432-5722

Poughkeepsie • Dragon's Den

2600 South Road • 845-471-1401

Rochester • Boldo's Army

891 Monroe Ave • 585-271-3880

Rochester • Millenium Games & Hobbies

Directory Key

Games Workshop Hobby Center

The complete line of Games Workshop products as well as gaming and painting areas.

Partnership Level Independent Retailer

Stores that have a larger range of products, regular gaming events, and a dedicated gaming space.

NEW Independent Retailer

This store has just started carrying Games Workshop products. Be sure to pay them a visit!

Zionville • Dragon's Den
11902 Highway 421 North • 828-260-3450

NORTH DAKOTA

Bismarck • Dave's Hobbies
200 West Main • 701-255-6353
Bismarck • South Slope
5400 136th Avenue NE • 701-222-8197
Grand Forks • Grand Cities Games
209 North 5th Street • 701-775-8602
Grand Forks • HobbyTown USA - Grand Forks
2650 32nd Avenue South • 701-775-9400
Minot • Force of Habit Hobby Shop
9 Central Avenue East • 701-837-0032

OHIO

Akron • JAC Games
1101 West Portage Trail, Unit 1 • 330-475-7468
Ashtabula • Card & Hobby Haven
3315 North Ridge East Unit #375 • 440-998-5736
Athens • Wizard's Guild
19 West Washington • 740-592-5839
Boardman • All American Comics & Cards
1285 Boardman Card Rd. • 330-629-8754
Boardman • HobbyTown USA - Boardman
105 Boardman • Canfield Road • 330-729-9433
Canton • Ahz'z Arena
3202 Whipple Avenue NW • 330-477-0483
Centerville • HobbyTown USA - Centerville
101 E Alex-Beil Road Suite 142 • 937-291-8522
Cincinnati • Acme Games
7121 Salem Road • 513-231-3966
Cincinnati • HobbyTown USA - Cincinnati
9857 Waterstone Blvd. • 513-697-8224
Cincinnati • Nord's Games
9549 Colerain Avenue • 513-923-4263
Cleveland • Mzone, LLC
4704 Rocky River Drive • 216-433-1316
Columbus • Guard Tower
3600 Trabue Road • 614-488-4311
Columbus • Hobbyland
6650 Sawmill Road • 614-766-2200
Columbus • HobbyTown USA - Columbus
5316 North Hamilton • 614-939-9798
Columbus • Ravenstone Games, Inc.
1675 Karl Court • 614-844-6463
Columbus • The Soliery
4256 North High Street • 614-267-1957
Delaware • Hobby Central
28 Troy Road Shopping Center • 740-363-0381
Dublin • Alley Cat Games & Comics
2744 Festival Lane • 614-336-2445
Fairborn • Bookery Fantasy
13 West Main Street • 937-879-1408
Holland • HobbyTown USA - Holland
1574 Spring Meadows Drive • 419-867-9490
Kettering • Krystal Keep
1217 E. Stroop Road • 937-299-2909
Kettering • Wexford Hill Hobby
1217 East Stroop Road • 937-299-0857
Lancaster • In The Ballpark
1738 North Memorial Drive • 740-653-5955
Mansfield • Realm of Heroes
1350 West Fourth Street • 419-529-8441
Massillon • The Keep Games
3351 Lincolnway East • 330-236-4948
Maumee • EAC Games
2562 Parkway Plaza • 419-891-0322
Mentor • HobbyTown USA - Mentor
8000 Plaza Blvd, Suite # 9 • 440-946-5588
Middleburg Hts • Gamer's Haven
13403 Smith Rd. • 440-845-9978
Newark • Comic Shop Plus
235 South 21st • 740-344-5471
North Olmstead • Recass Games
288 Great Northern Mall • 440-779-7008

Pickerington • Armoury Games
479 Hill Road North • 614-833-1331
Shelby • Main Street Hobby
19 East Main Street • 419-528-0088
Springfield • Springfield Gamestore
43 South Fountain Ave. • 937-322-1113
Toledo • Game Room
3131 Sylvania Ave. • 419-475-3775
Toledo • Mind Games
2115 North Reynolds Street • 419-531-5540
West Carrollton • Advanced Game Stores
1116 Eagle Feather Circle A • 937-384-0805
West Chester • Cincinnati Sci-Fi
7865 Cindray Road • 513-759-9533
Willoughby • Comic Heaven
4847 Robinhood • 440-942-8960

OKLAHOMA

Ada • The Cave
100 A South Mississippi • 580-436-4242
Del City • New World
4435 Southeast 29th Street • 405-677-2559
Midwest City • Lyme Dragon Games
5608 South East 15th Street • 405-455-7061
Oklahoma City • Battlefields
12302 North May Avenue • 405-936-0073
Oklahoma City • Game HQ
1620 Southwest 89th Street • 405-691-0509
Ponca City • Hall of Heroes
119 East Grand Ave • 580-765-7437
Stillwater • Knight Arms
1405 Cimarron Plaza • 620-629-7274
Tulsa • Castle Comics & Gaming
3015 South Sheridan • 918-794-3200
Tulsa • Top Deck Games
5970 • K East 31st • 918-665-7529
Tulsa • Wizard's Asylum
7165 South Mingo Road • 918-250-2077
Beaverton • Nightlight Games
9955 SW Beaverton Hillsdale Hwy 117 • 503-998-2184

OREGON

Bend • D's Toys & Hobbies
2902 Northeast Greenwood Avenue • 541-389-1330
Corvallis • Pegasus Games
217 Northwest Monroe Avenue • 541-738-8266
Eugene • Evolution Games
2475 Hilliard • 541-338-4263
Grants Pass • Castle Hill Games
1312 Redwood Avenue • 541-956-5996
La Pine • Fatboy's Hobbies & More
51636 Huntington Rd. • 541-536-5640
Medford • Rogue Games & Hobbies
1024 Court Street, Suite A • 541-776-7888
Oregon City • The Game Outpost
22801 South Eaden Road • 503-631-4550
Portland • Alternate Universe
6327 B Southwest Capitol Highway • 503-244-0290
Portland • Bridgetown Hobbies & Games
3350 Northeast Sandy Blvd • 503-234-1881
Portland • Other Worlds
6327 SW Capital Highway, Suite A • 503-244-0290
Portland • RTS Games
2244 East Burnside • 503-442-5983
Roseburg • Heroes Haven
635 Southeast Jackson Street • 541-673-5004
Salem • Borderlands
546 High Street Northeast • 503-485-2554
Tualatin • Ancient Wonders
19060 South West Boonesferry • 503-692-0753
Wilsonville • HobbyTown USA - Wilsonville
25699 SW Argyle Avenue • 503-685-7333

PENNSYLVANIA

Bethlehem • Portal Comics & Gaming
2005 Willow Park Road • 610-419-8004
Bryn Mawr • Showcase Comics - Bryn Mawr
874 West Lancaster Avenue • 610-527-6236
Coopersburg • Battle Realm
202 South 3rd Street • 610-282-3751
Cranberry Township • Hobby Express
1713 Route 228, Suite 101 • 724-774-7300
Downtingtown • Fat Cats Comics & Games
119 East Lancaster Avenue • 610-269-6005
Doyelstown • Cyborg One
44 Rear East State St. • 215-348-1451
Duncansville • Gatehouse Games
208 Hollidaysburg Plaza • 814-693-9271
Erie • Gateway Sport Cards
930 West Erie Plaza • 814-874-3772
Erie • Phoenix Games
1502 West 38th Street • 814-440-1679

Gettysburg • Gettysburg Miniature Soldier
200 Steinhilber Avenue • 717-338-1800
Gilbertsville • Modellbahn Ott Hobbies
1145 East Philadelphia Avenue • 610-367-5925
Greensburg • Bill & Walt's
28 West 2nd Street • 724-836-6088
Grove City • Bell's Comics & Cards
25 Pine Grove Square • 724-458-4081
Hanover • Comix Universe
130 Eisenhower Drive • 717-637-1637
Harrisburg • Adventurer's Guild
5570 Derry Street • 717-561-8140
Indiana • Master Crafted Games
574 Philadelphia Street • 614-215-8290
King of Prussia • Comics & More
160 North Gulph Road • 2916 • 610-337-1555
King of Prussia • Compleat Strategist
580 Shoemaker Road • 610-265-5562
Ligonier • Toy Soldier Gallery
235 West Main Street • 724-238-0324
Media • Showcase Comics - Media
Granite Run Mall Route 1 • 610-891-9229
Philadelphia • GW - Franklin Mills
146 Franklin Mills Circle • 610-501-0230
Pittsburgh • Legion's Hobbies
9096 Perry Highway • 412-366-3725
Pittsburgh • Phantom of the Attic
214 South Craig Street • 412-682-6290
Plymouth Meeting • Comics & More 2
500 West Germantown Pike • 610-828-5848
Reading • HobbyTown USA - Reading
12-F Wingco Lane • 610-916-4477
Scranton • The Unknown
352 Adams Avenue • 570-342-3885
West Chester • Comics & Games
22 South Church Street • 610-919-9009
West Chester • HobbyTown USA
540 East Union Street • 610-696-1786
West Chester • HobbyTown USA
1502 West Chester Pike • 610-696-9049
Whitehall • HobbyTown USA - Allentown
700 Lehigh Valley Mall • 310-336-9960
Willow Grove • Brave New World
212 North Easton Road • 215-657-8838
York • Comic Store West
984 Loucks Road • 717-845-9198

RHODE ISLAND

Newport • Newport Hobby House, Inc
146 Broadway • 401-647-1515
Providence • Newbury Comics, Inc
74 Providence Place • 401-383-0044

SOUTH CAROLINA

Charleston • HobbyTown Usa
1812 Sam Rittenberg Blvd • 843-769-5808
Clover • The Drop Zone
622 Saratoga Drive • 803-831-8522
Columbia • Heroes & Dragons
510 Bush River Road • 803-728-9198
Fort Mill • Above Board Games
833 Stockbridge Drive • 803-792-4786
Greenville • Borderlands
1434 Laurens Road • 864-235-3488
Greenville • Reality Check Games
2100 Pointsett Hwy • 864-233-9771

SOUTH DAKOTA

Rapid City • Who's Hobby House
715 Main Street • 605-342-0875
Sioux Falls • HobbyTown USA - Sioux Falls
1007 West 41st Street • 605-339-6613
Sioux Falls • HobbyTown USA - Sioux Falls
1007 W. 41st • 605-339-6613

TENNESSEE

Antioch • Nord's Games
5257 Hickory Hollow Mall #1025 • 407-282-2292
Chattanooga • Dragon Caves
6677 Lee Highway • 423-499-4443
Clarksville • Armchair Warriors
2026 Fort Campbell Blvd • 931-572-0029
Cleveland • Clocktower Comics
60 25th Street • 423-478-5880
Cleveland • Diehead Games
203 Paul Huff Parkway • 423-473-7125
Hermitage • The Game Keep
3952 Lebanon Road • 615-883-4800
Jacksonboro • Innersphere Games
3175 Appalachian Highway • 865-771-8337
Jamestown • Hanger 18
1930 Livingston Highway • 931-397-1949
Johnson City • HobbyTown USA - Johnson City
2244 North Road Street, Suite 101 • 423-610-1010
Knoxville • HobbyTown USA - Knoxville
8901 Towne & Country Circle • 865-690-1099
Knoxville • Nord's Games
7600 Kingston Pike, Suite 1522 • 865-538-4977
Knoxville • Sci Fi City
3001 Knoxville Center Drive • 865-523-4700
McMinnville • Heroes Ink
231 Northgate Drive • 331-474-4376
Memphis • GW - Memphis Factory Store
8211 East Holmes Road, Suite 101 • 901-541-7700
Murfreesboro • Grand Adventures
803 Thompson Lane • 615-867-0838
Nashville • Phillips Toy Mart
5207 Harding Road • 615-352-5363

TEXAS

Arlene • Game Boys
3494 1 North and 1st • 352-673-1619
Amarillo • Big Apple Comics
4561 Southwest • 806-353-3078
Amarillo • Gryphon Games
3309 Bell Street • 806-331-4263
Angleton • Gypsy Dreams
425 South Chenango Street • 979-417-6068
Arlington • Lone Star Comics #1
504 East Abram Street • 817-285-0491
Arlington • Lone Star Comics #5
5720 Forest Bend Road # 101 • 817-563-2550
Austin • Battleforge Games
2700 West Anderson Lane • 512-323-9800
Austin • Dragon's Lair - Austin
6111 Burnet Road • 512-454-2399
Austin • Thor's Hammer
8650 Spicewood Spur • 512-326-4332
Beaumont • Book Stan II
6055 Phelan • 409-833-2324
Bedford • Generation X
239 North Industrial • 817-540-5556
Big Spring • Wrym Hole
4011 Choptal • 432-263-4653
Brownsville • Moncar Treasures
1293 Cedar Ridge • 956-371-1329
Carrollton • Big World
1104 East Loop West • 972-245-0968
Cleburne • The Comic Box
106 East Henderson • 817-645-2699
College Station • Lytle's
2501 Texas Avenue South • 979-695-9922
Corpus Christi • Gamers Den
6410 Weber Road, Suite 7 • 361-853-5337
Dallas • Hobby Annex
17062 Preston #122 • 972-380-8900
Dallas • HobbyTown USA - Dallas
8041 Walnut Hill #670 • 214-967-4744
Dallas • Lone Star Comics #2
6465 East Mockingbird Lane # 362 • 214-823-0934
Deer Park • Skirmish Games
8317 Spencer Highway • 281-642-6500
Denton • Admiral Toys
1017 Sharkey Oaks Drive, Suite 100 • 940-382-5900
Dickinson • Predator Games
2125 517 East • 281-337-6892
El Paso • All Star Comics & Games
4406 Dyer • 915-562-0443
El Paso • Sunrise Games & Comics
8500 Dyer # 18 • 915-757-0700
Fort Worth • HobbyTown USA - Fort Worth
6880 South Hulen Street, Suite 105 • 817-263-5700
Fort Worth • Lone Star Comics #7
5429 South Hulen • 817-346-7773
Fort Worth • Y2 Comics
5276 Trail Lake Drive • 817-263-5888
Garland • Comic Asylum
4750 North Jupiter Road #112 • 972-414-7760
Grapevine • GW - Grapevine Mills
3590 Grapevine Mills Circle • 972-691-3744
Houston • Enigma Collectables
10801 Spring Cypress Road • 281-251-7100
Houston • GW - Rice Village
2537 Times Blvd. • 281-526-2276
Houston • GW - Willowbrook Plaza
17175 Tomball Parkway, Suite 9B • 281-897-8600
Houston • Nan's Games & Comics, Too
2011 Southwest Freeway • 713-220-8700
Huntsville • Swords & Superheroes
1501-C Sam Houston Avenue • 936-291-1998
Hurst • Lone Star Comics #6
931 Melbourne Road • 817-595-4375
Irving • Lone Star Comics #4
2550 North Beltline Road • 972-659-0317
Katy • GW - Katy Mills
3590 Katy Mills Circle, Suite 149 • 281-644-6644
Killeen • America's Heroes Comics
104 West Rancier • 254-501-8556
Killeen • Battlefield Games
2201 West San Schuler Place • 254-554-5596
Killeen • Book Stan II
204 North Fort Hood Road • 254-628-1515
Kingsville • Roy's Hobbies & Electronics
217 E. Kieber Ave. • 361-592-4148
Kingwood • Swords & Superheroes 2
3110 River Valley Drive • 936-281-2458
Laredo • Abc Radio Control Hobbies
5702 Mopherson Road • 956-722-2845
Lewisville • Game Exchange
1114 West Main Street • 972-420-4263
Lubbock • Challenge Games
7008 University Avenue • 806-792-4851
Lufkin • Hero Connection
107 S. Timberland Dr. • 936-699-1030
Lufkin • Hero Connection
107 South Timberland Drive • 936-699-1030
McAllen • Myth Adventures
4617 North 10th Street • 956-687-3104
McAllen • HobbyTown USA - McAllen
4015 North Tenth Street • 956-630-9533
Mesquite • Gamer's Guild
4444 Gus Thomason Rd. • 972-698-8587
Mesquite • Lone Star Comics #3
3600 Gus Thomason Rd. • 972-681-2040
Midland • Astral Castle
10 Meta Drive • 432-520-6463
Pearland • Montag's Games
9430 Broadway Street • 281-412-4100
Plugetville • Ninja Pirate
10 South 12th Street • 512-828-9139
Piano • HobbyTown USA - Piano
3033 West Parker Road #120 • 972-758-7875
Piano • Lone Star Comics #8
3100 Independence Parkway # 318 • 972-985-1593
Rockwall • HobbyTown - Rockwall
935 E. 130 • 972-772-0700
Round Rock • Rogues Gallery
Comics and Games
1601 S. 1-35 # 350 • 512-279-8888
San Angelo • Specialties
3566 Knickerbocker • 325-947-5234
San Antonio • Alien Worlds
6900 San Pedro Avenue • 210-826-3842
San Antonio • Alien Worlds 2
1255 Southwest Loop • 210-674-1700
San Antonio • Central Command
8180 Tazel Road • 210-923-9223
San Antonio • Dibble's Hobbies
1029 Donaldson Ave • 210-735-7721
San Antonio • Dragon's Lair - San Antonio
7959 Frederickburg Road • 210-615-1229
San Antonio • Gametot, Inc.
7007 Bandera Road • 210-664-0101
San Antonio • R & D Games
8133 Calhoun Rd. • 210-340-1185
San Antonio • The 13th Palette
10319 Prescott • 210-354-7710
Spring • Swords & Superheroes
400 Main Street • 936-850-7900
Sugar Land • Heroes Collectables
3127 Highway 6 South • 281-313-1600
Taxarkana • Excalibur
211 Stalling Avenue • 903-792-5767
The Woodlands • Fat Ogre Games
1440 Sadust Road E2 • 281-292-8444
Tyler • HobbyTown USA - Taylor
4566 South Broadway • 903-509-3000
Universal City • Genesis Games & Comics
2033 Universal City • 210-651-0330
Webster • Horizon
349 Eldorado Street • 281-286-9282

"I WANT A STORE!"

Earn Yourself a Battalion or Battleforce

If you know of a store in your local area that you would like to carry our products, why don't you let us know about it? If one of your suggested stores starts carrying our products, and you're the first person to suggest that store, we will reward you with a free Battalion or Battleforce of your choice! To learn how you can participate, log on to

<http://us.games-workshop.com/shopping/independent/iwantastore.htm>

Wichita Falls • Galaxy Comics
3308 Kamp Blvd. • 940-693-3920
Wichita Falls • Pegasus Loft
4128 Burkumett Drive • 940-855-5020

UTAH

Cedar City • Across The Board Games
491 South Main, Suite 11 • 435-586-0977
Clearfield • End Zone • Clearfield
133 South State Street • 801-774-5050
Midvale • Haster Hobbies
6631 South State Street • 801-352-2505
Ogden • The Bookshelf
2432 Washington Blvd. • 801-621-4752
Orem • Blackfyre Games
1655 North State Street • 801-226-0218
Orem • Games People Play
575 East University Parkway • 801-226-1740
Provo • Dragon's Keep
260 North University Avenue • 801-373-3482
Provo • Sanctuary Games
1201 S. University Ave. • 714-875-5756
Salt Lake City • Mind Games
4128 South 1785 West • 801-968-6365
Salt Lake City • Purple Dragon Games
3265 South Richard Street #1 • 801-485-8300

VERMONT

Bennington • The Gamers Grotto
337 Main Street • 802-447-0091
Burlington • Quarterstaff Games
152 Church Street • 802-863-3666
St. Albans • Hero's Kingdom
72 North Main Street • 802-524-3446

VIRGINIA

Alexandria • Eagle and Empire
6468 Landsdowne Center • 703-550-6124
Annandale • The Lucky Frog
7229 Little River Turnpike • 703-534-8018
Blacksburg • Beholder's Eye
700A North Main Street • 540-552-6835
Blacksburg • Fun-N-Games
420 North Main Street • 703-283-8543
Chantilly • Game Palor • Chantilly
13368 Metrotech Drive • 703-803-3114
Charlottesville • Comic Game & Hobby Place
218 A West Main Street • 434-984-1040
Charlottesville • HobbyTown USA • Charlottesville
195 Semmole Court • 434-244-6000
Charlottesville • The End Game Center
722 West Rio Road, Suite 8 • 434-973-2205
Chesapeake • Tower Of Games
1400 Kempsville Road • 757-201-5589
Falls Church • Compleat Strategist
103 East Broad St. • 703-532-2477
Fredericksburg • Game Vault
6326 Five Mile Centre Park • 540-785-4263
Fredericksburg • Hobbies
2368 Plank Road • 540-372-6578
Gloucester Point • Imperial Outpost
1753 George Washington Memorial Hwy • 804-642-1556
Grafton • Jersey Cards & Comics
5736 Route 17 • 757-890-2842
Hampton • Battlewagon Bits
53 Wythe Creek Road • 757-273-1477
Hampton • Jersey's Card & Comics
1818 - G Todds Lane • 757-825-0097
Harrisonburg • Lost Shade
625 C Mount Clinton Pike • 540-438-5678
King George • Pam's Dream Hobbies & Toys
5283 Palvoda Drive • 540-644-0550
Lake Ridge • HobbyTown USA • Lake Ridge
12480 Dillingham Square • 703-590-9890
Leesburg • Leesburg Hobbies
9 West Market Street • 703-779-8600
Manassas • Dunn's Toy & Hobby
8300 Sudley Road • 703-335-1884
Manassas • HobbyTown USA • Manassas
11750 Sudley Manor Drive • 703-389-5990
Manassas • Olde Town Hobby
9105 Center Street • 703-369-1197
Newport News • World's Best Comics
9714 Warwick Blvd • 757-595-9005
Portsmouth • Atlantis Comics
6231 Portsmouth Blvd • 757-465-1617
Radford • Game Quest
1095 East Main Street • 540-639-6547

Richmond • GW • Stony Point
9200 Stony Point Pkwy, Space 156 • 804-560-8030
Richmond • HobbyTown USA • Richmond
8032-B West Broad Street • 804-270-2250
Richmond • One Eyed Jaques
3104 West Cary Street • 804-359-6008
Roanoke • Extremes
4358 Electric Road • 540-774-5653

Springfield • GW • Springfield Plaza
6408 Springfield Plaza • 703-451-2508

Stafford • Comic World
2852 Jefferson Davis Highway • 540-659-0123
Staunton • Dragon's Hoard
17 East Johnson Street • 540-885-5530
Sterling • HobbyTown USA • Sterling
45501 Dulles Eastern Plaza, Suite 130 • 703-444-9912

Virginia Beach • Atlantis Comics II
1920 Centerville Turnpike, Suite 120 • 757-479-5400
Virginia Beach • HobbyTown USA
4000 Virginia Beach Blvd., Suite 196 • 757-306-4760
Warrenton • TSG Hobbies
251 West Lee Highway #691 • 540-347-6590
Williamsburg • Groovy Gecko Comics & Games
1525-B Richmond Road • 757-258-4464
Williamsburg • Red Zone Games
551-E Merrimac Trail • 804-210-9467
Winchester • The Game Haven
732 Berryville Avenue • 540-665-0344
Wise • Cavalier Comics
109 Glade Street, Unit E • 276-328-9312
Woodbridge • Game Palor • Woodbridge
14400 Smoketown Road • 703-551-4200
Woodbridge • GW • Potomac Mills
2700 Potomac Mills Circle, 164 • 703-492-4555

WASHINGTON

Arlington • Games Plus Too
17306 Smokey Point Drive, Suite 19 • 360-658-1644
Auburn • GW • SuperMail
1101 Supermail Way, 1025 • 253-288-3904

Bellevue • GW • Seattle Bunker
3540 D 128th Avenue SE • 425-562-2300
Bellingham • Eagle Games
221 West Holly • 360-671-1913
Bellingham • HobbyTown USA • Bellingham
4151 Meridian Street #106 • 360-752-2240
Bremerton • Discordia
810 6th Street, 2nd Floor • 360-415-9419
Bremerton • The Comics Keep
3627 Wheaton Way • 360-479-6421
Everett • Apple Blossom Hobbies, Inc
1130 SE Everett Mall Way • 425-355-8086
Everett • The Comic Stop
1402 SE Everett Mall Way • 425-438-9718
Kennewick • HobbyTown USA • Kennewick
1360 North Louisiana Street #G • 509-783-9130
Kennewick • Infinite Frontier
419 West Entiat Avenue • 509-585-4000
Lacey • Olympic Cards & Comics
4123 Pacific Avenue • 360-459-7721
Lakewood • The Game Matrix
1201 South Tacoma Way • 253-583-9708
Longview • Meyer's Keep Hobbies
1158 Commerce Avenue • 360-425-4140

Lynnwood • GW • Alderwood Mall
3000 184th Street SW • 425-440-5155
Marysville • GW • Marysville
1242 J State Ave. • 360-558-7300
Port Angeles • Dragonrail
515 East 1st Street • 360-452-5199
Puyallup • Game On!
3500S Meridian #225 • 253-848-4416
Redmond • Games & Gizmos
8912 181st Avenue • 425-497-9579
Redmond • Oroboro Games
16505 Redmond Way • 425-558-9181
Seattle • Fire & Sword Game Center
540 Northeast Northgate Way #C • 206-361-5574
Seattle • GW • Carkeek Plaza
10031 B Holman Rd NW • 206-784-0586
Spokane • HobbyTown USA • Spokane
9324 North Division • 509-465-3267
Spokane • Merlyn's
West 19 Main • 509-624-0957
Spokane • The Battleground Games & Hobbies
5215 North Market Street • 509-484-7796
Tacoma • GW • Tacoma Place
1909 S. 72nd Street, Suite A7 • 253-471-5359
Tukwila • GW • Parkway Square
16874 S Center Parkway • 206-575-2890
Vancouver • Z • Games
2100 Southeast 164th Avenue • 360-567-1684
Walla Walla • North Star Comics
226 East Main Street • 509-522-9891
Woodinville • Games Plus
12637 Woodinville Drive • 425-485-7295

WEST VIRGINIA

Becky • All About Games
319 Prince Street • 304-254-8787
Charleston • Treasures
103 Kanawha Mall • 304-925-9090
Fairmont • Comic Paradise Plus
401 Walnut Ave. • 304-366-2228
Huntington • Under Siege
1119 4th Avenue • 304-529-6200
Martinsburg • Your Hobby Place
33 Veronica Ave. • 304-287-3110
Teays • West Virginia Hobby
Putnam Village Shopping Center • 304-757-6474

WISCONSIN


Appleton • Chimera Hobby Shop Inc
700 West Wisconsin Avenue • 920-735-1201
Delafield • HobbyTown USA • Delafield
2730 Heritage Drive • 262-646-5755
Eau Claire • Fountain Of Youth
216 Water Street • 715-215-0467
Fond Du Lac • Chimera Hobby Shop Inc
347 West Division Street • 920-922-8338
Fort Whitaker • Planet Chaos
1117 Whitewater Ave. • 920-563-2664
Germantown • Virtual Magic
18750 Carnegie Road • 262-260-4234
Glendale • Board Game Barrister, LLC • BS
5800 N. Bayshore Dr. Suite A-110 • 414-963-2100
Green Bay • Gnome Games
2160 Ridge Road • 920-499-4263
Green Bay • HobbyTown USA • Green Bay
2767 North Oneida Street • 920-490-9996
Janesville • Kryptonite Collectables
3000 Milton Avenue • 608-759-2100
Kenosha • Rockhead's
2225 63rd Street • 262-657-5655
Lacrosse • River City Hobbies
504 Cass Street • 608-782-5540

Madison • Misty Mountain
1922 South Shoughton Road • 608-441-0312
Madison • Pegasus Games
6640 Odana Road • 608-833-4263
Madison • The Last Square
5944 Odana Road • 608-278-4105
Manitowac • My Parents Basement
721 Franklin Street • 920-682-1057
Milwaukee • Adventures In Gaming
9115 West Oklahoma Ave. • 414-329-1070
Milwaukee • Board Game Barrister, LLC • KK
2235 S. Kinnickinnic Ave. • 414-881-2100
New Berlin • HobbyTown USA • New Berlin
3830 South Moorland Road • 262-784-9230
Sheboygan • Victory Games
1310 Union Avenue • 920-207-7529
Stevens Point • Galaxy Comics, Games, & More
925 Clark Street • 715-544-0857
Stevens Point • Jadedco Stamp and Hobby
230 Division Street • 715-341-5555
Wausau • Johnny Cee Cards
2005 Grand Avenue • 715-843-9632

Greenfield • GW • Layton Plaza
7497 West Layton Avenue • 414-325-2990

WYOMING

Casper • The Ogre's Den
4200 S. Poplar St. • 307-266-5303
Cheyenne • Game Plan Games
1609 Seymour Avenue • 307-635-7434
Jackson • Heroes
27 West Broadway • 307-733-8858
Laramie • Slackerz Gaming Emporium
204 B East 3rd Street • 307-745-7525



HOW TO ORDER

Games Workshop Direct is a fast, accurate and convenient service that lets you order your miniatures and other hobby products from the comfort of your home.

- We aim to despatch all orders in two business days, straight to your door.
- You can order any Games Workshop product.
- Our Advance Order service lets you order models and products before they are released, guaranteeing you'll get them on the day of release.
- Also available is a range of models that are only available through Direct. Check out what's on offer this month!

On the Internet

Visit our secure Online Store at: <http://store.us.games-workshop.com>

In-store

Order from any Games Workshop Hobby Center or participating Independent Retailer at the Direct Order Station.

By Phone

Call the Hobby Specialists 1-800-394-4263

Monday – Saturday: 11 a.m. – 7:30 p.m. Eastern

Visa, MasterCard, American Express, and Discover accepted.

By Fax

Fax your order to 1-410-689-2330

By Mail

Or send your order the traditional way to Games Workshop Direct Services, 6711 Baymeadow Drive, Suite A, Glen Burnie, MD 21060-6401

Check or Money Order, no starter checks please.

SHOPPING Online

The Games Workshop Online Store is open 24 hours a day, seven days a week. Get exactly what you want, when you want it.

- Huge range
- Secure
- Easy to use
- Open 24 hours



New to using our online store? Try taking our tutorial on the front page to learn how everything works!

Have a question or problem? Use the Click to Call button to contact our friendly Direct Service Department.

Methods of payment

You can only pay for orders through the Online Store by credit card. We accept the following credit cards: Visa, MasterCard, American Express and Discover.



THE LORD OF THE RINGS STRATEGY BATTLE GAME

"No Man Can Kill Me": The Fate of the Witch-king



THE FATE OF THE WITCH-KING
99111499072 \$22.00

WARHAMMER

Goblin Warboss on Gigantic Spider



GOBLIN WARBOSS ON GIGANTIC SPIDER
99110209167 \$30.00

WARHAMMER 40,000

ORKS

GW Direct is the place to go for all your Orky needs. Not only do we have Direct exclusives like the Ork Nob with Waaagh! Banner and Bomb Squigs, but you can also get some awesome classic figures like Warlord Ghazghkull Thraka, Mad Dok Grotznik and the Deth Kopta. On the following pages you'll find just a small selection of the extended Ork range – go online or give us a call for more!



ORK BIG MEK
99060103101 \$17.00



ORK WARBOSS (1 RANDOM MODEL)
99060103079 \$17.00



ORK WARLORD
GHAZGHKULL THRAKA
99110103092 \$35.00

Pictures for illustrative purposes only. Product contents may vary. Products sold unpainted and unassembled. Certain Citadel products may be dangerous if used incorrectly. Prices correct at time of going to press, please contact us for current availability and Games Workshop prices. Prices quoted are for products sold by Games Workshop through its own stores, catalogue or website. Independent retailers are responsible for determining their own prices.



ORK KOMMANDOS
(5 FIGURES)
99110103100 \$25.00



ORK KOMMANDO WITH BIG
SHOOTA (1 FIGURE)
99060103103 \$10.00



ORK KOMMANDO WITH
BURNA (1 FIGURE)
99060103102 \$10.00



ORK MAD DOK GROTSNIK
99060103097 \$15.00



ORK NOB IN 'EAVY ARMOUR
(1 RANDOM MODEL)
99060103087 \$8.00



GROT MOB WITH RUNTHERD
99110103115 \$17.00

Pictures for illustrative purposes only. Product contents may vary. Products sold unpainted and unassembled. Certain Citadel products may be dangerous if used incorrectly. Prices correct at time of going to press, please contact us for current availability and Games Workshop prices. Prices quoted are for products sold by Games Workshop through its own stores, catalogue or website. Independent retailers are responsible for determining their own prices.



DETH KOPTA
99060403023 \$25.00



ORK WARTRAK
99120103001 \$25.00



ORK WARTRAK SCORCHER
99140103001 \$30.00



ORK DEFF DREAD
99110103077 \$45.00




ORK KILLA KAN
99110103120 \$22.00

Pictures for illustrative purposes only. Product contents may vary. Products sold unpainted and unassembled. Certain Citadel products may be dangerous if used incorrectly. Prices correct at time of going to press, please contact us for current availability and Games Workshop prices. Prices quoted are for products sold by Games Workshop through its own stores, catalogue or website. Independent retailers are responsible for determining their own prices.

Ork Stikkbomberz Bitz Pack*

*This pack is an upgrade for the plastic Ork Boyz box set.



x2



x2



x1



x1



x1

ORK STIKKBOMBERZ BITZ PACK
99060103125 \$15.00

Ork Stormboyz Bitz Pack*

*This pack is an upgrade for the plastic Ork Boyz box set.



x5



x2



x3



x2

ORK STORMBOYZ BITZ PACK
99110103116 \$15.00



ORK NOB WITH WAAAGH! BANNER
99060103121 \$15.00



OILGROT
99060103123 \$5.00

Ork Glyphs Bitz Pack



ORK GLYPHS BITZ PACK
99060103122 \$8.00

Ork Bomb Squigs



x2




x2

ORK BOMB SQUIGS (4 MODELS)
99060103124 TBA

Advance Orders

Get hold of forthcoming Citadel miniatures, hobby materials and rules supplements on the day of release with our advance order service!



UPCOMING RELEASES

Can't wait to get the latest new releases?

Get the latest products delivered to your door on the day of release!

The Lord of The Rings

- Harad\$17
- Corsairs of Umbar\$25
- Haradrim Raiders\$25
- Dalamyr,
Fleetmaster of Umbar\$10
- Corsair Bo'sun
and Captain\$12
- Corsair Arbalesters\$12
- Watchers of Kârna\$12
- Mahûd king\$22
- Mahûd Raiders\$10
- Mahûd Warriors\$12
- Mahûd Warriors
with blowpipes\$12
- Half Trolls\$12

\$17 Harad



\$25 Corsairs of Umbar



\$25 Haradrim Raiders

Pictures for illustrative purposes only. Product contents may vary. Products sold unpainted and unassembled. Certain Citadel products may be dangerous if used incorrectly. Prices correct at time of going to press, please contact us for current availability and Games Workshop prices. Prices quoted are for products sold by Games Workshop through its own stores, catalogue or website. Independent retailers are responsible for determining their own prices.

SUBSCRIBE NOW!

HALF OFF!

That's right! For a limited time beginning on November 22nd and running until January 6th, 2008 you can renew your subscription for HALF OFF!

But I don't have a subscription!!!

Don't worry – subscribe for one year at the normal rate (and you even get a FREE special edition Night Goblin Boss* while supplies last!) and then you can renew for up to an additional two years at HALF OFF! But hurry, this is a limited time offer!

Two Ways to Subscribe

You can either pick up your subscription in GW Hobby Centers or select independent retailers (contact your local shop for details), or receive your subscription through the mail by using the form below or call 1-800-394-GAME.

Current White Dwarf subscribers can also order a Night Goblin Boss model for \$10 through Direct Services. Those renewing their subscriptions will also receive a free promotional model. Offer good for Hobby Centers, select independent retailers, and subscribers only. Limit 2 year resubscription.



- ☐ **YES!** I would like to resubscribe to *White Dwarf* Magazine for **1 YEAR** for HALF OFF! That's \$30 for an entire year!
- ☐ **YES!** I would like to subscribe to *White Dwarf* Magazine for **1 YEAR** for \$60 & receive a free special edition Night Goblin Boss! (While supplies last. Maryland & Virginia residents add 5% sales tax.)

Name:Date of Birth:/...../.....

Address:

City:State: Zip Code:

Home Phone:

Work Phone:

Email Address:

- ☐ CHECK HERE if you would like to receive more information about GW events and promotions.

Method of Payment ☐ Money Order ☐ Check

☐ Mastercard ☐ Visa ☐ Am. Express ☐ Discover

Card Number:

Exp. Date: /

Cardholder Name:

Cardholder Signature:

Mail to: Games Workshop Direct Services, 6711 Baymeadow Drive, Suite A, Glen Burnie, MD 21060

White Dwarf 336

THE LORD OF THE RINGS

STRATEGY BATTLE GAME™

NEXT MONTH:

HARAD™

In thrall to the Dark Lord, the forces of Harad, along with the Corsairs of Umbar and Mahûd warriors, make war on all nations yet to fall under Sauron's sway.



WARHAMMER

CONQUEST OF EMPIRES

Check out the Design Studio's very own Mighty Empires campaign.

WARHAMMER
40,000

ORK SHOKK ATTACK GUN

Learn how to paint this fantastic model in our 'Eavy Metal painting masterclass.

THE LORD OF THE RINGS

STRATEGY BATTLE GAME



*“The Corsairs are upon us!
It is the last stroke of doom!”*

Next Month