
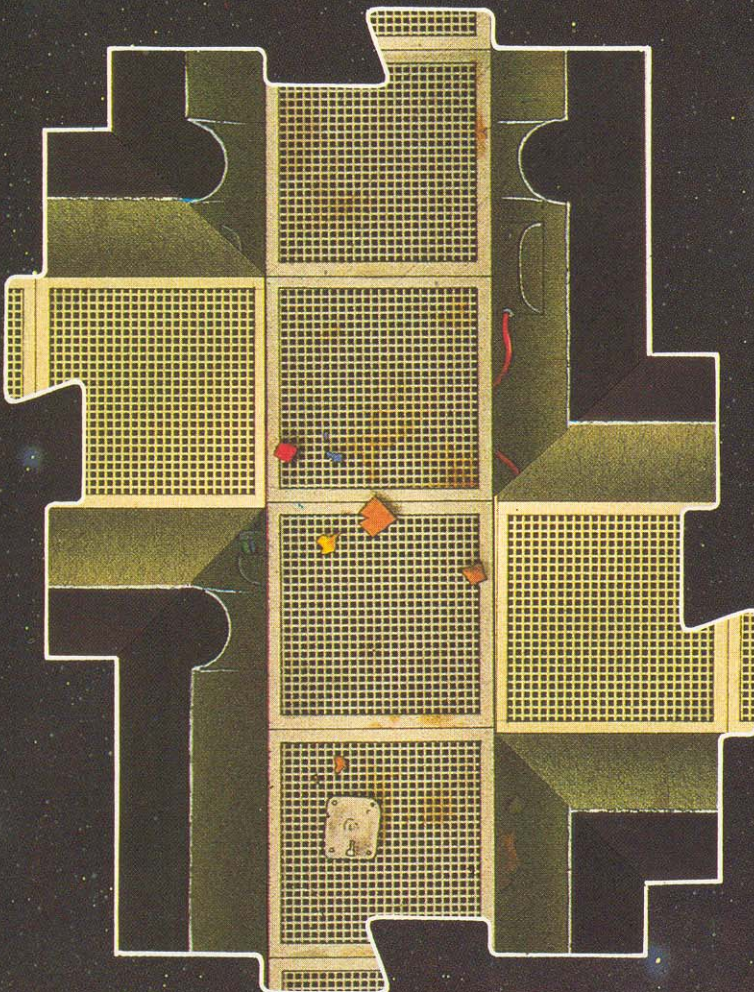




PITFALL COUNTERS

The Pitfall and Dummy Pitfall counters are all double-sided. Stick all of the counters marked 'A' to a piece of card. When they're dry, cut them out carefully with a sharp modelling knife or a pair of scissors. Then cut out all of the counters marked 'B' and glue them onto the reverse side.




A



B




A




B



A



B




A




B



A

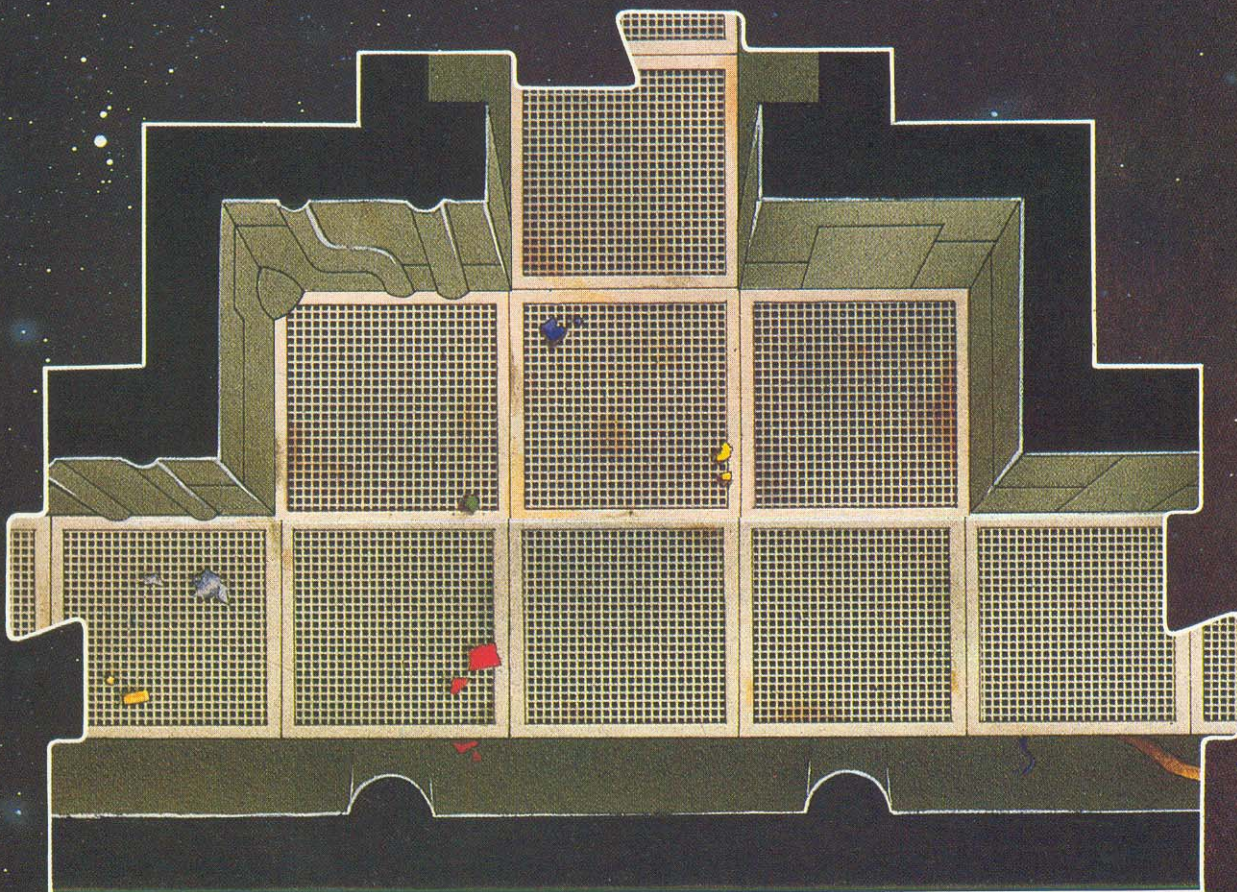


B



BARRICADES

Stick the barricade counters to a piece of card and let them dry. Then cut them out carefully with a sharp modelling knife or a pair of scissors.



NEW BOARD SECTIONS

On the following pages are the new board sections, pitfall and barricade counters you'll need for this campaign. We've also included a Campaign Roster Sheet. All you have to do with the floorplans is stick them to a piece of card, let them dry and cut them out carefully with a sharp modelling knife or a pair of scissors. Take special care when you trim around the board joints to ensure that they link together with your existing Space Hulk floorplans.

