

**WARHAMMER**  
**40,000**

# CHAPTER APPROVED



**2019 EDITION**  
**GAMING IN THE 41<sup>ST</sup> MILLENNIUM**





# CHAPTER APPROVED

GAMING IN THE 41ST MILLENNIUM



# CONTENTS



## INTRODUCTION 5

This section contains a summary of the contents of this book, as well as details on the three ways to play Warhammer 40,000.

## OPEN WAR CARDS 11

In the open play section of this edition of *Chapter Approved* you will find exciting new ways to use your Open War mission cards, which offer unique new challenges to players.

## OPEN WAR ARMY GENERATOR 14

The open play section also contains a new army generator that allows you to put elements of your force selection in the hands of fate.

## SPEARHEAD 22

Commanding vast armies of armoured vehicles is brought to the fore in Spearhead. This narrative play expansion focuses on tanks and vehicular warfare.

## LINKED GAMES 36

This section allows players to combine their games of Kill Team, Warhammer 40,000 and Apocalypse into an evocative campaign that builds to an epic climax.

## CHALLENGE MISSIONS 48

Challenge Missions put one player at a disadvantage so as to provide them with an opportunity to prove their mettle and succeed against the odds.





## **NEW BATTLEFRONTS**

**60**

This section provides a range of matched play rules designed to level the playing field between opposing armies.

## **ETERNAL WAR**

**62**

This section includes a selection of Eternal War missions, taken from a variety of sources and configured to offer new challenges.

## **SCHEMES OF WAR**

**70**

This section offers players new ways to use their Tactical Objective cards, and contains a series of new Maelstrom of War missions that utilise these rules.

## **DATASHEETS**

**80**

This section contains a selection of new and updated datasheets for Chaos Daemon armies, and an explanation of how to use these in your games.

Also included in this section are datasheets for Fortifications that can be included in your army, granting useful defensive benefits to your forces.

## **BATTLEFIELD TERRAIN**

**106**

This section contains updated rules for a variety of terrain features found on the myriad and varied battlefields of the 41st Millennium.

## **MUNITORUM FIELD MANUAL**

**113**









# INTRODUCTION

Welcome to *Chapter Approved*, a compendium of material for use in your games of Warhammer 40,000. Inside you'll find pages more filled with opportunities for acts of glory, heroism and sacrifice than your local Astra Militarum recruiting office, including new and updated rules, datasheets, missions and much more.

In the grim darkness of the far future, there is only war. Mighty armoured vehicles clash amidst the thunder of enormous guns, their thick armour shrugging off even the most mighty strikes as they speed towards their objectives, weapons blazing. Commanders send elite units behind the lines to sabotage enemy forces, even as they lead the rest of their forces in frontal assault on a grand scale, whilst other armies are abandoned as their allies retreat, left to deal as much damage to the foe as possible before they are overwhelmed. Rampaging hordes of Daemons are summoned into being by both the willing and the unsuspecting, trampling their unfortunate victims across hundreds of battlefields, from deadly forests to deserted frontier worlds, whilst the defenders raise mighty bulwarks of steel and concrete to anchor their defences. *Chapter Approved* provides a variety of new rules and missions that you can use in your games of Warhammer 40,000, all of which are separated into the following sections:

**Open Play:** Open play is Warhammer 40,000 without limits. Included here are rules for an even wider and more varied selection of open play games, with new ways to use Open War cards as well as a new way to select your army for open play games.

**Narrative Play:** This style of gaming aims to make the 41st Millennium truly come alive on the tabletop. In this section, you will find *Spearhead*, a new supplement for fighting conflicts between forces of armoured vehicles. You will also find guidelines and examples for how to link together your games of *Kill Team*, Warhammer 40,000 and *Apocalypse*, as well as some exciting new narrative missions with victory conditions that reward triumph over adversity.

**Matched Play:** This section is packed with a mixture of new, revised and popular *Eternal War* and *Maelstrom of War* missions, available for use in your matched play games.

**Appendix:** Here we have collected updated rules for battlefield terrain, as well as updated datasheets.

To make full use of the contents in this book you will need a copy of the *Warhammer 40,000* rulebook. To find out more about Warhammer 40,000, visit [warhammer40000.com](http://warhammer40000.com).





# WAYS TO PLAY WARHAMMER 40,000

Warhammer 40,000 offers three distinct styles of game for players to choose from, depending upon their preferences, the collections they have available, and what they want to get out of the game. These styles are open play, narrative play and matched play, and each has its own strengths.

## OPEN PLAY

For those who simply want to gather part or all of their miniatures collection, get it onto the tabletop and start rolling dice, open play is the perfect way to game. As its name would suggest, it has few restrictions. Force sizes are not limited, and do not need to be in any way balanced against the army they are facing. Players are free to invent whatever storyline or framework for the battle they wish, whether that involves using the Only War mission provided in the core rules, or simply inventing their own scenario based upon the sort of game they feel like playing.

In this section of *Chapter Approved*, we present ways in which you can make your games of open play even more exciting. In this year's edition, you'll find new ways to use your existing deck of Warhammer 40,000 Open War cards (pg 11-13), a handy tool that simplifies and speeds up the process of setting up your missions. Expanding upon the over 60,000 potential missions these cards provide, these new rules offer an even wider variety of tactical challenges and objective.

Also included in this section is a set of guidelines for generating

your army differently to the normal unit selection process (pg 14-19). These rules provide you with the opportunity to field combinations of units generated almost at random from your collection, allowing for exciting new challenges and combinations of units from your favourite army.

These are just some examples of the kind of things you can do when playing open play games. The only limits to open play gaming are the models in your collection, the gaming space you have available, and your imagination.





## NARRATIVE PLAY

Games inspired, driven and regulated by a particular pre-generated storyline are usually known as narrative play battles. *Chapter Approved* provides a range of new content for use with this sort of gaming.

First up is Spearhead (pg 22-33). The Spearhead rules give you new rules for fighting with armoured vehicles, including benefits for outmanoeuvring the war engines of your enemy. It then presents new missions, a new battlezone and Stratagems to use with your Battle-forged armies in glorious tank battles.

Following that, we present guidelines for linking missions (pg 34-47), enabling you to add consequences to your games of Warhammer 40,000, Kill Team or Apocalypse or even pause a larger game to play out a smaller conflict before continuing.

Lastly in this section we have provided a selection of Narrative Challenge missions (pg 48-57). These missions are designed to be unbalanced in favour of one player. Their opponent must try

to fight against these odds and will receive a challenge rating at the end of the game based on how well they performed. We then recommend switching roles to see who can get the best score against overwhelming odds.

## MATCHED PLAY

Utilising points values and Battle-forged armies, matched play adds an element of competitive balance to games of Warhammer 40,000. In this section of *Chapter Approved*, you will find the latest matched play rules alongside new and classic missions to play – choose from Eternal War missions (pg 62-67), in which both players compete to achieve the same objective, and Maelstrom of War missions (pg 70-77), in which random Tactical Objectives can change the face of the game in a heartbeat. Both types of game are popular with players attending organised events such as tournaments, or playing ‘pick-up games’ against new opponents.

## AND MORE!

To make your games even more varied and exciting, you can use the

rules provided in the rest of the book. They work with any style of gaming: open, narrative and matched.

## APPENDIX

Here you’ll find new and updated datasheets for a range of miniatures. The first set of these are datasheets for a number of Chaos Daemon units. Some of these have been updated since their original publication, whilst others are completely new, providing exciting fresh ways to bring ruination to the material universe.

Following these you will find updated datasheets for a variety of Fortifications, powerful defensive features that afford your troops protection from the predations of their enemy.

Lastly, we have included updated rules for a variety of battlefield terrain (pg 106-111), allowing you to utilise the wide range of Citadel terrain kits to bring your battlefield to life and add an extra layer of tactical complexity to your games.



# OPEN PLAY

'Many are the ways of war, a multiplicity its theatres. A warlord must be ready to grasp the ever-changing madness of the battlefield and force it into the shape they most desire. To hesitate is to cede the foe a chance to do this first, and in so doing to steal your righteous triumph.'

- *Tactica Imperialis*













# OPEN WAR CARDS

One popular system of creating a custom mission for Warhammer 40,000 is using Open War cards. These provide a fast and simple way to set up a game, complete with exciting twists, ruses and sudden-death victory conditions. Presented here are alternative methods for using your Open War cards.

The Open War cards pack includes a rules insert describing one method for creating a mission with randomly generated rules. Presented here are some alternative methods of using Open War cards, which can be used to provide new challenges if both players agree.

The Battlefield, Deployment and Objective Markers rules, as described in the rules insert included with the Open War deck, still apply, and – unless specified otherwise – so do the rules for First Turn and Victory.

## METHOD 1 – DRAFTING CARDS

Instead of following the normal instructions for drawing Open War cards, use the following method:

- Decide which player will be player A and which player will be player B. If you cannot decide, simply roll off, re-rolling ties. The winner of the roll-off is Player A.
- Player A takes the deck of Deployment cards, selects three of them and lays them out in front of Player B. Player B then selects one of these to be used for this mission.
- Player B then takes the deck of Objective cards, selects three of them and lays them out in front of Player A. Player A then selects one of these Objective cards to be used for this mission.
- Player A then takes the deck of Twist cards, removes the Many Paths to Victory and Double or Nothing cards, then shuffles the remaining cards and deals them into two piles. Each player then takes one of these piles, selects one Twist card and places it face down in front of them. Once both players have selected a Twist card, both players reveal their choice. Both of these Twists will apply during this mission.

Follow the rules for using Ruses and Sudden Death cards, as described in the Open War rules insert.



### DESIGNER'S NOTE

Open War cards provide a fantastic variety of options, with over 60,000 potential combinations of cards. As such, you might find that you get a few odd combinations when setting up your game as described in these alternative methods for using Open War cards. You will notice that each of the methods described here involves removing certain cards from one or more of the decks, usually to avoid certain Twist cards that add new objectives on top of those already in use. If you find you still have a combination of cards that conflict with another, simply repeat that step of the set-up instructions until you have a satisfactory combination. Bear in mind, however, that Open War games will not always be completely balanced, and one player may find their objectives to be more challenging than their opponent's. This is simply one of the unique tactical challenges presented as part of the Open War card system, and makes victory under such conditions all the more satisfying!





## METHOD 2 – SECRET AGENDA

Instead of following the normal instructions for drawing Open War cards, use the following method:

- Decide which player will be player A and which player will be player B. If you cannot decide, simply roll off, re-rolling ties. The winner of the roll-off is Player A.
- Player A shuffles the deck of Deployment cards and draws the top card as normal to determine the deployment map for this mission.
- Player B shuffles the deck of Objective cards and draws the top card as normal to determine the objective for this mission.
- Player A then takes the deck of Twist cards, removes the Many Paths to Victory, Double or Nothing, Set Piece Battle and Meeting Battle cards. They then shuffle the remaining cards and deal them into two piles. Each player then takes one of these piles, selects one Twist card and places it face down in front of them. At the start the battle round, each player rolls one D6. On a 4+ that player reveals their Twist card. That Twist now applies for the rest of the battle. If an effect of the Twist applies from the first battle round, treat the current battle round as the first for the purposes of that Twist.
- Player B then shuffles the Ruse cards and deals one to each player, face down. These are kept secret until they are played.
- Player A then shuffles the Sudden Death cards and deals one to each player, face down. These are kept secret until they are played.





## METHOD 3 – COVERT OPERATIONS

Instead of generating Open War cards as normal, use the following method:

Decide which player will be player A and which player will be player B. If you cannot decide, simply roll off, re-rolling ties. The winner of the roll-off is Player A.

Player A shuffles the deck of Deployment cards and draws the top card as normal to determine the deployment map for this mission.

Player B then shuffles the Sudden Death cards and deals two to each player, face down. These are kept secret until they are played. Sudden Death cards must be played as soon as their conditions are met, however a player does not immediately win the battle when they play one of their Sudden Death cards. Instead, a player must play both of their Sudden Death cards to immediately win the battle.

Player A then takes the deck of Twist cards, removes the Many Paths to Victory card, shuffles the remaining cards and deals one face up. That Twist applies until the end of the battle.

The rules for using Ruses apply as described on the rules insert card included with the Open Play card pack. In this mission, the normal rules for Victory are not used.





# OPEN WAR ARMY GENERATOR

In this section you will find the Open War army generator, designed for players who like the simplicity of open play games and are looking for as much variety in their forces as possible. This tool ensures your army need never be exactly the same from one battle to the next.

The army generator presented here is intended to be used alongside the Open War mission from the *Warhammer 40,000* rulebook, or missions generated using the Warhammer 40,000 Open War cards. If both players have agreed to play such a mission, they can also agree to use the army generator.

The Open War army generator replaces the normal rules for mustering an army; instead of creating their army before the battle, having free choice as to which units are used, each player will need to bring a varied selection of units to the game, using the army generator during the Deployment step to create a balanced force on the fly. This means that players will need to know how to get the best from all of their different units, and learn how to turn any combination of these into potent fighting forces.

Although designed specifically to be used alongside the Open War mission and the Open War cards, the Open War army generator can be used to create armies for any kind of mission, including narrative and matched play ones, should players agree to use it.

## ARMY SIZE

Before playing a mission using the army generator, the players must agree an army size for their battle. The army size can either be small, medium or large. A battle with a small army size can be completed in an hour or two, a battle with a medium army size will take

two or three hours to play, and a battle with a large army size will take a full afternoon or evening. We recommend using a small army size for your first battle using the generator.

The army size you choose will determine the Power Level limit for each player. The table below shows the Power Level limits for each army size, and the typical number of units the army will have.

## ARMY SIZE TABLE

ARMY SIZE	POWER LEVEL LIMIT	TYPICAL NUMBER OF UNITS
Small	30	5-10
Medium	60	8-15
Large	90	10-20

## TAILORED POWER LEVEL LIMITS (OPTIONAL)

Instead of picking a small, medium or large army size for your battle, you can simply choose the Power Level limit for your game, using the table above as a guideline.

## OPEN WAR CARDS

If you are using the army generator in conjunction with Open War cards, then when generating your mission, do not draw any Ruse or Sudden Death cards as described on the rules insert. Instead, these cards are drawn after deployment is complete, as described in Ruses & Sudden Death (see page 17).



Ultramarines fight furiously to hold back the advancing Necron legions, their last stand becoming more desperate by the moment.





---

*'A good commander knows how to get the most from the assets they are assigned. They understand how to combine their infantry with their armour, their artillery with their witches, their gunships with their zealots with their war engines in order to maximise the effectiveness of all. By comparison, a great commander works the same strategic sorcery with whatever warriors and weapons are to hand, and emerges victorious no matter how unexpected the foes they face or the forces they lead.'*

---

- *Tactica Imperialis*

---

## USING THE ARMY GENERATOR

The army generator on page 18 is made up of 36 unit entries. Each unit entry details one or more types of unit, and how many of those units, that the player using the generator can include in their army (see Unit Types, opposite).

The army generator can either be used as a table that you roll on or it can be photocopied and cut out into 36 cards, which you can then shuffle and draw from. If you are rolling on it as a table, roll two dice one after the other, counting the first roll as tens and the second roll as units. For example, if the first roll was a 3 and the second roll a 4, the army generator roll would be 34. You then simply find the unit entry on the generator that corresponds to this number. If you are using cards, instead of making a roll, simply draw a card from the shuffled deck.

In the Deployment step of the mission being played, starting with the player who won the earlier roll-off, the players take it in turns to generate a unit entry using the army generator, continuing until both armies have been deployed (see Completing Deployment, opposite). When a player generates a unit entry, they must select one of the unit options listed and deploy the appropriate unit(s) from their collection wholly within their own deployment zone. Players must deploy as many units as they are able to based on the units available in their collection. Any units that a player is not able to deploy are ignored (they do not count as being destroyed).

## PRE-BATTLE ARMY GENERATION (OPTIONAL)

If the players wish, they can generate their armies before the battle and just bring along the models they will be using to the game. To do this, the players must write down their rolls, or the cards they draw, and the units that they decide to use, and then alternate setting up the units in the order they were generated.





## COMPLETING DEPLOYMENT

During deployment, each player must keep track of their army's Power Level. Once a generated unit entry results in a player's Power Level equalling or exceeding the Power Level limit for the battle, they can deploy the units generated by that entry, and then their army deployment is complete (they cannot make any further rolls or draw any further cards).

The opposing player can keep on generating and deploying units until a roll or card means that their Power Level also equals or exceeds the Power Level limit for the battle, at which point they can deploy the units generated by that roll or card and then their army deployment is also complete. A player must also finish their deployment if they no longer have any remaining units in their collection to deploy.

## RUSES & SUDDEN DEATH

If you are using Open War cards to determine your mission, after deployment for both armies is complete, compare the Power Levels of the players' armies. If one player's army has a lower Power Level than their opponent, that player can draw one Ruse card. If one player's army has a Power Level that is at least double that of the other player's, then the player whose army has a lower Power Level can draw one Sudden Death card as well as one Ruse card.

## UNIT TYPES

Rather than listing specific units, each unit entry in the army generator will tell you what type of unit, and how many of that unit, you can deploy. The table below explains each unit type.

UNIT TYPE TABLE	
TYPE	DESCRIPTION
Troops*	A unit with the Troops Battlefield Role
Elites*	A unit with the Elites Battlefield Role
Fast Attack*	A unit with the Fast Attack Battlefield Role
Heavy Support*	A unit with the Heavy Support Battlefield Role
Champion	A <b>CHARACTER</b> unit that is not a <b>VEHICLE</b> or <b>MONSTER</b>
Conqueror	Any unit with the HQ Battlefield Role

\* When you select one of these units, you can additionally select one unit with the Dedicated Transport Battlefield Role with enough transport capacity to transport the selected unit. This is added to your Power Level as normal.

## LARGER UNITS

Many units can include additional models. When such a unit is selected, decide how many models you wish to include (as described on its datasheet) and pay the appropriate Power Rating cost.

## SUBSTITUTIONS

When selecting a unit from a unit entry, a player can, if they wish, choose a substitute unit instead. The following substitutions can be made:

- Instead of selecting 1 Fast Attack unit, a player can select 1 Flyer unit.
- Instead of selecting 1 Heavy Support unit, a player can select 1 Lord of War unit.





# OPEN WAR ARMY GENERATOR

D66 UNIT TYPE									
11	1 Troops unit								
12	1 Troops unit								
13	1 Elites unit								
14	1 Fast Attack unit								
15	1 Heavy Support unit								
16	1 Champion unit								
21	2 Troops units								
22	2 Troops units								
23	1 Troops unit	or	1 Elites unit						
24	1 Troops unit	or	1 Fast Attack unit						
25	1 Troops unit	or	1 Heavy Support unit						
26	1 Troops unit	or	1 Champion unit						
31	1 Conqueror unit								
32	1 Troops unit	or	1 Conqueror unit						
33	2 Troops units	or	1 Champion unit						
34	2 Troops units	or	1 Elite unit						
35	Up to 3 Troops units or Elites units in any combination								
36	Up to 3 Fast Attack units or Heavy Support units in any combination								
41	1 Champion unit	or	Up to 2 Elites units						
42	1 Champion unit	or	1 Conqueror unit						
43	1 Champion unit	or	2 Troops units	or	1 Elites Unit				
44	1 Champion unit	or	2 Troops units	or	1 Fast Attack Unit				
45	1 Champion unit	or	2 Troops units	or	1 Heavy Support unit				
46	1 Conqueror unit	or	2 Elites units						
51	1 Conqueror unit	or	2 Fast Attack units						
52	1 Conqueror unit	or	2 Heavy Support units						
53	2 Champion units	or	3 Troops units	or	1 Elites unit				
54	2 Champion units	or	3 Troops units	or	1 Heavy Support unit				
55	2 Champion units	or	3 Troops units	or	1 Heavy Support unit				
56	1 Conqueror unit	or	3 Troops units	or	1 Elite, Fast Attack or Heavy Support unit				
61	1 Champion unit	or	3 Troops units	or	1 Fast Attack Unit	or	1 Elites Unit	or	1 Heavy Support unit
62	1 Champion unit	or	3 Troops units	or	1 Fast Attack Unit	or	1 Elites Unit	or	1 Heavy Support unit
63	1 Champion unit	or	3 Troops units	or	1 Fast Attack Unit	or	1 Elites Unit		
64	1 Champion unit	or	3 Troops units	or	1 Heavy Support unit	or	1 Elites Unit		
65	1 Champion unit	or	3 Troops units	or	2 Fast Attack Units	or	1 Heavy Support unit		
66	2 Champion units	or	3 Troops units	or	2 Fast Attack Units	or	2 Elites Units	or	2 Heavy Support units





A strike force of noble Ultramarines advance into battle behind their Captain, sworn to fight for courage and honour.



None can stand before the diabolical armoured fury of the Chaos Space Marine Land Raider and its fearsome arsenal of weaponry.



Ferrocrite whips past below as a host of Windriders from Craftworld Saim-Hann sweep into the fight.



# NARRATIVE PLAY

'Myths and legends, tales of great heroes vanquishing their benighted foes; what are these but accounts of battles fought long ago and embellished over the slow count of ages? Fight well this day, my kin, and write new legends in the blood of our foe.'

- Farseer Vrachulain of Craftworld Biel-Tan









# SPEARHEAD

**Spearhead is an expansion for Warhammer 40,000 that brings new rules for fighting conflicts between forces of armoured vehicles on the battlefields of the 41st Millennium. In these cacophonous environments, speed, armour and big guns are the keys to victory!**

Across the galaxy, wars are lost and won by decisive armoured assaults. From formations of Leman Russ battle tanks pounding the foe with their formidable cannons, to squadrons of sleek Aeldari craft swooping over the battlefield, lances of bright energy bursting from their weapons to annihilate any threats. On countless worlds, infantry must move unseen amongst the wreckage of armoured fighting vehicles, working their way closer to plant mines and grenades to cripple enemy war machines. Vast fortresses roll forwards on gargantuan tracks, crushing everything in their path as they conquer worlds. Fearsome

Dreadnoughts stride into the enemies' lines, punching mighty fists through the thickest of armour plates. These are the battlefields of Spearhead – forces of armoured vehicles duelling to the death across a battlefield cratered by the heaviest of munitions, and the detonations of mortally wounded machines. Victory will only be won by those who can utilise speed, overwhelming firepower and the heavy armour of their vehicles to best effect!

Spearhead is an expansion that incorporates fast-moving vehicular warfare missions into Warhammer 40,000. In these missions, one player

takes the role of the Attacker and their opponent the Defender. As a result, the missions presented in this expansion are designed primarily for narrative play, telling the story of these brutal armoured assaults. As with any game that puts players in different roles, we recommend replaying these missions, but switching the Attacker and Defender around to give both players a chance to test out a different set of tactics.

This expansion supplements the core rules with additional abilities, Warlord Traits, and Stratagems that reflect the tactics deployed when playing a Spearhead mission.



The ground shakes as the massed armoured might of the Astra Militarum rolls forth to crush the foe beneath their iron treads. No heretic shall long endure their wrath!





## SPEARHEAD ABILITIES

Spearhead missions use the following additional rules:

### ROADS

*Forces can move quickly across streets and roads, but doing so often leaves them exposed to enemy fire.*

After you have created the battlefield, the players should agree what areas count as Roads. If a **VEHICLE** model spends its entire Movement phase wholly on a Road, its Move characteristic is increased by 3" until the end of the phase. This has no effect on units that can **FLY**.

### DANGEROUS TERRAIN

*Even the relatively open spaces favoured by armoured commanders are full of hazards for a careless driver or pilot. Tank traps or hidden mines have all been the downfall of even the greatest tank aces in the galaxy.*

Some terrain is classed as dangerous terrain. Each time a model Advances or Charges through dangerous terrain, roll a D6; on a 1, that model's unit suffers 1 mortal wound.





## NARRATIVE PLAY MISSION SPECIAL RULES

Most narrative play missions use one or more additional special rules to better represent the different tactics and strategies used by Attackers and Defenders. Some of the more in-depth mission special rules are collected below and referenced by the missions that appear later.

### CONCEALED DEPLOYMENT

*In some battles, commanders have had time to conceal the positions of their forces from their enemy.*

If a mission uses Concealed Deployment, the Defender will need a set-up marker for each unit in their army that they intend to start the battle deployed on the battlefield. You do not need any markers for units that will start the battle embarked on a **Transport**, only a marker for the transport itself. Each marker needs to be distinct (e.g. have a different number) so it can correspond to a specific unit. The Defender must

write down which unit each marker represents and keep this information secret from their opponent.

When the Defender deploys their army, they set up the markers instead of their models. Once the Defender has set up all their markers, the Attacker deploys all their forces. Once this has been done, the Defender then reveals which marker corresponds to which unit, setting up the appropriate models as they do so. The first model in each unit must be placed exactly where the unit's set-up marker was placed, and the entire unit must be set up wholly within the player's own deployment zone.

### DAWN RAID

*Cunning commanders often attack under cover of darkness.*

If your mission uses Dawn Raid, then in the first battle round, when resolving an attack made with a ranged weapon, subtract 1 from the hit roll.

### PRELIMINARY BOMBARDMENT

*In a major offensive, the attacker will often launch a heavy bombardment prior to the main attack.*

If your mission uses Preliminary Bombardment, then at the start of the first battle round, but before the first turn begins, the Attacker should roll a dice for each enemy unit that is on the battlefield (do not roll for units that are embarked inside **Transports**). On a roll of 6, that unit has been hit by a Preliminary Bombardment; that unit suffers D6 mortal wounds. **Infantry** units that are hit by a Preliminary Bombardment can choose to go to ground before the damage is determined – if they do they only suffer D3 mortal wounds, but cannot move, make shooting attacks or charge in the first battle round.





## RANDOM BATTLE LENGTH

*War is rarely predictable, and the time available to achieve your objectives is never certain.*

If your mission uses Random Battle Length, at the end of battle round 5, the player who had the first turn must roll a D6. On a roll of 3+ the game continues, otherwise the game is over. At the end of battle round 6, the player who had the second turn must roll a D6. This time, on a roll of 4+ the game continues, otherwise the game is over. The battle automatically ends at the end of battle round 7, or when one army has destroyed all of its foes.

## RESERVES

*Reserves are forces which are not directly present at the start of battle, but are available as reinforcements.*

If a mission uses Reserves, it will detail which units in your army start the game in Reserve – these units are not deployed with the rest of your army.

The mission will usually state when the units placed in Reserve arrive on the battlefield – this is typically at the end of a particular Movement phase. If the mission does not specify when units arrive, roll for each unit at the end of your second Movement phase (and at the end of each of your Movement phases thereafter) – this is called a Reserve roll. On a 3+ the unit being rolled for arrives from Reserve. Note that if a unit placed into Reserve is embarked within a Transport, they will arrive when their transport does, not separately (if rolling, make a single roll for the transport and the units embarked in it).

The mission will explain how and where to set up units when they arrive from Reserve.

## SUSTAINED ASSAULT

*Occasionally, an army will possess overwhelming superiority in numbers.*

If your mission uses Sustained Assault, any of the Attacker's units

that are destroyed can be brought back into play later in the battle, to represent their almost limitless supply of reinforcements. At the end of each of the Attacker's Movement phases, roll a dice for each of their destroyed units, adding 2 to the result if that unit has the Troops Battlefield Role. On a 4+ immediately set up that unit within 6" of a battlefield edge – the mission will specify which.

The Attacker can also, at the end of any of their turns, remove any of their units from the battlefield that have a quarter or less of their starting number of models (or, in the case of single-model units, a quarter or less of their starting number of wounds). This unit then counts as having been destroyed for all purposes, and so can be brought back into play later, as described above.



# TANK ACES

Each race of the galaxy that makes use of armoured vehicles exalts those warriors who show great skill in this type of warfare. From Commander Longstrike of the T'au Empire to Antaro Chronus of the Ultramarines, these warriors are rightly feared by their foes.

Before the battle, you can use the following Stratagem. If you do so, you must mark on your army list which unit it is being used on.

1/3CP

## TANK ACE

### *Spearhead Stratagem*

*This vehicle is home to one of the greatest armour commanders your race has to offer. This veteran of countless conflicts guides the vehicles under their command with an expert eye and a killer's instinct.*

Use this Stratagem before the battle. Pick one VEHICLE model from your army that is not TITANIC for 1CP or pick one TITANIC VEHICLE model from your army for 3CP. Add 1 to hit rolls made for that VEHICLE model until the end of the battle. In addition, re-roll hit rolls of 1 for friendly VEHICLE models whilst they are within 6" of this model. You can only use this Stratagem once per battle.

# BATTLEZONE: TANK GRAVEYARD

Throughout the galaxy, numerous battlefields lie littered with the shattered hulks of ruined war machines. Whether this detritus is the result of recent conflict, or one from ages past, combatants must take care not to disturb discarded ordnance whilst navigating the burning remnants of recently slain vehicles.

So long as you and your opponent agree, any Spearhead battle can use the Spearhead Battlezone rules on this page. These rules allow you to recreate battles that are fought in an environment that is even more hostile and hazardous to the combatants than usual. These can be used in addition to, or instead of, any other Battlezone rules found in other publications.

If you choose to use this Battlezone, the following rules apply to your battle:

**Unexploded Ordnance:** Each time a unit Advances, roll one D6 for that unit. On a 1, that unit suffers D3 mortal wounds.

**Smoke-wreathed Wasteland:** After both sides have deployed, the players roll off. The winner then rolls one D6 for each terrain feature on the battlefield (other than Obstacles). On a 4+ the terrain feature being rolled for is ablaze and is treated as dangerous terrain for the remainder of the battle.

Models cannot see through or over terrain features that are ablaze. This means that a unit is not visible, and so cannot be targeted if you cannot draw a straight line, 1mm in thickness, between the attacking model and the target, without it passing over or through any part of this terrain feature. Units that are on or within a terrain feature that is ablaze can be seen and targeted normally.



# SPEARHEAD MISSIONS

This expansion includes three Spearhead missions designed for narrative play games. If you wish to play a Spearhead battle, you should first select a mission from the table below, or roll to randomly select which mission you will play.

D3	MISSION
1	Wall of Iron
2	The Trap is Sprung
3	Counter-Attack

## SPEARHEAD ARMIES

In a Spearhead mission, at least half (rounding up) of the units in a player's army must be **VEHICLES** that do not have the **Flyer** battlefield role. If you are using **Battle-forged** armies, treat the red HQ icon as being grey in Spearhead and **Outrider Detachments** (therefore these Detachments do not require a compulsory HQ choice to fulfil them).

## SPEARHEAD BATTLEFIELDS

In a Spearhead mission, the battlefields are characterised by relatively open spaces, with a few large terrain features. As such, unless the mission you are playing instructs you otherwise, we recommend having a single large terrain feature in each 2' by 2' area, as well as a scattering of obstacles or barricades.

## OBJECTIVE MARKERS

Many missions use objective markers – these represent sites of strategic import that both sides are attempting to secure. These can be represented by any appropriate markers or models you have available. A player controls an objective marker if they have more models within 3" of it than their opponent does. When measuring distances involving objective markers, always measure to and from the centre of the marker.

## ARMoured CONQUEST

All **VEHICLE** units (except those with the **Flyer** battlefield role) gain this ability. Such a unit that is within

range of an objective marker (as specified in the mission) controls the objective marker even if there are more enemy models within range of that objective marker. If an enemy unit within range of the same objective marker has a similar ability, then the objective marker is controlled by the player who has

the most models within range of it, as normal.

## SPEARHEAD WARLORDS

If you are playing a Spearhead mission, you can use the following Warlord Traits when choosing your army:

D6	WARLORD TRAIT
1	<p><b>Armour-Slayer:</b> <i>This warlord has fought against enemy armoured formations across the length and breadth of the galaxy, and knows instinctively where to place their shots to cause maximum damage.</i></p> <p>Re-roll wound rolls of 1 for attacks made by this Warlord that target an enemy <b>VEHICLE</b>. You can re-roll failed wound rolls instead if the target <b>VEHICLE</b> has a <b>Toughness</b> characteristic of 8 or more.</p>
2	<p><b>Defensive Gunner:</b> <i>This warlord excels at plunging their vehicle into the foes' lines, keeping enemy infantry back with pinpoint volleys from their lighter weapons, while they hunt their true target.</i></p> <p>When this Warlord makes an attack with a weapon profile with a <b>Strength</b> characteristic of 5 or less, you can re-roll hit and wound rolls if that attack targets an enemy <b>INFANTRY</b> unit that is within 12" of your Warlord.</p>
3	<p><b>Indomitable Spirit:</b> <i>This Warlord knows how to keep their vehicle fighting, even when suffering serious injury and near-catastrophic damage.</i></p> <p>If this Warlord would lose a wound, roll one D6; on a 6+ that wound is not lost. In addition, at the start of your <b>Movement</b> phase, this Warlord regains 1 lost wound.</p>





# MISSION: WALL OF IRON

Sometimes a defending army must create an impenetrable wall of armour to block an enemy assault. Every thoroughfare is blocked with the heaviest units a commander can find, presenting a wall of cannons to dissuade even the most bold attacker.

## THE ARMIES

Each player must first muster an army from the miniatures in their collection. A player can include any models in their army, but this mission works especially well with ground-based armies that contain few units that can FLY. Once the armies have been chosen, the players must then decide who will be the Attacker and who the Defender. If the Power Levels of the two armies are different, then the player whose army has the higher Power Level should be the Defender, and their opponent the Attacker. Otherwise, the players can roll off to decide.

## THE BATTLEFIELD

Create a battlefield using the deployment map below and then set up terrain. The battlefield should contain a reasonable amount of terrain features, especially around the Defenders deployment zone.

## DEPLOYMENT

After terrain has been set up, the players set up their armies using the Concealed Deployment rules (pg 24). All of the Attacker's units must be set up in their deployment zone, and cannot be set up in other locations, such as teleportarium chambers, or in the webway.

## FIRST TURN

The Attacker rolls one D6. On a 3+ the Attacker has the first turn, otherwise the Defender has the first turn.

## BREAKTHROUGH

The Attacker must try to move models from their army off the Defender's battlefield edge. If a VEHICLE model from the Attacker's army finishes any kind of move in contact with the Defender's battlefield edge, the Attacker can remove that unit from the battlefield. That unit is considered to have broken through.

## BATTLE LENGTH

The players should use the Random Battle Length rules to determine how long the battle lasts.

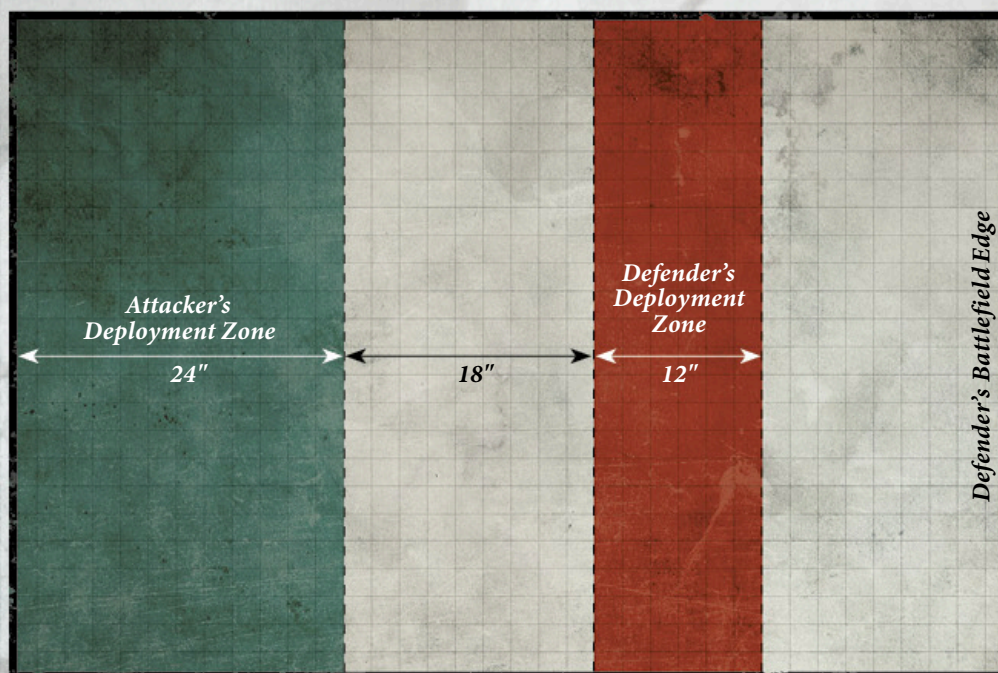
## VICTORY CONDITIONS

At the end of the game, the Attacker should add up the total Power Rating of all the units that have broken through.

If the total Power Rating of units that have broken through is more than 50% of the total Power Rating of the Attacker's army, the Attacker is the winner.

If the total Power Rating of units that have broken through is more than 25%, but less than 50% of the total Power Rating of the Attacker's army, the game is a draw.

If the total Power Rating of units that have broken through is less than 25% of the total Power Rating of the Attacker's army, the Defender is the winner.





# MISSION: THE TRAP IS SPRUNG

When a weak point in the enemy line is detected, your armoured battle-group is dispatched to break through. But all is not as it seems. Just as your force is about to break through, the enemy emerge from hiding, converging on your troops. This fight will not be as easy as it first appeared!

## THE ARMIES

Each player must first muster an army from the miniatures in their collection. A player can include any models in their army, but this mission works especially well with ground-based armies that contain few, if any, units that can Fly. Once the armies have been chosen, the players must then decide who will be the Attacker and who will be the Defender. If the Power Levels of the two armies are different, then the player whose army has the higher Power Level should be the Attacker, and their opponent should be the Defender. Otherwise, the players can roll off to decide. If one player has a higher total Power Rating than their opponent, make a note of the difference before starting the battle.

## THE BATTLEFIELD

Create a battlefield using the deployment map below and then set up terrain. The battlefield should contain a reasonable amount of terrain features, especially around the Defenders deployment zone.

## DEPLOYMENT

After terrain has been set up, the players set up their armies using the Concealed Deployment rules (pg 24). The Defender can set up their units in either of their deployment zones.

## FIRST TURN

The Defender rolls one D6. On a 3+ the Defender has the first turn, otherwise the Attacker has the first turn.

## BATTLE LENGTH

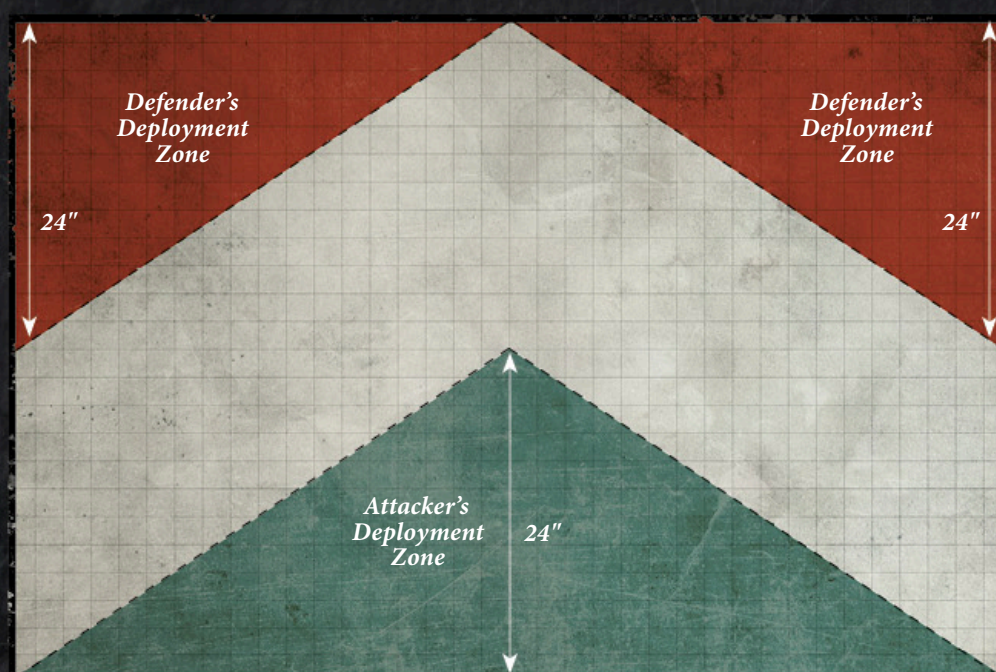
The players should use the Random Battle Length rules to determine how long the battle lasts.

## VICTORY CONDITIONS

At the end of the game, each player should add up the Power Rating of each unit they have remaining on the battlefield. If the unit is below 50% of its starting number of models (or starting Wounds characteristic if it is a single model) only add 50% of its Power Rating (rounding up).

If one player had a higher total Power Rating at the start of the battle, that player should subtract the difference (noted at the start of the battle) from their total.

The player with the highest total Power Rating remaining on the battlefield is the winner. If the total is tied, the game is a draw.





# MISSION: COUNTER-ATTACK

The enemy advance has been stalled. Now is the time to mobilise our faster elements and strike back at them while they are vulnerable. Lead out your war machines and smash the enemy with your armoured fist!

## THE ARMIES

Each player must first muster an army from the miniatures in their collection. A player can include any models in their army, but this mission works especially well with ground-based armies that contain few, if any, units that can FLY. Once the armies have been chosen, the players must then decide who will be the Attacker and who will be the Defender. If the Power Levels of the two armies are different, then the player whose army has the higher Power Level should be the Attacker, and their opponent should be the Defender. Otherwise, the players can roll off to decide.

## THE BATTLEFIELD

Create a battlefield using the deployment map below and then set up terrain. Then, set up 3 objective markers in the Defender's deployment zone, as shown on the map below. The battlefield represents an apparently empty area which the attackers are trying to break through.

## DEPLOYMENT

After terrain has been set up, the players set up their armies using the Concealed Deployment rules (pg 24).

## PRELIMINARY BOMBARDMENT

Once both sides have been set up, the Attacker launches a Preliminary Bombardment (pg 24).

## SUSTAINED ASSAULT

Returning units from the Attacker's army return from the short battlefield edge at the back of the Attacker's deployment zone.

## DAWN RAID

This battle uses the Dawn Raid rules found on page 24.

## FIRST TURN

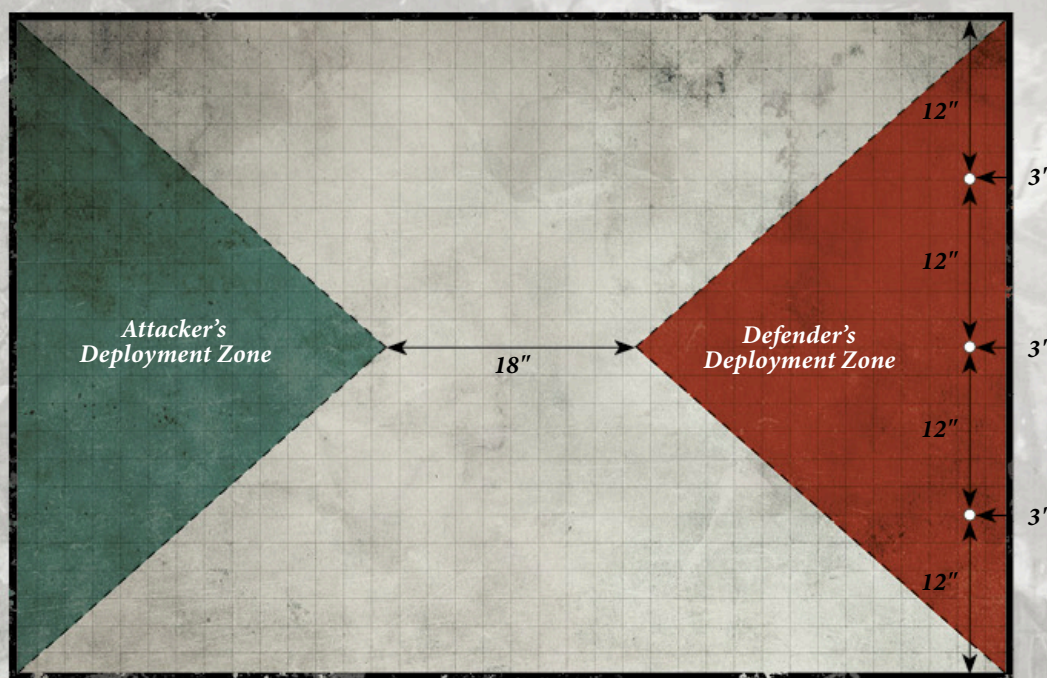
The Defender has the first turn.

## BATTLE LENGTH

The players should use the Random Battle Length rules to determine how long the battle lasts.

## VICTORY CONDITIONS

At the end of the game, if a player controls more objective markers than their opponent, that player is the winner. If no player controls more objective markers than their opponent, the game is a draw.





# SPEARHEAD STRATAGEMS

If your army is Battle-forged, you can use Command Points (CPs) to use the following Stratagems in Spearhead games. Please note that the Adeptus Astartes Spearhead Stratagem can be used if you have any Space Marines, Blood Angels, Dark Angels, Space Wolves, Grey Knights or Deathwatch Detachments in your army. The Heretic Astartes Spearhead Stratagem can be used if you have any Chaos Space Marines, Death Guard or Thousand Sons Detachments in your army.

2CP

## GODHAMMER LASCANNONS

*Adeptus Astartes Spearhead Stratagem*

*The mighty armaments of the Land Raider are rightly feared by its foes for their unbridled destructive potential.*

Use this Stratagem when you select an **ADEPTUS ASTARTES LAND RAIDER** unit from your army to shoot. You can re-roll wound rolls for attacks made using this unit's twin lascannons that target an enemy **VEHICLE** model until the end of that turn.

1CP

## CHORAL GUIDANCE

*Adepta Sororitas Spearhead Stratagem*

*The machine spirits within the weapons systems of Sororitas vehicles are awakened by the sounds of the faithful.*

Use this Stratagem when you pick an **ADEPTA SORORITAS VEHICLE** model to shoot that has at least two other friendly **ADEPTA SORORITAS VEHICLE** units within 6" of it. Re-roll hit rolls of 1 for attacks made by this unit until the end of that phase.

1CP

## PERCUSSIVE BLAST

*Astra Militarum Spearhead Stratagem*

*A battle cannon shell strikes armour like a mighty hammer, leaving ears ringing and crew momentarily stunned.*

Use this Stratagem when an enemy **VEHICLE** model suffers any wounds as a result of an attack made using a battle cannon by a **LEMAN RUSS** model from your army. Halve the Move characteristic of that enemy model until the end of your opponent's next Movement phase.

1CP

## MINED APPROACHES

*Genestealer Cult Spearhead Stratagem*

*Experts in disrupting enemy movements, the cult often seed approaches to their ambush site with hidden explosives.*

Use this Stratagem when an enemy **VEHICLE** model finishes a move within 10" of a **GENESTEALER CULT** unit from your army, or an Ambush Marker. Roll one D6; on a 2+ that enemy vehicle suffers D3 mortal wounds.

1CP

## THE LIONS POUNCE

*Adeptus Custodes Spearhead Stratagem*

*Even the Emperor's praetorians must react with all swiftness to the threat posed by enemy armour.*

Use this Stratagem when you declare a charge with an **ADEPTUS CUSTODES** unit from your army that targets only **VEHICLE** models. Add 2 to the charge roll for that unit.

1CP

## OBLITERATING FIRE

*Imperial Knights Spearhead Stratagem*

*The Nobles of the Knight houses know well that overwhelming firepower can defeat even the strongest armour.*

Use this Stratagem when you select one enemy **VEHICLE** model as the target of all the ranged weapons fired by a **QUESTORIS CLASS** model from your army. Re-roll wound rolls of 1 for attacks made by this Questoris Class model that target the selected enemy vehicle until the end of that phase.



**2CP****COMPOSITE ACCELERATORS***T'au Empire Spearhead Stratagem*

*Utilising experimental linear accelerators, this gunship is able to fire a series of railgun munitions in the blink of an eye.*

Use this Stratagem when you pick a **HAMMERHEAD GUNSHIP** model armed with a railgun to shoot. Until the end of that phase, change the Type characteristic of this weapon's Solid Shot profile to Heavy 3.

**2CP****CRUSHING TREAD***Chaos Knights Spearhead Stratagem*

*The cruel pilots of corrupted knight suits love nothing more than using their vast clawed feet to crush their foes to dust.*

Use this Stratagem when you select a **CHAOS KNIGHTS** model to Fight. You can re-roll the damage roll for attacks made using this model's titanic feet until the end of that phase.

**2CP****CORRUPTING TOUCH***Chaos Daemons Spearhead Stratagem*

*Even the touch of the daemonic has an entropic effect.*

Use this Stratagem when you pick a **CHAOS DAEMONS** unit to attack in the Fight phase. Until the end of that phase, when resolving an attack made by this unit against a **VEHICLE** model, a wound roll of 6+ inflicts 1 mortal wound, in addition to any other damage.

**1CP****BLASTS OF DARK ENERGY***Drukhari Spearhead Stratagem*

*When the dark energy of the Drukhari is focused on a single target, the effects are spectacular.*

Use this Stratagem when a **RAVAGER** model from your army selects one enemy **VEHICLE** model as the target of all of its ranged weapons. Add 1 to wound rolls for attacks made by this **RAVAGER** model until the end of that phase.





2CP

### HAYWIRE STRIKE

#### *Harlequins Spearhead Stratagem*

*A carefully placed blast of haywire energy can disable, or even cripple, an enemy war machine in an instant.*

Use this Stratagem when you pick a **HARLEQUINS** unit armed with haywire cannons to shoot. Until the end of that phase, add 1 to wound rolls for attacks made using haywire cannons by this unit.

1CP

### GUIDED BY ASURYN

#### *Craftworlds Spearhead Stratagem*

*Expert Fire Prism gunners are able to make pin point armour-breaking strikes against even fast moving targets.*

Use this Stratagem in your Shooting phase when you choose a **FIRE PRISM** model to shoot with. Until the end of the phase, when resolving an attack made with a prism cannon's lance profile by that model, you can re-roll the hit roll.

1CP

### CRIPPLING STRIKES

#### *Heretic Astartes Spearhead Stratagem*

*The followers of the dark gods will often cripple an enemy vehicle piece by piece to draw out the kill.*

Use this Stratagem at the end of your Shooting phase. Select one enemy **VEHICLE** model that suffered four or more wounds as a result of attacks made by any **HERETIC ASTARTES VEHICLE** models from your army. Subtract 1 from hit rolls made for that enemy vehicle until the start of your next turn.

1CP

### REACTIVE SHIELDING

#### *Necrons Spearhead Stratagem*

*Should the Necrontyr be familiar with their foes' weaponry, it is possible to minutely tune their quantum shielding to better defend against these attacks.*

Use this Stratagem before rolling the D6 for the Quantum Shielding ability. You can roll one additional D6 and select which result is used for this attack.

2CP

### HUNTER ORGANISMS

#### *Tyranids Spearhead Stratagem*

*Evolved to combat armoured vehicles, these small but vicious creatures enter through vents, or breaks in armour plate, to tear crew members and vehicle systems to shreds.*

Use this Stratagem after deployment is complete, but before the first battle round. Select one enemy **VEHICLE** unit that is on the battlefield and visible to a **SYNAPSE** unit from your army. Roll one D6 at the start of each battle round. On a 6, that **VEHICLE** unit suffers D6 mortal wounds. An enemy unit can only be selected by this Stratagem once.

1CP

### BROADCAST TARGETING DATA

#### *Adeptus Mechanicus Spearhead Stratagem*

*Precise targeting data is paramount in war.*

Use this Stratagem at the start of your Shooting phase. Select one **<FORGE WORLD>** model from your army that has a broad spectrum data-tether. Until the end of the phase, when resolving an attack made by a friendly **<FORGE WORLD>** model whilst its unit is within 6" of the selected model that targets a **VEHICLE** unit, re-roll a hit roll of 1.



After long cycles of running battle, cat-and-mouse hunting and vicious head-to-head conflicts, at long last the tainted Chaos Knights lay their Imperial counterparts low. Celebrating their triumph, the worshippers of the Dark Gods flock around the fallen giants, scrambling atop the rain-slicked wreckage of their hulls and brandishing their foul icons. Meanwhile, the corrupted war-horns of the Chaos Knights ring out in roaring crescendo, the voices of alpha predators raised in exultation at the kill.











# LINKED GAMES

The rules presented on the following pages offer guidance on how to link games of Kill Team, Warhammer 40,000 and Apocalypse, providing players with a multi-battle experience that illustrates the varied scale of different conflicts in the 41st Millennium, and the impact each has on the wider theatre of war.

Linked Games are a series of Kill Team, Warhammer 40,000 and Apocalypse battles in which the outcome of earlier games will influence those that follow. This means the triumphs and failures of your battles will have in-game consequences as you progress; if your forces manage to achieve victory in the early stages, you may find yourself gaining a crucial upper hand. The overall winner isn't determined until the final battle is fought, however, so even if you find yourself on the back foot, there is every chance your forces can snatch a victory from the jaws of defeat.

There are two ways that you can create Linked Games:

**Inspired** – With this method, the organiser(s) will create each round as the story progresses. The events and outcomes of each game will inspire those that follow, creating a dynamic and authentic tale in keeping with the situation the players and their armies find themselves in. After each round, the organiser(s) should consider the consequences of the game played, and where its narrative takes them for the next round.

**Orchestrated** – This method requires the organiser(s) to plan each round ahead of time. This allows the players

to build to a specific culmination of events, and cover any aims they may have. For example, if both players want to play a game of Apocalypse using Titanic units, this can be planned into the Linked Games, organising each round around this key criteria. Similarly, Orchestrated Linked Games allows the organiser(s) to plan things ahead of time so that players can focus solely on gaming when the Linked Games start.

## THE ORGANISER(S)

Before the battles can begin, the players will need to establish who amongst them will be designing the Linked Games. It could be that one player has a vision for where they





**Designer's Note:** This section presents rules for combining your games of Warhammer 40,000 with Apocalypse and Kill Team – game systems that allow you to use your Citadel Miniatures in battles of a different type and size. If you don't have access to these game systems, you can still use the rules presented in this section with some slight adjustments: a larger game of Warhammer 40,000 for Apocalypse and a smaller game of Warhammer 40,000 for Kill Team is recommended.

want the Linked Games to go, and takes on the role of organiser to bring this vision to the tabletop. In this official capacity, it is important that the organiser is impartial and doesn't design the games to unfairly benefit one player or another. Similarly, they should also be receptive to suggestions from other players as to how the Linked Games will function and develop. This will help the other players to feel invested in the games and have a good understanding of what the Linked Games are trying to achieve.

Another method is to have multiple official organisers, who all contribute towards the design of the Linked Games. This system ensures a variety of different ideas are generated, and allows all players to build meaningful narrative that impacts their army.

## STRUCTURE

When planning these games, think about the different stages the players will go through, and what types of games you would like to play. If you were playing the games over a couple of evenings or a weekend, for example, you could cover Kill Team, Warhammer 40,000 and Apocalypse, using these varied systems to forge the story of a long and epic conflict between your armies. If you wanted to play over just one evening, you could start with a prologue of Kill Team followed by a main battle of Warhammer 40,000 or Apocalypse.

You should also consider the pace of your games. You could slowly build to a crescendo of events, or you could start with an epic clash and conclude the games in a smaller scale epilogue. There is no right way or wrong way to set the order and pacing of your games, but it is important to establish a natural point of conclusion.

## NARRATIVE

Think about the story you are trying to tell, and by extension, the missions you would like to play. If you are building to an epic game of Apocalypse, do the initial missions of Kill Team and Warhammer 40,000 represent your forces establishing positions and

probing for weak points? If you are starting with Apocalypse, perhaps the latter missions represent a bitter fight for survival? It might be that a clash of Apocalypse is mounting, but your smaller forces attempt to complete vital objectives that will influence the larger clash about to take place. There is a wealth of inspiration and resources available in Games Workshop publications to determine this. For example, the Linked Games on pages 36-47 draws inspiration from the Imperium Nihilus collection. You can either retell the stories contained within your favourite publications, or use them as inspiration to create your own games with different armies.

Equally, you can come up with a key concept or idea, and work together to build games around it. Here are a few examples:

- One force is converging on another for an apocalyptic battle. The defenders despatch a Kill Team to destroy a bridge that will prevent enemy armoured columns from joining the battle and give the defenders more time to prepare.
- Two small armies rush for a mighty weapon that could turn the tide in the greater battle about to begin.
- A Kill Team infiltrates an enemy fortress to destroy their artillery prior to a larger invasion.
- After a bigger battle, a Kill Team attempts a rescue mission to bring back a captured commander.
- Two armies of outriders and scouts clash ahead of the larger forces arriving later in the day. The victor will gain a positional advantage in the battle ahead.
- At the end of all things, with wrecks and fallen warriors around them, two mighty commanders meet in a bitter, final struggle.



## BATTLE OUTCOMES

Battle Outcomes are rewards or penalties for players, based on the results of their battles, that influence subsequent games. This gives the early games real impact, making sure every battle counts, even if the winner is ultimately decided in the final mission. Battle Outcomes shouldn't be excessive, however. The rewards should be small bonuses, additional options and/or good fortune in certain scenarios. Similarly, the penalties aren't there to cripple your opponent – just to represent the impact on their forces so far and the requirement for them to rethink their strategy and not rely on the status quo. With this in mind, try to avoid Battle Outcomes that will significantly impact a player so as to ensure that the current winner doesn't run away with an early lead.

If you'd prefer, you can reward the player who is not winning the games. This gives them a slight boost to match their opponent and represents tactical realignment, external reinforcement or dogged determination to achieve victory.

When determining Battle Outcomes, consider where the narrative of your linked games is progressing, and build in consequences that reflect this. This will ensure each of your battles has a meaningful impact on the next. For example, if a game of Kill Team is based around rescuing a captured Commander, and a player achieves that victory, having a bonus that relates to that Commander in the subsequent game is an appropriate reward for that player. This could be as simple as the inclusion of the Commander in that game, or perhaps the player could be granted additional Command Points and Command Assets to represent the Commander's expertise.

Here are some examples of Battle Outcomes that you can use in many of your games:

- Choice of mission
- Choice of deployment zones
- Additional Command Points or Command Assets
- Additional units or access to certain types of unit
- Additional Warlord Traits, specialist levels or Relics
- Automatically win Initiative in the first battle round, and/or a battle round of that player's choice
- Automatically win the roll-off to see who goes first
- **Superior Positioning:** The player can set up D3 models or units, or one Detachment (in Kill Team, Warhammer 40,000 or Apocalypse respectively) off the battlefield, then at the end of one of their Movement phases (for Warhammer 40,000 and Kill Team) or in the Set Up Reinforcements step (for Apocalypse), the controlling player can set those units up more than 9" away from any enemy models and wholly within a distance equal to those units' Move characteristic from any battlefield edge.
- **Reinforcements:** Once per battle, at the end of any of the player's Movement phases (in Warhammer 40,000 and Kill Team) or in the Set Up Reinforcements step (in Apocalypse), the player can set up one model, unit or Detachment (in Kill Team, Warhammer 40,000 or Apocalypse respectively) that has been completely destroyed more than 9" away from enemy models, wholly within their deployment zone and wholly within a distance equal to those units' Move characteristic from any battlefield edge.
- Generate a Ruse (found in Warhammer 40,000 Open War or the Apocalypse Mission Generator in the *Apocalypse Core Manual*).
- **Fearless:** Morale tests or Nerve tests taken for units or models in the player's army are automatically passed.
- **Prepared Positions:** The player's units count as being in cover even when they're not in cover. In Kill Team, the player's models count as being obscured even when they're not being obscured. In either case, a unit or model loses this benefit the first time it makes a move of any kind.
- **Momentous Command:** Add 6" to the range of one of the player's units or models' aura abilities.

## EXAMPLE LINKED GAME CAMPAIGNS

On the following pages you will find four example Linked Game campaigns. The first two (pg 40-41) are inspired by the narrative found in the Imperium Nihilus campaign books, and are best played using the specific forces involved in that conflict. The latter campaigns (pg 42-43) take a more general approach to the narrative, depicting the kind of escalating conflicts that occur on planets across the galaxy between varied races and factions. In either case, these should serve to inspire your own campaigns.





A mighty warhost from Craftworld Saim-Hann advances through the haunted ruins of the Imperial city of Vastrapol. Already they have struck at their enemies' defensive assets and assassinated those heroes amongst the foe's ranks whose destinies the Farseers perceived as a threat. Now, with the way to victory prepared, they strike the final blow.



# ASSAULT ON THE SCRAP CITIES

As the fires of war burned across the sentinel world of Vigilus, Imperial forces fortified their positions within the continent-sized bio-sprawl of Mortwald and prepared to launch a counter-attack that would seem them fighting across the Ork scrap cities.

These games tell the story of the Imperial forces fighting against the Orks on Vigilus. With its protective force fields having failed, the hive city of Mortwald was attacked by a vast army of greenskins that had amassed in the wastelands around makeshift scrap cities. There they constructed fearsome Ork war machines. The Imperium shored up their defensive line around the Deinos Trench Network, and, led by the Imperial Knights of Dharrovar, counter-attacked into the heart of the scrap cities.

These battles are best fought between Imperium and Ork armies, but even if you don't have the Factions from this story, feel free to recreate the battle presented with the models from your collection. For example, Mortwald could be a T'au outpost, the Ork scrap cities could be an awakening Necron tomb world, and the wastelands could be a frozen tundra.

## ROUND 1: KILL TEAM CLEARING THE DEINOS

*With Mortwald's force fields down, the Orks of Tanka Spill have begun a headlong assault into the Deinos Trench Network. Small Imperial contingents have been retreating, blunting the assault, then counter-attacking to retake the line section by section. One such kill team prepares the assault to retake lost ground and shore up the defences in preparation for the next Ork wave.*

**Mission:** Sweep and Clear (*Kill Team Core Manual*)

**Killzone:** Wall of Martyrs

**Battle Outcomes:** In the next round, the winner has the first turn (do not roll, and their opponent cannot Seize the Initiative) and, if their army is Battle-forged, gains 2 additional Command Points.

## ROUND 2: WARHAMMER 40,000 CHARGE OF THE DHARROVAR FREEBLADES

*Additional reinforcements have secured the Deinos Trench Network. It is time to let slip the dogs of war. The Freeblade Knights of Dharrovar will lead the Imperial charge, seeking to destroy the smoke-churning factories and half-built Stompas at Tanka Spill. Victory here could cripple the ability of the Orks to deploy heavy armour in the larger war.*

**Mission:** No Mercy (*Warhammer 40,000 rulebook*) or Forlorn Charge (*Imperium Nihilus: Vigilus Defiant*)

**Battlezone:** Wasteland Dust Storm (*Imperium Nihilus: Vigilus Defiant*)

**Battle Outcomes:** In the next round, the winner generates 1 additional Command Asset each turn. When using the Sustained Assault rule, the winner's opponent cannot make any reinforcement rolls for Super-heavy Detachments in their army, and must subtract 1 from dice rolls made to see if a Reinforcement Detachment from their army arrives.

## ROUND 3: APOCALYPSE SCRAP CITY SIEGE

*The charge of the Dharrovar Freeblades, regardless of outcome, has opened up an unprecedented opportunity for the Imperium. Several forces have been despatched to simultaneously support the Imperial Knights now on the brink of destruction and to strike at the Orks in the Green Diamond. Fortified as they are with Ork heavy artillery, the scrap cities will prove incredibly difficult to overcome, but the gains of the Dharrovar charge will not be squandered.*

**Mission:** Meat Grinder (*Apocalypse Core Manual*). The Orks player is the Defender, regardless of army Power Levels.

**War Zone:** Sector Mechanicus (albeit an Ork version!)

**Battle Outcomes:** If a player wins this round, they are the overall winner.



# WAR OF NIGHTMARES

With Vigilus on the very brink, Abaddon and his Heretic Astartes forces ran rampant across the planet. The defenders held out as best they could, but one decisive, symbolic challenge to the enemy could be enough to achieve vital objectives in the final hour.

These games tell the story of the Imperial forces fighting against the forces of Chaos on Vigilus. In the final stages of the campaign, the Heretic Astartes devastated much of the planet. One hive city after another was besieged by forces loyal to the Warmaster, their thirst for violence and vengeance only sated in battle. The Imperial leaders were forced to make difficult choices to maintain a desperate defence. This culminated in Marneus Calgar directly challenging Abaddon the Despoiler. Abaddon would not

refuse the chance to deal such a symbolic blow to the Imperium's morale, but for Calgar, emerging victorious from the duel would buy his allies valuable time.

These battles are best fought between Chaos and Imperium armies, but even if you don't have these Factions, feel free to recreate the battle with models from your collection. For example, Vigilus could be an Aeldari craftworld, with an Avatar of Khaine fighting the Swarmlord in round three.

## ROUND 1: KILL TEAM STRIKE FROM WITHIN

*Abaddon's forces are attacking with such venom and fury that the very walls shake from their onslaught. Nonetheless, key Imperial assets within the hivesprawl are making the invaders pay for every inch of Vigilus' cities they claim. As such, many Chaos kill teams must strike from the inside so as to circumvent the border defences.*

**Mission:** Ambush or Assassinate (Kill Team Core

Manual). The Chaos player is the Attacker.

**Killzone:** Sector Imperialis

**Battle Outcomes:** In the next round, the winner automatically has initiative in the first turn, and generates 2 additional Command Assets in the Orders phase of the first turn.

## ROUND 2: APOCALYPSE THE SIEGE INTENSIFIES

*Chaos forces are besieging the Imperium's strongholds all across Vigilus. Desperate defenders attempt to hold ground against the invaders, but devastating assaults could spell the end. At Mortwald, scrapcode infection has compromised the already unstable Bastion force fields, whilst captured industrial machinery is churning away at the planet's crust, creating earthquakes and tectonic upheaval across the entire front. All out war is at hand.*

**Mission:** Exterminatus (Apocalypse Core Manual)

**War Zone:** Sector Imperialis

**Battle Outcomes:** At the start of the next round, the winning player can select one unit from their army; add 6" to the range of that unit's aura abilities. In addition, if that player's army is Battle-forged, at the start of each of their turns they generate 1 additional Command Point.

## ROUND 3: WARHAMMER 40,000 DEMISE OF A LEGEND

*Vigilus is ablaze, its defence hopeless with near-impossible feats required to achieve victory. Determined to take whatever measures necessary, Marneus Calgar and his inner circle take the fight to Abaddon and his lieutenants in person. Two warlords clash in the upper spires of Saint's Haven as fleets battle overhead. An Imperium victory will allow Marneus' plan to come to fruition, giving his Aeldari allies the time they need. A Chaos victory, however, would deal a mighty blow to the Imperium's morale and Vigilus' damnation ensured.*

**Mission:** Kingslayer with the Orbital Debris Twist (Warhammer 40,000 Open War cards) or Demise of a Legend (Imperium Nihilus: Vigilus Ablaze)

**Battlezone:** Field of Nightmares (Imperium Nihilus: Vigilus Ablaze)

**Battle Outcomes:** If a player wins this round, they are the overall winner.



*'The Emperor did not fashion us to hesitate. Strike now, brothers, and end these heretics once and for all.'*

*- Brother-Sergeant Julianus, the Thasallae Beheading*

# DECISIVE STRIKE

Two forces attempt to scout out the other to find a weak point in their defence. Any weakness is then ruthlessly exploited with an overwhelming assault on all fronts. As the dust settles from the apocalyptic clash, the hunt for the enemy command begins.

## ROUND 1: WARHAMMER 40,000 OUTRIDERS

*The scouts and sentries of both armies clash in an attempt to survey the battlefield and secure the better position. Failure to do so could leave their larger force open to assault on multiple flanks. The outriders must ensure this does not happen.*

**Mission:** Patrol (Warhammer 40,000 rulebook)

**Battle Outcomes:** In the next round, the winner is the Attacker. The Attacker automatically generates the Reinforcements Command Asset in the Generate Command Assets step of the first Orders phase, in addition to any others they generate. The Defender cannot use that Command Asset during that round.

## ROUND 2: APOCALYPSE SURROUNDED

*The attacker has surrounded the enemy and presses their assault on all fronts. The defenders must dig-in and prepare for a brutal fight, for there is very little means of withdrawal and escape.*

**Mission:** Pincer Attack (Apocalypse Core Manual)

**Battle Outcomes:** In the next round, the winner is the Defender. The Defender's Leader can use its Resourceful ability twice at the beginning of each battle round to generate 2 additional Command Points instead of 1.

## ROUND 3: KILL TEAM THE HUNT

*A hard-fought victory has been achieved, but the war is not over. The victor must hunt down the enemy command and end their lives, lest they escape, regroup, and one day return for vengeance.*

**Mission:** Extraction (Kill Team Commanders)

**Battle Outcomes:** If a player wins this round and the last, they achieve a major victory. If a player wins the previous round but not this round, they achieve a minor victory as the enemy Commander has managed to escape.



# TITAN DOWN

**Mighty enemy war machines have reaped a heavy toll in the conflict thus far. Conventional means of assault are no longer possible – the outgunned force must adopt a clandestine strategy, using kill teams and surgical strikes to bring the titans down.**

These linked games are ideally suited for when one player (known as the Titanic player for the purposes of these missions) intends to use one or more TITANIC units from their collection and the other does not. Note that they can be played between players with any Warhammer 40,000

army. For example, it could be a swift-moving Aeldari force striking at Necron war machines, or a mob of Blood Axe Orks attempting to bring down the mighty tanks of the Astra Militarum.

## ROUND 1: KILL TEAM

### GUERRILLA WARFARE

*By disrupting the supply and reinforcement lines of the stronger army, their titans will go unsupported. The outgunned force can then close in on their terms.*

**Mission:** Disrupt Supply Lines (*Kill Team Core Manual*). The Titanic player is the Defender.

**Battle Outcomes:** If the Attacker wins, in the next round the Defender must subtract 1 from their Titanic unit's hit rolls and 2" from their Titanic unit's Move characteristic. If the Defender wins, in the next round their units are always treated as being in or on a terrain feature during the first battle round.

## ROUND 2: WARHAMMER 40,000

### PREDATOR, PREY

*With supply lines under attack, forces have been diverted to deal a critical blow to the guerrillas. The ground trembles under the advance of a mighty war machine; is it a formidable application of power, or has the titan been purposefully drawn out?*

**Mission:** Ambush (*Warhammer 40,000 rulebook*). The Titanic player is the Defender, and should use one (and only one) Titanic unit in this mission.

**Battle Outcomes:** If the Defender wins, in the next round they generate the Dug In Ruse from the Apocalypse mission generator and generate 1 additional Command Asset each turn. If the Attacker wins, in the next round they generate the Ambush Ruse from the Apocalypse mission generator, can use this Ruse on D3 Detachments instead of one, and generate 1 additional Command Asset each turn.

## ROUND 3: APOCALYPSE

### FULLY COMMITTED

*Everything possible has been done to disrupt the titanic units and prevent their commander from efficiently implementing them. All preparations have led to this point – the time to strike the killing blow and win the war.*

**Mission:** Apocalypse mission generator (*Apocalypse Core Manual*) using the Show of Force Objective. The Defender does not generate any Ruses (unless as specified above).

**Battle Outcomes:** If a player wins this round, they are the overall winner.



# PARALLEL BATTLES

**The rules presented on the following pages offer guidance on how to link Kill Team with Warhammer 40,000 or Apocalypse to create one epic conflict, offering players a dynamic experience where the exploits of individual warriors have an immediate, real-time impact on the greater conflict taking place.**

Even amongst the greatest battles of the 41st Millennium, where macro-weapons bring down Titans, cabals of sorcerers summon forth psychic maelstroms, and millions of boots pound the earth, the deeds of the few can turn the tides of war. Parallel Battles represent these very moments, where the crucial victory of a smaller force impacts the events of a larger battle taking place.

Parallel Battles are two Linked Games that are played side by side. They can be played with two players who 'pause' one game in order to complete the other. The consequences of this second game then creates Battle Outcomes for the first, a mid-battle impact that immediately changes the dynamic of the game.

They can instead be played with four or more players split into teams. As two players play one game, the consequences of their actions can impact a game played by two other players, and vice versa. This creates exciting real-time drama for all players as they work to help each other indirectly.

When organising Parallel Battles, think about the scenario taking place and the impact you want a parallel game to have, and establish which of the two battles determines the overall winner. Here are a few examples:

- Two armies clash in a game of Apocalypse, but elsewhere, two kill teams battle for control of a mighty weapon to use on their enemies in the larger game. The larger game of Apocalypse will determine the overall winner, but victory in Kill Team could give one player the advantage they need to achieve victory.

- Two armies fight in a larger game, but elsewhere two smaller forces race to secure a webway portal. The smaller force that achieves victory can then rush to the aid of their allies, appearing on the battlefield at the crucial moment as reinforcements.
- Two armies meet on the streets of a hive city to finish a bitter war fought over many years, but both sides have infiltrated the city's underground tunnels to ambush the foe. The winner will be determined in a game of Warhammer 40,000, but if one of the kill teams completes their objectives, their foes above will be defenceless against the saboteurs and infiltrators assailing them from below.

After establishing a plan for your Parallel Battles, think about the timing and how they will fit around each other. One option is to pause one game in order to complete the Parallel Battle, creating a mid-game impact in your other game. Another option is to play real-time with a group of friends, so that as soon as certain objectives have been achieved, they have an immediate impact on the other game.

Over the following pages we have presented some example Parallel Battles for you to use. Feel free to add your own rules and twists if you wish. These could be in effect for an individual battle, or perhaps both Parallel Battles, or could take effect as a result of the completed Parallel Battle. For example, your forces could be fighting through the white-out of a blizzard, significantly hampering movement and accuracy in both battles. Perhaps the planet itself is falling apart after orbital bombardments from the successful kill team in the Parallel Battle, thus an urgent rush has begun to claim the objective before the strikes end all.



# DEATH FROM ABOVE

Two large forces meet upon the battlefield to settle the war once and for all, but in orbit above them, a smaller battle takes place on a space station that holds vast, city-levelling weaponry. As these mighty armies clash, the outcome of the skirmish above could decide the fate of all.

The players set up a game of Warhammer 40,000. Alternatively, the players set up a game of Apocalypse and remove the Orbital Strike and Laserburn Command Assets – these cannot be used during the game other than by the method specified later.

The players then begin their game and play only the first battle round (in Warhammer 40,000) or turn (in Apocalypse).

Having paused their larger battle, the players set up a separate game of Kill Team, choosing a mission they feel works best for two kill teams fighting over the control room of a weaponised space station. We recommend the Sweep and Clear mission from the *Kill Team Core Manual*, using the Ultra-close Confines rules found in *Kill Team: Rogue Trader* or *Kill Team: Arena*.

Play through the Kill Team mission as specified and determine a winner as per the mission's victory conditions. If the game does not end in a draw, the winner gains control of the space station and can use it to aid their forces battling on the planet below. The players then resume their game of Warhammer 40,000 or Apocalypse.

If the larger game is of Warhammer 40,000, the player in control of the space station can use a Preliminary Bombardment (see page 194 of the *Warhammer 40,000* rulebook) at the start of each battle round as if it were the start of the first battle round. Their opponent's INFANTRY units can go to ground as specified, but cannot take any actions in their subsequent turn.

If the larger game is of Apocalypse, then when the game is resumed the player in control of the space station will generate the Orbital Strike and Laserburn Command Assets in addition to any other Command Assets they can generate. When used, these Command Assets are put to one side, and that player will generate them again in the Generate Command Assets step of the subsequent turn. Only the player who won the game of Kill Team can use these Command Assets during the battle.

The overall winner of this Parallel Battle is determined as per the victory conditions found in the Warhammer 40,000 or Apocalypse mission being played.





# SECURE THE ARTEFACT

**An ancient underground facility has finally been located. Within lies a powerful artefact of untold power. Two forces advance with all haste and attempt to hold off the enemy to capture the prize.**

The players set up a game of Warhammer 40,000 using The Relic mission found in the *Warhammer 40,000* rulebook. Alternatively, they can set up a game using the Warhammer 40,000 Open War cards, using The Prize Objective, or set up a game of Apocalypse using The Prize Objective from the mission generator in the *Apocalypse Core Manual*. Regardless of which system the players choose, a large building or fortification should be placed in the centre of the battlefield. The objective marker is not placed on the battlefield, but set to one side for later use.

The players begin their game of Warhammer 40,000 or Apocalypse. As the objective marker is not currently placed on the battlefield, the players are attempting to secure entry into the underground facility. A player secures entry if they have any **INFANTRY** models from their army within 3" of the building or fortification in the centre of the battlefield at the end of their turn. A player is still considered to have secured entry even if those **INFANTRY** models are later destroyed or are more than 3" away from the building or fortification.

If both players secure entry by the end of the third battle round (in Warhammer 40,000) or third turn (in Apocalypse), pause the game at the end of the battle round (in Warhammer 40,000) or turn (in Apocalypse) in which the final player secured entry. If one player secures entry by the end of the third battle round (in Warhammer 40,000) or third turn (in Apocalypse) and the other does not, that player gains control of the relic/prize as their kill team has managed to secure the objective uncontested. Do not pause the game of Warhammer 40,000 or Apocalypse in this instance.

When the game of Warhammer 40,000 or Apocalypse is paused, the players set up a separate game of Kill Team. Choose a mission you feel works best for two kill teams attempting to secure an artefact in an underground facility. We recommend the Recover Intelligence mission found in the *Kill Team Core Manual*.

Play through the Kill Team mission as specified, including determining the winner, but with the following exceptions:

- Do not resolve the Scouting phase. The kill teams have had little time to prepare for the skirmish ahead.
- If one player secured entry in a battle round (in Warhammer 40,000) or turn (in Apocalypse) before the other, that player can determine (where appropriate) which player will be the Attacker and which the Defender, or who has the greatest strategic advantage. That player also automatically has the initiative in the first battle round.

The winner gains control of the relic/prize, unless the players draw (see below). The players then resume their game of Warhammer 40,000 or Apocalypse.

If a player has gained control of the relic/prize, then at the start of the first battle round (in Warhammer 40,000) or turn (in Apocalypse) in which they resumed their game, that player selects one unit from their army within 6" of the building or fortification to carry the objective marker (in Apocalypse), or one **INFANTRY** model from that unit to carry the objective marker (in Warhammer 40,000). If that player has no such units within 6" of the building or fortification, that player places the objective marker within 6" of the building or fortification instead. If the game of Kill Team was a draw, place the objective marker in the centre of the battlefield. Assume that the last surviving member of one of the kill teams managed to carry the relic/prize that far before succumbing to their wounds.

The game of Warhammer 40,000 or Apocalypse is then continued as normal. The overall winner of the Parallel Battle is determined as per the victory conditions found in the Warhammer 40,000 or Apocalypse mission being played.



*'Munitorum don't tell us what this thing is, say we need t'know. Throne's own truth I agree with 'em. You can feel it in the air, can't you? Whatever it is, its powerful an' unnatural both, and no good ever came o' us grunts messin' with the like o' that. You just keep your lasgun singin' and a prayer to the Emperor on your lips, and let the high an' mighties worry 'emselves with the rest.'*

*- Guardsman Stephyn Jaxx, Mordant 12th 'Scarifiers'*



# SABOTEURS

**Two forces in a protracted conflict struggle to break the deadlock. Should one force venture out of its fortified trench line, the other would gun them down callously in no man's land. Yet for many months both sides have tunnelled deep underground to find an advantage. Should one team of saboteurs prove victorious, the enemy's plans will collapse underneath them.**

The players set up a game of Warhammer 40,000 or Apocalypse, choosing a mission they feel works best for two fortified armies fighting a protracted battle. We recommend Big Guns Never Tire or Meat Grinder from the *Warhammer 40,000* rulebook, or Apocalyptic Assault from the *Apocalypse Core Manual*.

The players begin their game and play only the first battle round (in Warhammer 40,000) or turn (in Apocalypse).

Having paused their larger battle, the players set up a separate game of Kill Team, using a killzone that uses the Ultra-close Confines rules as found in *Kill Team: Rogue Trader* or *Kill Team: Arena*. The players should choose a mission they feel works best for two kill teams fighting for territorial dominance underground. We recommend the Claim the Catacombs mission from *Kill Team: Arena*.

Play through the Kill Team mission as specified and determine a winner as per the mission's victory conditions. If the game does not end in a draw, the winner is in control of the tunnels and can now sabotage enemy forces on the battlefield above. The players then resume their game of Warhammer 40,000 or Apocalypse.

If the larger game is of Warhammer 40,000, the player in control of the tunnels can sabotage the enemy at the start of the second battle round. Select one point on the battlefield and place a suitable marker on that point. For each unit within 6" of the centre of that marker, roll one D6; that unit suffers a number of mortal wounds equal to the result. Whilst a unit that cannot FLY is within 6" of that marker, halve that unit's Move characteristic, subtract 3 (to a minimum of 1) from Advance rolls made for that unit and subtract 2 (to a minimum of 2) from charge rolls made for that unit.

If the larger game is of Apocalypse, the player in control of the tunnels can sabotage the enemy at the start of the second turn. Select one point on the battlefield and place a suitable marker on that point. Place one blast marker next to each unit within 9" of the centre of that marker. Whilst a unit that cannot FLY is within 9" of that marker, halve that unit's Move characteristic.

The overall winner of the Parallel Battle is determined as per the victory conditions found in the Warhammer 40,000 or Apocalypse mission being played.





# CHALLENGE MISSIONS



Whilst many of the games of Warhammer 40,000 you play will take place between roughly even forces, it is a rare battle indeed that is ever that balanced. Often one force is hopelessly outclassed but can still achieve a victory of sorts, even if they are subsequently annihilated.

In a vast, uncaring galaxy there are countless stories of hopeless situations. Astra Militarum regiments are left behind when a war zone is given up as lost; Aeldari sacrifice all to enact the slightest divergence of fate; a lowly band of cultists faces extermination by the might of the Emperor's Astartes. Although the overall war they are fighting might be lost, these doomed fighters can enact a measure of vengeance against their foe, denying them their final victory even for a few more precious hours.

## WHAT IS A NARRATIVE CHALLENGE MISSION?

These missions are designed to provide a different experience to the missions usually presented in Warhammer 40,000 publications. Narrative Challenge missions allow you to fight out those hopeless situations all too often presented to commanders of the various forces at war within the galaxy in the 41st Millennium. One player will take command of a disadvantaged force, whose margin of success is measured in how long they can survive, or how many of the foe they can destroy before they themselves

are slain. Instead of using the normal victory conditions familiar to players of Warhammer 40,000, the player fighting from a position of disadvantage will instead receive a rating from one to five stars, based on how well they perform. Their opponent has a challenge of their own in attempting to ensure the disadvantaged player scores a low challenge rating. To get the most from these missions, players should switch roles after the first battle and refight the mission, with the new disadvantaged player trying to get a better challenge rating than their opponent.





## CREATING YOUR OWN NARRATIVE CHALLENGE MISSIONS

We have presented three missions for you to try here, but this type of mission lends itself to any kind of hopeless situation you can imagine or may have encountered in the worlds of fiction or non-fiction. These can range from a small force attempting to capture a well-defended bridge and plant explosives, to an outnumbered force fighting its way out of an ambush. We have listed a selection of ideas for your own Narrative Challenge missions overleaf.

When creating your own mission it is best to try and tell a story. Firstly, one force should have a disadvantage of some kind. This may be a smaller army than their opponent's (which

is often the simplest solution). It can also be something more unusual, like a limitation on certain units such as **VEHICLES**, **CHARACTERS** or units that can **FLY**. The reason for this disadvantage should be driven by the story you are trying to tell.

Another important part of creating these missions is deciding what the disadvantaged force is trying to achieve. Are they trying to fight their way through the enemy forces to slay the foe's Warlord, or are they instead attempting to break through as many of their units as possible past an enemy blockade and move them off the opposite table edge. Is this a last stand, where simply having a surviving miniature on the battlefield is a victory in itself, or are you trying to hold a vast swathe of the battlefield against constant waves of enemy attacks?

Next up is deciding how you want your various armies to deploy. Warhammer 40,000 has plenty of deployment maps across its various publications for you to take inspiration from. You should ensure that your disadvantaged force does not have a deployment zone that will make it easy to accomplish its goal, but likewise shouldn't be too overly hampered by where it must be set up. You should also consider whether your story allows for units to be set up in teleportariums or underground, or one of the myriad other locations that units can begin the battle deployed in other than on the battlefield. If one force is trying to move units from one end of the battlefield to the other, this is a lot easier if they can all be teleported to that location in the first turn!

Perhaps the most challenging part of creating your own mission is deciding how to rate the disadvantaged force's performance. The Narrative Challenge missions we have presented score the player between one and five stars based on how well they do. This then gives their opponent a rating to beat if you subsequently reverse the roles and play through the challenge a second time. This can be difficult to get right,

but should ensure that the scorer has a reasonable chance to score five stars if they play well, scale down from there. If in doubt, the missions described in this section will give you some ideas for conditions and margins of victory and how they should be scored.

The last thing to remember is that these missions should be fun. If your opponent regularly plays T'au Empire, then creating a mission where they must destroy enemy units in the Fight phase will likely not be very satisfactory, as this simply adds another level of disadvantage to an already disadvantaged force. If instead you create a Narrative Challenge mission in which a T'au Empire force of **BATTLESUIT** units must stoically hold the line against an onrushing and constantly reinforced horde-type army (such as Tyranids or Orks), this will provide a more satisfying and exciting game with plenty of stories of heroism on both sides!

---

*'Victory is measured  
not in the glory you win  
or the defeat of the foe,  
but in how high you pile  
the bodies...'*

---

- World Eaters proverb





# NARRATIVE CHALLENGE

## MISSION PLOT HOOKS AND IDEAS

Below are just a small number of exciting narratives you can use for inspiration to create your own missions:

- On a world newly rediscovered by the Imperium, an Asuryani force must protect their psykers whilst they deactivate a number of vital webway gates that lead to the heart of their craftworld.
- A rogue machine spirit, corrupted by virulent scrapcode, has infected an Imperial Knight and is rampaging through the Imperial encampment, destroying vital supply depots. The small Adeptus Mechanicus garrison force must bring it down before too many of the precious supplies are lost.
- A small Catachan force must fight their way through a dense jungle teeming with swarms of Tyranid gaunts, bringing vital intelligence back to their headquarters that could destroy the opposing hive fleet in one fell swoop.
- A strike force of Adeptus Astartes Terminators has teleported aboard the enemy flagship. They must fight their way to the vessel's vital systems and disable them before their small strike cruiser is overwhelmed by the larger ship's guns.
- A convent of Adepta Sororitas finds itself on top of an awakening Necron tomb complex. The sisters know they will not survive, but must protect their Astropaths whilst they send as much information as possible to warn the wider Imperium of the threat.
- A Genestealer Cult has been unearthed by the Inquisition, and a force of the Deathwatch has been dispatched to seek them out and destroy them. Whilst the greater cult is doomed, if even a single Genestealer can escape the carnage, the cult can be reborn in a new location far from prying eyes.
- A mighty Imperial fortress has fallen to the forces of Chaos. Before they are finally overwhelmed, the last defenders must ensure that several priceless relics are locked away in impenetrable stasis vaults to be recovered if the Imperium recaptures this great bastion.
- A Drukhari raiding force was detected just before it could spring its perfect ambush. Although their prey are now fleeing, if they can defeat enough of them in melee combat and capture them, perhaps the raid won't be a total disaster. Who knows, some of the commanders of the botched raid might even be permitted to live...









# CHALLENGE MISSION

## LAST STAND

Your forces have been left behind after an evacuation, deserted by your commanders and left to be destroyed by the overwhelming enemy forces. Destruction is assured, but if you can hold out long enough you can ensure every surviving foe will remember your bravery and defiance until their deathbed.

*'We're the only thing standing between these filthy xenos and the evacuees. You all know what has to be done, so let us go to the Emperor with our heads held high.'*

*- Commissar Stanisvorst*

### THE ARMIES

Each player must first muster an army from the miniatures in their collection. If a player's army is Battle-forged, they will also be able to use the appropriate Stratagems included with this mission. Once the armies have been chosen, the players must then decide who will be the Attacker and who will be the Defender. If the Power Levels of the two armies are different, then the player whose army has the higher Power Level should be the Attacker and their opponent should be the Defender. Otherwise the players can roll off to decide.

### THE BATTLEFIELD

Create a battlefield using the deployment map below and then set up terrain. The Defender's deployment zone should include plenty of cover to represent the small force taking up final defensive positions.

### DEPLOYMENT

After terrain has been set up, the Defender sets up their army wholly within their deployment zone. Units in the Defender's army must be set up on the battlefield, and cannot be set up in any other locations (high orbit, teleportarium chamber etc.). The Attacker then sets up their army, wholly within the Attacker's deployment zone.

### FIRST TURN

The Defender has the first turn.

### OVERWHELMING ODDS

At the end of each of the Attacker's Movement phases, they can select up to D3 units from their army that have been destroyed and return them to the battlefield. Returning units from the Attacker's army are set up wholly within 8" of the Attacker's battlefield edge, as shown on the map below.





Such units are treated as a new unit in all regards, and so will not be under the effects of any Stratagems or other abilities that applied to the unit when it was destroyed. If the Attacker's Warlord is returned to the battlefield in this way, it will no longer be a Warlord.

BATTLE LENGTH

The battle lasts until the Defender has no units remaining on the battlefield.

CHALLENGE CONDITIONS

The Defender receives a challenge rating based on the battle round in which their army was wiped out.

DEFENDER'S ARMY WIPED OUT	DEFENDER'S CHALLENGE RATING
Battle Round 1-3	★
Battle Round 4	★★
Battle Round 5	★★★
Battle Round 6	★★★★
Battle Round 7+	★★★★★

STRATAGEMS

In this mission, the players can use Command Points (CPs) to use the following bonus Stratagems:

2CP

NOWHERE TO HIDE

Attacker Stratagem

Even the greatest fortifications can be circumvented by a canny commander.

Use this Stratagem at the start of your Shooting phase. Select one unit from the Defender's army. Until the end of the phase, that unit cannot receive the benefit of cover to its saving throw.

1/4CP

SATURATION BOMBARDMENT

Attacker Stratagem

The attacking forces rain fury upon the exposed remnants of their foe.

Use this Stratagem at the start of the first battle round. You can select one enemy unit that is not claiming the benefit of cover for 1 CP or every enemy unit that is not claiming the benefit of cover for 4 CP. Roll one D6 for each unit selected; on a 4+ that unit suffers D3 mortal wounds.

2CP

VASTLY OUTNUMBERED

Attacker Stratagem

The attacking commander brings the full force of his armies to bear.

Use this Stratagem at the end of your Movement phase. Select up to D6 units to return to the battlefield this turn instead of up to D3 as part of the Overwhelming Odds mission rule.

1CP

GO TO GROUND

Defender Stratagem

Sometimes the only answer is to bury your head in the dirt and hope for the best.

Use this Stratagem in your opponent's Shooting phase, when an INFANTRY unit from your army is selected as the target of an attack. Until the end of that phase, when resolving an attack against that unit, subtract 1 from the hit roll.

3CP

DEFIANT TO THE END

Defender Stratagem

Some find true bravery when there is nowhere left to run.

Use this Stratagem at the start of the Morale phase. Until the end of that phase, when a Morale test is taken for a unit in the Defender's army, do not roll the dice; it is automatically passed.

2CP

DELAYING TACTICS

Defender Stratagem

Vox jammers can disrupt enemy reinforcements, buying precious time.

Use this Stratagem in your opponent's Movement phase, after they have rolled a D3 or D6 to determine how many units can be returned to the battlefield as part of the Overwhelming Odds mission rule. Your opponent must re-roll the result (this Stratagem can allow a dice that has already been re-rolled to be re-rolled again).



# CHALLENGE MISSION

## HEADHUNTERS

The enemy is trying to eliminate your leaders, crippling your command structure and plunging your army into chaos. Strike back against them and show your true martial prowess, or be destroyed! If you can kill their leaders, victory will surely be an inevitability.

### THE ARMIES

Each player must first muster an army from the miniatures in their collection. Both players must include at least 1 unit with the **CHARACTER** keyword for every 3 units in their army that do not have the **CHARACTER** keyword. If a player's army is Battle-forged, they will also be able to use the appropriate Stratagems included with this mission. Once the armies have been chosen, the players must then decide who will be the Attacker and who will be the Defender. If the Power Levels of the two armies are different, then the player whose army has the higher Power Level should be the Attacker and their opponent should be the Defender. Otherwise the players can roll off to decide.

### THE BATTLEFIELD

Create a battlefield using the deployment map below and then set up terrain. The battlefield should include plenty of terrain features, but there should not be too many areas where it is easy to hide a single miniature.

### DEPLOYMENT

After terrain has been set up, the Defender sets up their army wholly within their deployment zone. Units in the Defender's army must be set up on the battlefield, and cannot be set up in any other locations (high orbit, teleportarium chamber etc.). The Attacker then sets up their army, wholly within the Attacker's deployment zone.

### FIRST TURN

The Attacker has the first turn.

*'The greatest danger of unthinking obedience is that one's warriors become used to having others do their thinking for them. This, we can exploit.'*

*- Master Shai,  
Officio Assassinorum*





## HEADHUNTING

When resolving an attack made with a melee weapon by a **CHARACTER** model in the Attacker's army against an enemy **CHARACTER** unit, add 1 to the hit roll.

## BATTLE LENGTH

The game ends at the end of battle round 5.

## CHALLENGE CONDITIONS

The Defender receives a challenge rating based on how many of the Attacker's **CHARACTER** units were destroyed. Each player scores 1 kill point for each enemy **CHARACTER** unit that has been destroyed at the end of the battle. If a **CHARACTER** unit was destroyed in the Fight phase, that unit is worth 2 kill points instead. The

enemy Warlord is also worth 1 additional kill point. At the end of the battle, compare each player's kill points total.

DEFENDER'S KILL POINTS TOTAL IS:	DEFENDER'S CHALLENGE RATING
More than double the Attacker's total	★★★★★
Higher than the Attacker's total by at least 2	★★★★
One kill point higher than the Attacker's total	★★★
Equal to the Attacker's total	★★
Lower than the Attacker's total	★

## STRATAGEMS

In this mission, the players can use Command Points (CPs) to use the following bonus Stratagems:

1CP

### BITTER ENMITY

*Attacker Stratagem*

*One of the enemy commanders is an ancient foe and must be slain at all costs.*

Use this Stratagem before the battle. Select one **CHARACTER** model from your army and one **CHARACTER** model from your opponent's army. Until the end of the battle, when resolving an attack made by the selected **CHARACTER** model from your army against the unit of the selected **CHARACTER** model from your opponent's army, re-roll a hit roll of 1 and re-roll a wound roll of 1.

2CP

### NOT DEAD YET

*Attacker Stratagem*

*Summoning great reserves of strength, this commander climbs back to their feet.*

Use this Stratagem in any phase, when a **CHARACTER** model from your army is destroyed but before removing them from play. That **CHARACTER** model regains up to D3 lost wounds.

1CP

### KILLING BLOW

*Attacker Stratagem*

*Striking with all their fury, this warrior cleaves deeply into their hated foe.*

Use this Stratagem at the start of the Fight phase. Select one melee weapon that a **CHARACTER** model from your army that is within 1" of an enemy **CHARACTER** model is equipped with. Until the end of the phase, add 1 to the Damage characteristic of that weapon.

2CP

### DEADEYE SHOT

*Defender Stratagem*

*In a moment of relative calm, this warrior spots a high-ranking foe approaching.*

Use this Stratagem in your Shooting phase, when you choose a **CHARACTER** unit from your army to shoot with. Until the end of the phase, attacks made by this character can target a **CHARACTER** unit even if it is not the closest enemy unit.

1CP

### MAKE WAY!

*Defender Stratagem*

*Pushing through the melee, this warrior strives to get to grips with their nemesis.*

Use this Stratagem in the Fight phase, when you pick a **CHARACTER** unit from your army to fight with. Until the end of the phase, when that unit piles in, it can move across other models as if they were not there, but must end this pile-in move closer to an enemy **CHARACTER** unit.

2CP

### DECoy

*Defender Stratagem*

*Many commanders keep body-doubles nearby to confuse the foe.*

Use this Stratagem in any phase, when a **CHARACTER** model from your army is destroyed but before removing them from play. You can set up that model anywhere in your opponent's deployment zone and more than 9" from any enemy models, with all lost wounds regained.



# CHALLENGE MISSION

## DOMINATION

The enemy is attempting to herd your forces into a carefully constructed killzone. If you cannot break out and re-establish dominance over this area your forces will be surrounded and destroyed!

### THE ARMIES

Each player must first muster an army from the miniatures in their collection. If a player's army is Battle-forged, they will also be able to use the appropriate Stratagems included with this mission. Once the armies have been chosen, the players must then decide who will be the Attacker and who will be the Defender. If the Power Levels of the two armies are different, then the player whose army has the higher Power Level should be the Attacker and their opponent should be the Defender. Otherwise the players can roll off to decide.

### THE BATTLEFIELD

Create a battlefield using the deployment map below and then set up terrain. Each table quarter should contain at least one large terrain feature that is not impassible.

### DEPLOYMENT

After terrain has been set up, the Defender sets up their army wholly within their deployment zone. Units in the Defender's army must be set up on the battlefield, and cannot be set up in any other locations (high orbit, teleportarium chamber etc.). The Attacker's army is not set up on the battlefield. Units in the Attacker's army that are normally able to set up in locations other than the battlefield (high orbit, teleportarium chamber etc.) can do so as normal.

### FIRST TURN

The Attacker has the first turn.

### ATTACKING FROM EVERY ANGLE

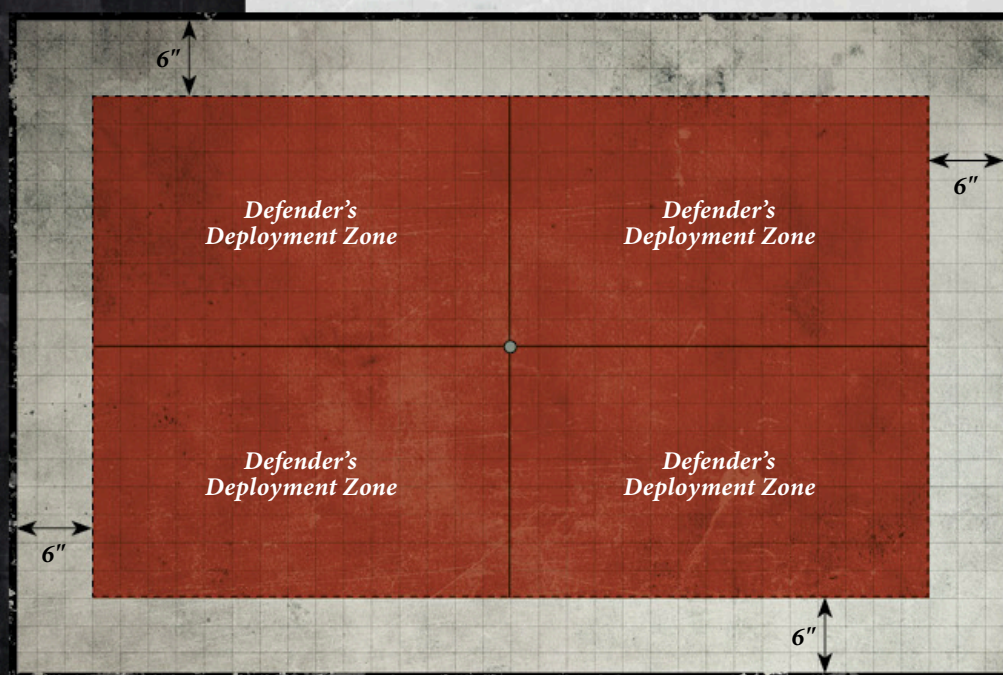
At the start of each of the Attacker's Movement phases, they can roll one D6 for each unit in their army that has not been destroyed and add the current battle round number. On a 3+ that unit arrives on the battlefield. If it has been set up in

---

*'Never fight the enemy on their terms. If they wish to attack, strike first. If they wish to hide behind walls, force them to sally forth. Thus do you always have the initiative.'*

---

- T'au mantra





a specific location (high orbit, teleportarium chamber etc.) it can set up using that ability as normal. Otherwise, this unit can be set up with every model within 3" of any battlefield edge. Any units set up within 1" of a unit from the Defender's army are treated as having charged in the subsequent Fight phase.

### BATTLE LENGTH

The game ends at the end of battle round 5.

### CHALLENGE CONDITIONS

The Defender receives a challenge rating based on how many victory points they score. The Defender scores 1

victory point for each table quarter that has a unit from their army wholly within it at the end of the battle. The Defender scores 1 additional victory point if their Warlord is on the battlefield at the end of the battle.

DEFENDER'S VICTORY POINTS	DEFENDER'S CHALLENGE RATING
5	★★★★★
4	★★★★
3	★★★
2	★★
1 or fewer	★

## STRATAGEMS

In this mission, the players can use Command Points (CPs) to use the following bonus Stratagems:

1CP

AMBUSH

Attacker Stratagem

Your forces strike down their unsuspecting foes without warning.

Use this Stratagem in your Movement phase, when you set up a unit arriving as reinforcements within 1" of an enemy unit. Roll one D6 for each model in that enemy unit. For each result of 6, that unit suffers 1 mortal wound.

1CP

RIGHT ON TIME

Attacker Stratagem

Exact application of reinforcements is the key to victory.

Use this Stratagem before rolling the dice to see if a unit from your army arrives on the battlefield this turn as part of the Attacking from Every Angle mission rule. That unit automatically arrives on the battlefield. No roll is required.

1CP

CLEAR THIS SECTOR

Attacker Stratagem

Each area must be methodically cleared.

Use this Stratagem in your Shooting phase when you choose a unit to shoot with, or in your opponent's Charge phase when a unit from your army fires Overwatch. Until the end of the phase, when resolving an attack made by a model in that unit, if that unit is wholly within one table quarter and the target of that attack is a unit wholly within the same table quarter, re-roll a hit roll of 1.

1CP

GET MOVING!

Defender Stratagem

To hesitate is to invite the enemy to your positions. Take the fight to them!

Use this Stratagem before a unit from your army Advances. When this unit Advances, add 6" to its Move characteristic until the end of the Movement phase instead of making an Advance roll.

2CP

COMMS SCRAMBLER

Defender Stratagem

Disrupting the enemy forces can buy precious seconds to capture vital ground.

Use this Stratagem at the end of your opponent's Movement phase, before they set up any units from their army on the battlefield that turn. Select one unit from your army that is on the battlefield. Enemy units cannot be set up within 9" of that unit this turn.

1CP

SWEEP AND CLEAR

Defender Stratagem

Take back that sector at all costs!

Use this Stratagem at the start of your Charge phase. Select one unit from your army that is wholly within one table quarter. Until the end of the phase, when you charge with that unit against an enemy unit wholly within a different table quarter to that unit, you can re-roll the charge roll.



# MATCHED PLAY

'Few times in war is one side's strength in total excess of the other. Few times can a commander guarantee swift victory or crushing defeat. War is a test. A challenge of mettle, skill and generalship. To glory the victor, death to the defeated.'

- *Tactica Imperium*









# NEW BATTLEFRONTS

Pitting two Battle-forged armies against one another, matched play missions are as level a playing field as you can get in your Warhammer 40,000 games. Victory will go to the commander who has fortune, strategy and cunning on their side, and each new mission you play is an opportunity to master all three.

The matched play missions available in the *Warhammer 40,000* rulebook give players a wide range of strategic challenges, from the tightly controlled scenarios of Eternal War, to the rapidly shifting battlefield challenges of Maelstrom of War. Every warlord worth their name relishes new strategic challenges, however. Tried and tested tactics must be revised, or whole new routes to victory found. Units that seemed, at first glance, to lack the utility you desired suddenly come into their own as their abilities on the tabletop are proved invaluable. On the following pages you will find just such a range of exciting new opportunities to crush your foes.

## PLAYING MISSIONS

This section includes twelve matched play missions. The first six are new and updated Eternal War missions. Here you will find some of your favourite missions from previous editions of *Chapter Approved*, refined and updated ready for this season, but also new missions for players to tackle. The final six are Maelstrom of War missions using a brand new mechanic known as Schemes of War that allows you to customise your deck of tactical objective cards, but also to manipulate and scheme with your objectives to gain the upper hand. You can agree with your opponent which set of matched play missions to use, or you can roll off, and whoever rolls highest can choose which set to use, be it one from this book or the *Warhammer 40,000* rulebook.

Having decided the set you wish to use, you can either select one of its six missions, or roll a D6 to randomly select one using the appropriate table. The table for the matched play missions in this book is below.

	ETERNAL WAR	MAELSTROM OF WAR
D6	MISSION	MISSION
1	Crusade (pg 62)	Covert Manoeuvres (pg 72)
2	Scorched Earth (pg 63)	Ambitious Surge (pg 73)
3	Ascension (pg 64)	Critical Objective (pg 74)
4	Front-line Warfare (pg 65)	Disruptive Tactics (pg 75)
5	The Four Pillars (pg 66)	Territorial Control (pg 76)
6	Lockdown (pg 67)	Confined Command (pg 77)

## MATCHED PLAY MISSION RULES

The following rules apply to all matched play games:

### Battle Brothers

All of the units in each Detachment in your Battle-forged army must have at least one Faction keyword in common. In addition, this keyword cannot be CHAOS, IMPERIUM, AELDARI, YNNARI or TYRANIDS, unless the Detachment in question is a Fortification Network. This has no effect on your army Faction.

### Boots on the Ground

When determining which player controls an objective marker, exclude all units that have the Flyer Battlefield Role – these units can never control objective markers.

### Limits of Command

You cannot use the Command Re-roll Stratagem to affect Mission dice rolls. Mission dice rolls include any dice rolls that are made before the battle begins (such as those that determine who chooses deployment zones or who gets the first turn), those that must be made at the end of a battle round (such as rolls that determine if the battle ends) or any rolls that determine how many victory points are awarded to a player.

### Prepared Positions

The player who has the second turn in the first battle round has access to the following Stratagem:

2CP

### PREPARED POSITIONS

Use this Stratagem at the start of the first battle round, before the first turn begins. Until the end of the first turn, all units from your army – other than TITANIC units, AIRCRAFT units and units with the Fortification or Flyer Battlefield Roles – that are wholly within your deployment zone receive the benefit of cover, even while they are not entirely on or in a terrain feature. A unit that is already receiving the benefit of cover gains no additional benefit from this Stratagem.

### Psychic Focus

With the exception of *Smite*, each psychic power can be attempted only once per turn, rather than once per psyker per turn. In addition, unless the psyker attempting to manifest *Smite* has either the Brotherhood of Psykers (see *Codex: Grey Knights*) or the Brotherhood of Sorcerers



ability (see *Codex: Thousand Sons*), you must add 1 to the warp charge value of *Smite* for each attempt (whether successful or not) that has been made to manifest *Smite* during that Psychic phase, to a maximum warp charge value of 11.

For example, if an **ORK** psyker attempts to manifest *Smite* during a Psychic phase in which two other psykers have already attempted to manifest *Smite*, then the warp charge value of *Smite* is 7 for that attempt (note that if the psyker's psychic test is more than 10, it still inflicts D6 mortal wounds instead of D3 as normal).

### Strategic Discipline

The same Stratagem cannot be used by the same player more than once during any single phase. This does not affect Stratagems that are not used during a phase, such as those used 'before the battle' or 'at the end of a battle round'.

### Tactical Reserves

Instead of being set up on the battlefield during deployment, many units have the ability to be set up on teleportariums, in high orbit, in ambush, etc., in order to arrive on the battlefield mid-game as reinforcements. When setting up your army during deployment for a matched play game, at least half the total number of units in your army must be set up on the battlefield, and the combined points value of all the units you set up on the battlefield during deployment (including those that are embarked aboard **TRANSPORTS** that are set up on the battlefield) must be at least half of your army's total points value, even if every unit in your army has an ability that would allow them to be set up elsewhere.

Furthermore, in matched play games, units that are not placed on the battlefield during deployment in order to arrive on the battle mid-game as reinforcements cannot arrive on the battlefield during the first battle round.

Finally, any unit that has not arrived on the battlefield by the end of the third battle round in a matched play game counts as having been destroyed.

### Tactical Restraint

There are several Warlord Traits, Relics, psychic powers and abilities that give you a chance to gain or refund Command Points. Each player can only gain or have refunded a total of 1 Command Point per battle round as the result of such rules, regardless of the source, and Command Points that are spent on Stratagems that are not used during a battle round, such as those that are used 'before the battle', can never be refunded.

The limit of gaining or refunding 1 Command Point per battle round does not apply to the Moment Shackle or the Seven-fold Chant abilities, or to the Player of the Twilight Warlord Trait – in these cases, the ability/Warlord Trait can refund or gain the player more than 1 Command Point if the Stratagem used cost 2 or more

Command Points to use, but once any Command Points have been gained as a result of the rule, neither it, nor any similar rule, can be used to gain any more Command Points until the next battle round. Also note that this does not apply to Command Points that are gained or refunded as specifically instructed on Stratagems (e.g. Feeder Tendrils and Agents of Vect).

### Targeting Characters

An enemy **CHARACTER** with a Wounds characteristic of less than 10 can only be chosen as a target in the Shooting phase if it is both visible to the firing model and it is the closest enemy unit to the firing model. Ignore other enemy **CHARACTERS** with a Wounds characteristics of less than 10 when determining if the target is the closest enemy unit to the firing model.

This means that if any other enemy units (excluding other **CHARACTERS** with a Wounds characteristic of less than 10) are closer, whether they are visible or not, then the enemy **CHARACTER** cannot be targeted.

### Understrength Support

Understrength units can only be included in Auxiliary Support Detachments.





# ETERNAL WAR CRUSADE

Resolute and unwavering, two forces continue their relentless crusade upon these lands. With the enemy on the horizon, it soon becomes clear that neither will cede ground without a fight. The battlefield will be secured, even if the price must be paid in blood.

Crusade is a brand new mission incorporating elements of several that have come before it. Although initially this mission may appear to have simple victory conditions, players will quickly find that holding an objective marker until the start of their next turn is no easy task, and so any that you wish to score victory points from will have to be well defended from the enemy onslaught that will surely come.

## THE ARMIES

Each player selects a Battle-forged army to an agreed points limit.

## THE BATTLEFIELD

Create the battlefield and set up terrain.

The players then roll off and, starting with the winner, alternate placing objective markers until six have been set up. Each objective marker must be set up anywhere on the battlefield more than 12" from any other objective marker and more than 6" from the edge of the battlefield.

## DEPLOYMENT

The players roll off and the winner decides who will be the Attacker and who will be the Defender. The Defender determines which of the standard deployment maps is used in the battle (see the *Warhammer 40,000* rulebook) and selects one of the deployment zones for their army. The Attacker uses the other deployment zone.

The Attacker deploys their entire army first. The Defender then deploys their entire army. A player's models must be set up wholly within their deployment zone.

## FIRST TURN

The Attacker decides who takes the first turn. If they decide to take the first turn, the Defender can roll one D6: on a 6, they seize the initiative, and they get the first turn instead.

## ACCEPTABLE CASUALTIES

The matched play rules for Sudden Death are not in use in this mission.

## BATTLE LENGTH

At the end of battle round 5, the player who had the first turn rolls a D6. On a 3+ the game continues, otherwise the game is over. At the end of battle round 6, the player who had the second turn rolls a D6. This time the game continues on a 4+, otherwise the game is over. The battle automatically ends at the end of battle round 7.

## VICTORY CONDITIONS

At the end of the game, the player with the most victory points is the winner. If both players have the same, the game is a draw. Victory points are scored for the following:

**Seize and Control:** Starting from the second battle round, each player scores 1 victory point for each objective marker they control at the start of their turn. A player controls an objective marker if they have more models within 3" of it than their opponent does.

**Slay the Warlord:** If the enemy Warlord has been destroyed during the battle, you score 1 victory point.

**First Strike:** You score 1 victory point if any units from your opponent's army were destroyed during the first battle round.

**Linebreaker:** If, at the end of the battle, you have at least one model within the enemy's deployment zone, you score 1 victory point.





# ETERNAL WAR

## SCORCHED EARTH

You are fighting for control of key strategic assets scattered throughout this region. However, while seizing these locations is undoubtedly valuable, destroying those crucial to your enemy is more so, and will likely bring you victory.

### THE ARMIES

Each player selects a Battle-forged army to an agreed points limit.

### THE BATTLEFIELD

Create the battlefield and set up terrain.

### DEPLOYMENT

The players roll off and the winner decides who will be the Attacker and who will be the Defender. The Defender determines which of the standard deployment maps is used in the battle (see the *Warhammer 40,000* rulebook), then selects one of the deployment zones for their army. The Attacker uses the other deployment zone.

Starting with the Defender, players alternate placing objective markers until six have been set up. The first objective marker that each player sets up must be more than 12" away from any other objective marker, more than 9" away from a player's deployment zone and more than 6" away from the edge of the battlefield. The remaining objective markers that each player sets up must be wholly within their own deployment zone, more than 12" away from any other objective marker and more than 6" away from the edge of the battlefield.

The Attacker deploys their entire army first. The Defender then deploys their entire army. A player's models must be set up wholly within their deployment zone.

### FIRST TURN

The Attacker decides who takes the first turn. If they decide to take the first turn, the Defender can roll one D6: on a 6, they seize the initiative, and they get the first turn instead.

### ACCEPTABLE CASUALTIES

The matched play rules for Sudden Death are not in use in this mission.

### BATTLE LENGTH

At the end of battle round 5, the player who had the first turn rolls a D6. On a 3+ the game continues, otherwise the game is over. At the end of battle round 6, the player who had the second turn rolls a D6. This time the game continues on a 4+, otherwise the game is over. The battle automatically ends at the end of battle round 7.

### VICTORY CONDITIONS

At the end of the game, the player with the most victory points is the winner. If both players have the same, the game is a draw. Victory points are scored for the following:

**Control or Raze:** Starting from the second battle round, each player scores one victory point for each objective marker they control at the start of their turn. If an objective marker is within the enemy's deployment zone you can choose to raze it if you control it; doing so scores you 3 victory points instead of 1 but that objective marker is then removed from the battlefield. A player controls an objective marker if they have more models within 3" of it than their opponent does.

**Slay the Warlord:** If the enemy Warlord has been destroyed during the battle, you score 1 victory point.

**First Strike:** You score 1 victory point if any units from your opponent's army were destroyed during the first battle round.

**Linebreaker:** If, at the end of the battle, you have at least one model within the enemy's deployment zone, you score 1 victory point.

Scorched Earth was originally published in *Chapter Approved: 2017 Edition*. Updated here, this mission forces players to make important tactical choices each turn. Should they try and hold an objective for one more turn, or should they play it safe and raze it to the ground, scoring some immediate victory points but losing it for the rest of the battle? Similarly an important decision must be made on how aggressive a battle plan will be adopted, as capturing the enemy objectives offers great reward, but could leave your own objectives open to counter-attack.






# ETERNAL WAR ASCENSION

You have learned of several vital locations where objects of great power lie. Your army's leaders must seize these and deny them to the enemy's own champions.

Ascension was originally featured in *Chapter Approved: 2017 Edition*. In this mission, players can score more victory points by holding an objective for consecutive turns with their character models. The objective placement means players must commit to the centre of the table, but careful movement and a layered defence can ensure an objective remains defended to allow your characters to score consecutively.



## THE ARMIES

Each player selects a Battle-forged army to an agreed points limit.

## THE BATTLEFIELD

Create the battlefield and set up terrain.

## DEPLOYMENT

The players roll off and the winner decides who will be the Attacker and who will be the Defender. The Defender determines which of the standard deployment maps is used in the battle (see the *Warhammer 40,000* rulebook), then selects one of the deployment zones for their army. The Attacker uses the other deployment zone.

The players then place three objective markers on the battlefield as follows. The first objective marker is placed in the centre of the battlefield. Then, starting with the Defender, the players each place one more objective marker; these must be set up more than 15" from any other objective marker, more than 6" from the edge of the battlefield and equal distance from both players' deployment zones.

The Attacker deploys their entire army first. The Defender then deploys their entire army. A player's models must be set up wholly within their deployment zone.

## FIRST TURN

The Attacker decides who takes the first turn. If they decide to take the first turn, the Defender can roll one D6: on a 6, they seize the initiative and get the first turn instead.

## ACCEPTABLE CASUALTIES

The matched play rules for Sudden Death are not in use in this mission.

## BATTLE LENGTH

At the end of battle round 5, the player who had the first turn rolls a D6. On a 3+ the game continues, otherwise the game is over. At the end of battle round 6, the player who had the second turn rolls a D6. This time the game continues on a

4+, otherwise the game is over. The battle automatically ends at the end of battle round 7.

## DIRECT COMMAND

If only one player has any CHARACTER models within 3" of an objective marker, they control it even if there are more enemy models within range of that objective marker. If an enemy unit with a similar ability is within range of the same objective marker, that objective marker is controlled by the player who has the most models within range of it as normal.

## VICTORY CONDITIONS

At the end of the game, the player with the most victory points is the winner. If both players have the same, the game is a draw. Victory points are scored for the following:

**Ascend:** Each player scores 1 victory point at the end of each of their turns for each objective marker they control. A player controls an objective marker if they have more models within 3" of it than their opponent does. Furthermore, if a player controls the same objective marker with the same CHARACTER for more than one of their turns consecutively, the number of victory points scored is increased; they score 2 victory points at the end of their turn for an objective marker that has been controlled with the CHARACTER for two of their turns consecutively, 3 victory points if it has been controlled with the CHARACTER for three of their turns consecutively, and so on.

**Slay the Warlord:** If the enemy Warlord has been destroyed during the battle, you score 1 victory point.

**First Strike:** You score 1 victory point if any units from your opponent's army were destroyed during the first battle round.

**Linebreaker:** If, at the end of the battle, you have at least one model within the enemy's deployment zone, you score 1 victory point.



# ETERNAL WAR

## FRONT-LINE WARFARE

Your forces have encountered the enemy along a contested border between your territory and theirs. It is imperative that you seize the disputed ground quickly, while preventing your foe from crossing the border into your own lands.

### THE ARMIES

Each player selects a Battle-forged army to an agreed points limit.

### THE BATTLEFIELD

Create the battlefield and set up terrain.

### DEPLOYMENT

The players roll off and the winner decides who will be the Attacker and who will be the Defender. The Defender determines which of the standard deployment maps is used in the battle (see the *Warhammer 40,000* rulebook), then selects one of the deployment zones for their army. The Attacker uses the other deployment zone.

Starting with the Defender, players alternate placing objective markers until four have been set up. The first objective marker that each player sets up must be wholly within their own deployment zone and more than 6" from the edge of the battlefield. The second objective marker that each player sets up must be more than 12" from any other objective marker, more than 6" from the edge of the battlefield and equal distance from both players' deployment zones.

The Attacker deploys their entire army first. The Defender then deploys their entire army. A player's models must be set up wholly within their deployment zone.

### FIRST TURN

The Attacker decides who takes the first turn. If they decide to take the first turn, the Defender can roll one D6: on a 6, they seize the initiative, and they get the first turn instead.

### ACCEPTABLE CASUALTIES

The matched play rules for Sudden Death are not in use in this mission.

### BATTLE LENGTH

At the end of battle round 5, the player who had the first turn rolls a D6. On a 3+ the game continues, otherwise the game is over. At the end of battle round 6, the player who had the second turn rolls a D6. This time the game continues on a 4+, otherwise the game is over. The battle automatically ends at the end of battle round 7.

### VICTORY CONDITIONS

At the end of the game, the player with the most victory points is the winner. If both players have the same, the game is a draw. Victory points are scored for the following:

**Take and Hold:** At the end of each battle round, each player scores a number of victory points for each objective marker they control. A player scores 1 victory point if they control the objective marker in their own deployment zone, 4 victory points if they control the objective marker in their opponent's deployment zone, and 2 victory points for each other objective marker they control. A player controls an objective marker if they have more models within 3" of it than their opponent does.

**Slay the Warlord:** If the enemy Warlord has been destroyed during the battle, you score 1 victory point.

**First Strike:** You score 1 victory point if any units from your opponent's army were destroyed during the first battle round.

**Linebreaker:** If, at the end of the battle, you have at least one model within the enemy's deployment zone, you score 1 victory point.

Front Line Warfare was originally featured in *Chapter Approved: 2017 Edition*. This mission rewards bold and aggressive tactics, allowing players to score more victory points for holding objective markers outside of their deployment zone, and even more if they risk pushing forward to hold the objective in their opponent's deployment zone. In this mission, timing is key. Committing too much too early could leave you open to a late-game counter-attack, with your opponent scoring more victory points from your now-undefended home objective.





# ETERNAL WAR

## THE FOUR PILLARS

Strange and ancient alien pillars dominate this battlefield. While these are in your possession, their energies can be siphoned off and stored to power weapons of unimaginable destruction.

Four Pillars is taken from *Chapter Approved: 2018 Edition*. This mission encourages players to ensure they hold more of the four equally-spread objectives than their opponent at the end of each battle round. This is made easier if a player is also trying to destroy more units than their opponent each round, meaning the players can take a variety of approaches to how they score victory points. A key part of this mission is that only Troops can control objectives. Players must make critical decisions when building their army and prioritising targets on the battlefield.

### THE ARMIES

Each player selects a Battle-forged army to an agreed points limit.

### THE BATTLEFIELD

Place four objective markers as follows. Draw imaginary lines from the centre of the battlefield towards each corner of the battlefield and place an objective marker 15" from the centre of the battlefield along each of these lines.

Once all the objective markers have been placed, the players then create the rest of the battlefield and set up terrain, ensuring no terrain feature is within 3" of an objective marker.

### DEPLOYMENT

The players roll off and the winner decides who will be the Attacker and who will be the Defender. The Defender determines which of the standard deployment maps is used in the battle (see the *Warhammer 40,000* rulebook) and selects one of the deployment zones for their army. The Attacker uses the other deployment zone.

The Attacker deploys their entire army first. The Defender then deploys their entire army. A player's models must be set up wholly within their deployment zone.

### FIRST TURN

The Attacker decides who takes the first turn. If they decide to take the first turn, the Defender can roll one D6: on a 6, they seize the initiative, and they get the first turn instead.

### ACCEPTABLE CASUALTIES

The matched play rules for Sudden Death are not in use in this mission.

### BATTLE LENGTH

At the end of battle round 5, the player who had the first turn rolls a D6. On a 3+ the game continues, otherwise the game is over. At the end of battle round 6, the player who had the second turn rolls a

D6. This time the game continues on a 4+, otherwise the game is over. The battle automatically ends at the end of battle round 7.

### VICTORY CONDITIONS

At the end of the game, the player with the most victory points is the winner. If both players have the same, the game is a draw. Victory points are scored for the following:

**Siphon Power:** At the end of each battle round, if one player controls more objective markers than their opponent, they score 1 victory point. If they control all four objective markers, they score 3 victory points instead. A player controls an objective marker if they have more models with the Troops Battlefield Role within 3" of it than their opponent does (other units cannot control objective markers; ignore them when determining who controls each objective marker in this mission).

**No Prisoners:** At the end of each battle round, a player scores 1 victory point if more units from their opponent's army were destroyed during that battle round than from their own army.

**Slay the Warlord:** If the enemy Warlord has been destroyed during the battle, you score 1 victory point.

**First Strike:** You score 1 victory point if any units from your opponent's army were destroyed during the first battle round.

**Linebreaker:** If, at the end of the battle, you have at least one model within the enemy's deployment zone, you score 1 victory point.



# ETERNAL WAR LOCKDOWN

Whilst protecting their own vital objective, both forces must secure these lands and rid them of the enemy presence.

## THE ARMIES

Each player selects a Battle-forged army to an agreed points limit.

## THE BATTLEFIELD

Create the battlefield and set up terrain.

The players then roll off and, starting with the winner, alternate placing objective markers until six have been set up. Each objective marker must be set up anywhere on the battlefield more than 12" from any other objective marker and more than 6" from the edge of the battlefield.

## DEPLOYMENT

The players roll off and the winner decides who will be the Attacker and who will be the Defender. The Defender determines which of the standard deployment maps is used in the battle (see the *Warhammer 40,000* rulebook) and selects one of the deployment zones for their army. The Attacker uses the other deployment zone.

The Attacker deploys their entire army first. The Defender then deploys their entire army. A player's models must be set up wholly within their deployment zone.

## FIRST TURN

The Attacker decides who takes the first turn. If they decide to take the first turn, the Defender can roll one D6: on a 6, they seize the initiative, and they get the first turn instead.

## ACCEPTABLE CASUALTIES

The matched play rules for Sudden Death are not in use in this mission.

## BATTLE LENGTH

At the end of battle round 5, the player who had the first turn rolls a D6. On a 3+ the game continues, otherwise the game is over. At the end of battle round 6, the player who had the second turn rolls a D6. This time the game continues on a 4+, otherwise the game is over. The battle automatically ends at the end of battle round 7.

## LOCKDOWN

At the start of the first battle round but before the first turn begins, the player taking the first turn selects one objective marker to be objective marker 1. The player

taking the second turn then selects one objective marker to be objective marker 6.

The player taking the first turn then selects one objective marker that has not been numbered and rolls one D6, re-rolling if the result corresponds to an objective marker that is already numbered. That objective marker is numbered the corresponding result. The player going second then does the same. Both players repeat this process until all 6 objective markers have an individual number.

At the start of each battle round after the first, remove from the battlefield the objective marker whose number corresponds to the current battle round. For example, at the start of battle round 3, the objective marker numbered 3 would be removed. Repeat this process each battle round until there are two objective markers remaining.

## VICTORY CONDITIONS

At the end of the game, the player with the most victory points is the winner. If both players have the same, the game is a draw. Victory points are scored for the following:

**Target Secured:** Each player scores 1 victory point at the end of each of their turns for each objective marker they control. A player controls an objective marker if they have more models within 3" of it than their opponent does.

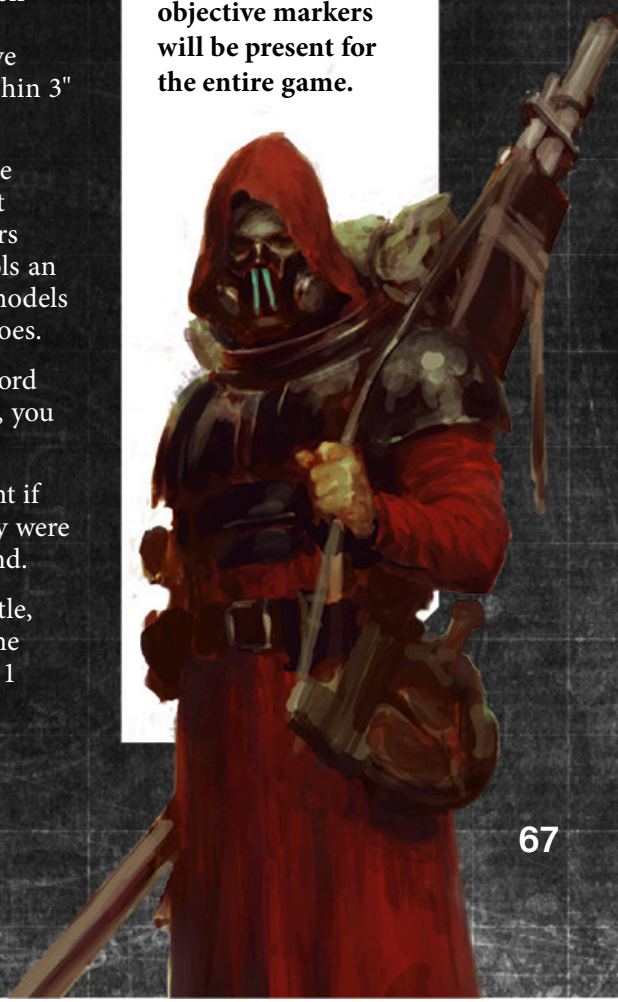
**Dominance:** At the end of each battle round, a player scores 1 victory point if they control more objective markers than their opponent. A player controls an objective marker if they have more models within 3" of it than their opponent does.

**Slay the Warlord:** If the enemy Warlord has been destroyed during the battle, you score 1 victory point.

**First Strike:** You score 1 victory point if any units from your opponent's army were destroyed during the first battle round.

**Linebreaker:** If, at the end of the battle, you have at least one model within the enemy's deployment zone, you score 1 victory point.

Lockdown is a brand new mission not featured in a previous publication. Players allocate numbers to each objective marker knowing that each battle round the marker with the corresponding number will disappear. Players can therefore plan their strategy knowing which objective markers will be removed. Remember that objectives are removed to a minimum of 2, therefore choose wisely which objective marker you wish to number 1 or 6, as those objective markers will be present for the entire game.





Even as they approach their target coordinates, the Battle Maniples of the Adeptus Mechanicus are set upon by a vicious horde of Genestealer Cultists. At the heart of the insurrectionist force fights the Genestealer Patriarch itself, launching a pre-emptive attack to annihilate the interlopers before they can put its broodnest to the torch.









# SCHEMES OF WAR

To play the Maelstrom of War missions on the following pages, the players will each require a deck of Tactical Objective cards, and must use the rules described in this section for Tactical Objectives instead of those from the 'Using Tactical Objectives' section in the *Warhammer 40,000* rulebook.

## CONSTRUCTING YOUR OBJECTIVE DECK

Before playing one of the following Maelstrom of War missions, after your opponent has shared their army roster with you, you must construct an Objective deck. This deck should be made up of a minimum of 18 Tactical Objective cards, chosen from the pool available to your army. No more than one copy of each uniquely named Tactical Objective can be included in the deck.

## USING TACTICAL OBJECTIVES

After the battlefield has been created and terrain set up, the players roll off, and, starting with the winner, alternate setting up objective markers until 6 have been placed on the battlefield. Each objective marker must be placed at least 12" from any other objective marker and at least 6" away from the battlefield edge.

Unless otherwise stated, a player controls an objective marker if they have more models within 3" of the centre of it than their opponent.

## USING YOUR OBJECTIVE DECK

At the start of the first battle round, each player shuffles their Objective deck and draws 5 Tactical Objective cards. If either player is not happy with the initial cards that they have drawn, they can choose to place them at the bottom of their Objective deck, in any order, and draw 4 new Tactical Objective cards.

At the start of your turn, put Tactical Objective cards from your hand into play until you have three in-play Tactical Objectives or there are no more cards left in your hand. A Tactical Objective card is considered to be generated when it is put into play.

When putting a Tactical Objective card into play, place it either face up for both players to see, or face down – its details kept hidden from your opponent until such a point as it is either achieved or discarded. No player can have more than one face-down, in-play Tactical Objective at any point (unless otherwise specified).

### DRAWING A TACTICAL OBJECTIVE CARD

When you draw a Tactical Objective card, take the top card from your Objective deck and add it to your hand. A player's hand is kept hidden from their opponent for the duration of the battle. If there are no cards left in the Objective deck when instructed to draw a Tactical Objective card, do nothing instead.

### DISCARDING A TACTICAL OBJECTIVE CARD

When you discard a Tactical Objective card, place it face up on your discard pile. Tactical Objective cards in a discard pile are not considered to be in play. A discard pile is not a part of a player's Objective deck.



The Warhammer 40,000 Tactical Objective deck provides players with an easy to use deck of 36 cards for playing Maelstrom of War missions. Not only do they give you an easy way to generate new objectives by drawing a card, rather than rolling dice in sequence, they also allow players to easily track which objectives they have active at any time. In addition, each faction in Warhammer 40,000 has a set of 6 Tactical Objective cards available separately in that faction's datacards pack which can be substituted into this deck to personalise your objectives to fit the army of your choice.



## PRIORITY ORDERS RECEIVED

For the purpose of generating a bonus Tactical Objective for the Priority Orders Received Tactical Objective, select one Tactical Objective card from your hand and put it into play. If you do not have a card to put into play, discard Priority Orders Received instead. Priority Orders Received and that Tactical Objective card count as one combined Tactical Objective card when determining how many you have in play.

You can only achieve in-play Tactical Objectives.

After you have finished putting any Tactical Objectives into play, draw Tactical Objective cards until you have a hand of 5 cards.

## ACHIEVING TACTICAL OBJECTIVES

At the end of every turn (yours and your opponent's), you must check to see if you have achieved any of your in-play Tactical Objectives – the descriptions will tell you how and when they are achieved and how many victory points are scored for achieving them. If you can achieve a Tactical Objective at the end of a turn, you must reveal it, if necessary, and immediately score the victory points for it – you cannot choose not to do so. Players can achieve any number of their Tactical Objectives in the same turn.

After a Tactical Objective has been achieved, that card is discarded.

## DISCARDING IN-PLAY TACTICAL OBJECTIVES

At the end of the Morale phase, you can discard any of your in-play Tactical Objectives.

## STRATAGEMS

When using the rules for Tactical Objectives in this section, a player can make use of the following Stratagems:

2CP

### RE-PRIORITISE

*Stratagem*

Use this Stratagem at the start of your turn. Discard up to two Tactical Objective cards from your hand and draw a new Tactical Objective card for each card that was discarded.

1CP

### TACTICAL FORESIGHT

*Stratagem*


Use this Stratagem at any point during the turn. You can look at the top three cards of your Objective deck and choose to put each back on either the top or bottom of the deck, in any order. You can only use this Stratagem once per turn.

2CP

### DETERMINED PUSH

*Stratagem*

Use this Stratagem at any point during the turn. Select up to three Tactical Objective cards from your discard pile and shuffle them back into your Objective deck. You can only use this Stratagem once per turn.



The Ultramarines' masterful plan comes to sudden fruition as a feigned retreat brings the Word Bearers' Dark Apostle straight into their waiting crosshairs.



# MAELSTROM OF WAR

## COVERT MANOEUVRES

As the dominant warlord boldly leads his followers to victory, it is the patient warlord that sees opportunity. Their covert manoeuvres and appropriate timing can take the complacent warlord by surprise, dealing a critical blow that leaves their opponent reeling and themselves snatching victory at the key hour.

+++  
EVEN IN THE FACE  
OF OVERWHELMING  
DEFEAT, WITH  
FAITH IN THE  
EMPEROR VICTORY  
IS ALWAYS  
POSSIBLE.  
+++

### THE ARMIES

Each player selects a Battle-forged army to an agreed points limit and constructs an Objective deck using the Schemes of War rules found on page 70.

### THE BATTLEFIELD

Create the battlefield and set up terrain. The players place 6 objective markers as detailed on page 70.

### DEPLOYMENT

The players roll off and the winner decides who will be the Attacker and who will be the Defender. The Defender determines which of the standard deployment maps is used in the battle (see the *Warhammer 40,000* rulebook) and selects one of the deployment zones for their army. The Attacker uses the other deployment zone.

The Attacker deploys their entire army first. The Defender then deploys their entire army. A player's models must be set up wholly within their deployment zone.

### FIRST TURN

The Attacker decides who takes the first turn. If they decide to take the first turn, the Defender can roll one D6: on a 6, they seize the initiative, and they get the first turn instead.

### TACTICAL OBJECTIVES

This mission uses the Schemes of War rules found on pages 70-71.

### ACCEPTABLE CASUALTIES

The matched play rules for Sudden Death are not in use in this mission.

### COVERT MANOEUVRES

At the start of each battle round after the first, if there is a player with fewer victory points than their opponent, then for the rest of that battle round all Tactical Objectives that player puts into play can be placed face down, and all face-up

Tactical Objectives that player has in play can be turned face down. For the rest of that battle round, all Tactical Objectives their opponent puts into play must be placed face up, and all face-down Tactical Objectives their opponent has in play must be turned face up.

### BATTLE LENGTH

At the end of battle round 5, the player who had the first turn rolls a D6. On a 3+ the game continues, otherwise the game is over. At the end of battle round 6, the player who had the second turn rolls a D6. This time the game continues on a 4+, otherwise the game is over. The battle automatically ends at the end of battle round 7.

### VICTORY CONDITIONS

At the end of the game, the player with the most victory points is the winner. If both players have the same, the game is a draw. In addition to achieving Tactical Objectives, victory points are scored for the following:

**Slay the Warlord:** If the enemy Warlord has been destroyed during the battle, you score 1 victory point.

**First Strike:** You score 1 victory point if any units from your opponent's army were destroyed during the first battle round.

**Linebreaker:** If, at the end of the battle, you have at least one model within the enemy's deployment zone, you score 1 victory point.



# MAELSTROM OF WAR

## AMBITIOUS SURGE

A concentrated and determined effort is enough to galvanise a force, setting in motion a swift surge to carry the battle. Each warlord attempts to complete key objectives to achieve such momentum and emerge victorious.

### THE ARMIES

Each player selects a Battle-forged army to an agreed points limit and constructs an Objective deck using the Schemes of War rules found on page 70.

### THE BATTLEFIELD

Create the battlefield and set up terrain. The players place 6 objective markers as detailed on page 70.

### DEPLOYMENT

The players roll off and the winner decides who will be the Attacker and who will be the Defender. The Defender determines which of the standard deployment maps is used in the battle (see the *Warhammer 40,000* rulebook) and selects one of the deployment zones for their army. The Attacker uses the other deployment zone.

The Attacker deploys their entire army first. The Defender then deploys their entire army. A player's models must be set up wholly within their deployment zone.

### FIRST TURN

The Attacker decides who takes the first turn. If they decide to take the first turn, the Defender can roll one D6: on a 6, they seize the initiative, and they get the first turn instead.

### TACTICAL OBJECTIVES

This mission uses the Schemes of War rules found on pages 70-71.

### ACCEPTABLE CASUALTIES

The matched play rules for Sudden Death are not in use in this mission.

### AMBITIOUS SURGE

At the start of each player's Movement phase, if that player has any Tactical Objective cards in play, their opponent must select one of those Tactical

Objectives. If that Tactical Objective is achieved in that turn or the subsequent turn, it is worth 1 additional victory point.

### BATTLE LENGTH

At the end of battle round 5, the player who had the first turn rolls a D6. On a 3+ the game continues, otherwise the game is over. At the end of battle round 6, the player who had the second turn rolls a D6. This time the game continues on a 4+, otherwise the game is over. The battle automatically ends at the end of battle round 7.

### VICTORY CONDITIONS

At the end of the game, the player with the most victory points is the winner. If both players have the same, the game is a draw. In addition to achieving Tactical Objectives, victory points are scored for the following:

**Slay the Warlord:** If the enemy Warlord has been destroyed during the battle, you score 1 victory point.

**First Strike:** You score 1 victory point if any units from your opponent's army were destroyed during the first battle round.

**Linebreaker:** If, at the end of the battle, you have at least one model within the enemy's deployment zone, you score 1 victory point.



+++  
TO PURSUE EVERY  
OPPORTUNITY  
TO PURGE THE  
HERETIC, THE  
ALIEN AND THE  
WITCH, HOWEVER  
SMALL, IS BUT THE  
SIMPLEST DUTY OF  
EVERY CITIZEN.  
+++



# MAELSTROM OF WAR

## CRITICAL OBJECTIVE

Both forces focus on a key objective, whether it be territory that cannot fall into the foe's hands, enemy assets that must be laid low, or targets to be assassinated. If all else should fail, fulfilling that ambition may be enough to win the day.

+++  
IN THE PURSUIT OF  
A WORTHY GOAL,  
DO NOT HESITATE  
TO UNLEASH ALL  
AT YOUR DISPOSAL.  
THE EMPEROR  
GAVE HIS ALL, HOW  
CAN WE NOT?  
+++



### THE ARMIES

Each player selects a Battle-forged army to an agreed points limit and constructs an Objective deck using the Schemes of War rules found on page 70.

### THE BATTLEFIELD

Create the battlefield and set up terrain. The players place 6 objective markers as detailed on page 70.

### DEPLOYMENT

The players roll off and the winner decides who will be the Attacker and who will be the Defender. The Defender determines which of the standard deployment maps is used in the battle (see the *Warhammer 40,000* rulebook) and selects one of the deployment zones for their army. The Attacker uses the other deployment zone.

The Attacker deploys their entire army first. The Defender then deploys their entire army. A player's models must be set up wholly within their deployment zone.

### FIRST TURN

The Attacker decides who takes the first turn. If they decide to take the first turn, the Defender can roll one D6: on a 6, they seize the initiative, and they get the first turn instead.

### TACTICAL OBJECTIVES

This mission uses the Schemes of War rules found on pages 70-71.

### ACCEPTABLE CASUALTIES

The matched play rules for Sudden Death are not in use in this mission.

### CRITICAL OBJECTIVE

At the start of each player's turn, before putting any Tactical Objectives into play, that player can select one Tactical Objective card from their discard pile and shuffle it back into their Objective deck.

### BATTLE LENGTH

At the end of battle round 5, the player who had the first turn rolls a D6. On a 3+ the game continues, otherwise the game is over. At the end of battle round 6, the player who had the second turn rolls a D6. This time the game continues on a 4+, otherwise the game is over. The battle automatically ends at the end of battle round 7.

### VICTORY CONDITIONS

At the end of the game, the player with the most victory points is the winner. If both players have the same, the game is a draw. In addition to achieving Tactical Objectives, victory points are scored for the following:

**Slay the Warlord:** If the enemy Warlord has been destroyed during the battle, you score 1 victory point.

**First Strike:** You score 1 victory point if any units from your opponent's army were destroyed during the first battle round.

**Linebreaker:** If, at the end of the battle, you have at least one model within the enemy's deployment zone, you score 1 victory point.



# MAELSTROM OF WAR

## DISRUPTIVE TACTICS

Each warlord runs interference on the enemy's chain of command. By sabotaging communications, dispersing false intelligence and sowing confusion and disruption, the enemy's efforts to achieve victory can be severely hampered.

### THE ARMIES

Each player selects a Battle-forged army to an agreed points limit and constructs an Objective deck using the Schemes of War rules found on page 70.

### THE BATTLEFIELD

Create the battlefield and set up terrain. The players place 6 objective markers as detailed on page 70.

### DEPLOYMENT

The players roll off and the winner decides who will be the Attacker and who will be the Defender. The Defender determines which of the standard deployment maps is used in the battle (see the *Warhammer 40,000* rulebook) and selects one of the deployment zones for their army. The Attacker uses the other deployment zone.

The Attacker deploys their entire army first. The Defender then deploys their entire army. A player's models must be set up wholly within their deployment zone.

### FIRST TURN

The Attacker decides who takes the first turn. If they decide to take the first turn, the Defender can roll one D6: on a 6, they seize the initiative, and they get the first turn instead.

### TACTICAL OBJECTIVES

This mission uses the Schemes of War rules found on pages 70-71.

### ACCEPTABLE CASUALTIES

The matched play rules for Sudden Death are not in use in this mission.

### DISRUPTIVE TACTICS

At the start of each player's turn, before putting any Tactical Objectives into play, that player reveals the top three cards of their Objective deck (if that Objective deck has fewer than three cards remaining, reveal as many as are available). That player's opponent can then

select one of those cards to be placed on the bottom of that player's Objective deck, and the remaining cards are returned to the top of the deck in an order of the opponent's choice.

### BATTLE LENGTH

At the end of battle round 5, the player who had the first turn rolls a D6. On a 3+ the game continues, otherwise the game is over. At the end of battle round 6, the player who had the second turn rolls a D6. This time the game continues on a 4+, otherwise the game is over. The battle automatically ends at the end of battle round 7.

### VICTORY CONDITIONS

At the end of the game, the player with the most victory points is the winner. If both players have the same, the game is a draw. In addition to achieving Tactical Objectives, victory points are scored for the following:

**Slay the Warlord:** If the enemy Warlord has been destroyed during the battle, you score 1 victory point.

**First Strike:** You score 1 victory point if any units from your opponent's army were destroyed during the first battle round.

**Linebreaker:** If, at the end of the battle, you have at least one model within the enemy's deployment zone, you score 1 victory point.

+++

PUT OUT THE  
TRAITOR'S EYES  
WHEREVER THEY  
BLINK, FOR THEY  
ARE UNDESERVED  
OF THE SIGHT OF  
THE EMPEROR'S  
REALM.

+++





# MAELSTROM OF WAR

## TERRITORIAL CONTROL

The warlord who dominates the battlefield will force the enemy to fight on their terms, in locations of their choosing. With the foe surrounded, that warlord can impose their will and secure victory.

+++

DENY THE FOE  
EVERY INCH OF  
GROUND, LEST THEY  
CORRUPT IT. PURGE  
THEM WITHOUT  
MERCY OR RESPITE,  
LEST THEY RETURN.

+++



### THE ARMIES

Each player selects a Battle-forged army to an agreed points limit and constructs an Objective deck using the Schemes of War rules found on page 70.

### THE BATTLEFIELD

Create the battlefield and set up terrain. The players place 6 objective markers as detailed on page 70.

### DEPLOYMENT

The players roll off and the winner decides who will be the Attacker and who will be the Defender. The Defender determines which of the standard deployment maps is used in the battle (see the *Warhammer 40,000* rulebook) and selects one of the deployment zones for their army. The Attacker uses the other deployment zone.

The Attacker deploys their entire army first. The Defender then deploys their entire army. A player's models must be set up wholly within their deployment zone.

### FIRST TURN

The Attacker decides who takes the first turn. If they decide to take the first turn, the Defender can roll one D6: on a 6, they seize the initiative, and they get the first turn instead.

### TACTICAL OBJECTIVES

This mission uses the Schemes of War rules found on pages 70-71.

### ACCEPTABLE CASUALTIES

The matched play rules for Sudden Death are not in use in this mission.

### TERRITORIAL CONTROL

At the start of each player's turn after the first, if that player controls more objective markers than their opponent, they can draw one card from their Objective deck before placing any Tactical Objectives into play.

### BATTLE LENGTH

At the end of battle round 5, the player who had the first turn rolls a D6. On a 3+ the game continues, otherwise the game is over. At the end of battle round 6, the player who had the second turn rolls a D6. This time the game continues on a 4+, otherwise the game is over. The battle automatically ends at the end of battle round 7.

### VICTORY CONDITIONS

At the end of the game, the player with the most victory points is the winner. If both players have the same, the game is a draw. In addition to achieving Tactical Objectives, victory points are scored for the following:

**Slay the Warlord:** If the enemy Warlord has been destroyed during the battle, you score 1 victory point.

**First Strike:** You score 1 victory point if any units from your opponent's army were destroyed during the first battle round.

**Linebreaker:** If, at the end of the battle, you have at least one model within the enemy's deployment zone, you score 1 victory point.



# MAELSTROM OF WAR

## CONFINED COMMAND

Each warlord has limited communications and resources, thus must fight whilst under this restriction. Only the most stalwart and adaptable force will prevail, their will to succeed unperturbed by setback.

### THE ARMIES

Each player selects a Battle-forged army to an agreed points limit and constructs an Objective deck using the Schemes of War rules found on page 70.

### THE BATTLEFIELD

Create the battlefield and set up terrain. The players place 6 objective markers as detailed on page 70.

### DEPLOYMENT

The players roll off and the winner decides who will be the Attacker and who will be the Defender. The Defender determines which of the standard deployment maps is used in the battle (see the *Warhammer 40,000* rulebook) and selects one of the deployment zones for their army. The Attacker uses the other deployment zone.

The Attacker deploys their entire army first. The Defender then deploys their entire army. A player's models must be set up wholly within their deployment zone.

### FIRST TURN

The Attacker decides who takes the first turn. If they decide to take the first turn, the Defender can roll one D6: on a 6, they seize the initiative, and they get the first turn instead.

### TACTICAL OBJECTIVES

This mission uses the Schemes of War rules found on pages 70-71.

### ACCEPTABLE CASUALTIES

The matched play rules for Sudden Death are not in use in this mission.

### CONFINED COMMAND

At the start of each player's Movement phase, their opponent can select one Tactical Objective that player has in play. That Tactical Objective is returned to the owning player's hand, and they can put a different Tactical Objective into play.

### BATTLE LENGTH

At the end of battle round 5, the player who had the first turn rolls a D6. On a 3+ the game continues, otherwise the game is over. At the end of battle round 6, the player who had the second turn rolls a D6. This time the game continues on a 4+, otherwise the game is over. The battle automatically ends at the end of battle round 7.

### VICTORY CONDITIONS

At the end of the game, the player with the most victory points is the winner. If both players have the same, the game is a draw. In addition to achieving Tactical Objectives, victory points are scored for the following:

**Slay the Warlord:** If the enemy Warlord has been destroyed during the battle, you score 1 victory point.

**First Strike:** You score 1 victory point if any units from your opponent's army were destroyed during the first battle round.

**Linebreaker:** If, at the end of the battle, you have at least one model within the enemy's deployment zone, you score 1 victory point.

+++

IN FACE OF  
HARDSHIP,  
REMEMBER THE  
EMPEROR, AND  
KNOW HOW  
TRIVIAL YOUR  
DIFFICULTIES ARE.

+++





# APPENDIX

'What are these abominations, these creatures that cannot be and yet stand brazen and foul in the broad light of day? Are they truly the Daemons of scripture? Can such a fell possibility truly be real? Whatever the truth, Emperor save us all...'

- *Muravils the Mad, doomsayer and apocalyptic prophet*









# NEW AND UPDATED DATASHEETS

This section of *Chapter Approved* contains new and updated datasheets for several different units. The updated datasheets presented here replace those published in earlier publications and reflect the very latest rules and wargear options for the units they describe.

Since their respective codexes were released, a number of Daemon units have undergone revisions to their rules, and a whole new range of Slaanesh Daemons have been unleashed upon the galaxy. These new and updated datasheets are presented here, and you can find the details of what they replace below:

DATASHEET	CODEX			NOTES
	Chaos Daemons	Chaos Space Marines	Thousand Sons	
Syll'Esske	X			<i>New</i>
Shalaxi Helbane	X			<i>New</i>
Infernal Enrapturess	X			<i>New</i>
Contorted Epitome	X			<i>New</i>
Keeper of Secrets	X			
Herald of Slaanesh on Exalted Seeker Chariot	X			<i>New</i>
Herald of Slaanesh on Seeker Chariot	X			<i>New</i>
Herald of Slaanesh on Hellflayer	X			<i>New</i>
Fiends	X			<i>Replaces Fiends of Slaanesh</i>
Seekers	X			
Horrors	X	X	X	
Bloodcrushers	X			
Flesh Hounds	X			







## SYLL'ESKE THE VENGEFUL ALLEGIANCE



NAME	M	WS	BS	S	T	W	A	Ld	Sv
Syll’Esske	9"	2+	2+	4	6	8	8	9	4+
Syll’Esske is a single model equipped with: scourging whip; Axe of Dominion. You can only include one of this model in your army.									
WEAPON	RANGE	TYPE		S	AP	D	ABILITIES		
Scourging whip (shooting)	6"	Assault D6		User	-2	1	This weapon can be fired even if there are enemy units within 1" of the bearer, and attacks made with this weapon can target enemy units within 1" of friendly units.		
Axe of Dominion	Melee	Melee		+3	-3	3	-		
Scourging whip (melee)	Melee	Melee		User	-1	1	Make D3 hit rolls for each attack made with this weapon, instead of 1.		
ABILITIES	Daemonic, Quicksilver Swiftness, Daemonic Ritual (see <i>Codex: Chaos Daemons</i> )						Deadly Symbiosis: When this model is chosen to fight with for the first time in the Fight phase, it can only make attacks with one of its equipped weapons. In addition, after making a consolidation move for the first time in the Fight phase, this model can make a number of attacks equal to its Attacks characteristic with its other equipped weapon. If this model made a charge move this turn, these attacks can only be made against a unit that this model declared a charge against this turn.		
	Prince of Slaanesh: Re-roll hit rolls of 1 for attacks made by models in friendly SLAANESH DAEMON units whilst their unit is within 6" of this model.								
	Locus of Slaanesh: Add 1 to the Strength characteristic of models in SLAANESH DAEMON units whilst their unit is within 6" of any friendly models with this ability.								
	Regal Authority: You can re-roll Morale tests taken for friendly SLAANESH DAEMON units whilst they are within 6" of this model.								
PSYKER	This model can attempt to manifest one psychic power in your Psychic phase, and attempt to deny one psychic power in your opponent’s Psychic phase. It knows <i>Smite</i> and two psychic powers from the Slaanesh discipline (see <i>Codex: Chaos Daemons</i> ).								
FACTION KEYWORDS	CHAOS, SLAANESH, DAEMON								
KEYWORDS	CHARACTER, MONSTER, PSYKER, DAEMONETTE, HERALD OF SLAANESH, DAEMON PRINCE, SYLL’ESKE								





## SHALAXI HELBANE

### DAMAGE

Some of this model's characteristics change as it suffers damage, as shown below:

NAME	M	WS	BS	S	T	W	A	Ld	Sv
Shalaxi Helbane	*	2+	2+	6	7	16	*	10	6+

Shalaxi Helbane is a single model equipped with: living whip; snapping claws; Soulpiercer. You can only include one of this model in your army.

REMAINING W	M	A	SNAPPING CLAWS
9-16+	14"	6	4
5-8	11"	5	3
1-4	7"	4	2

WEAPON	RANGE	TYPE	S	AP	D	ABILITIES
Living whip	6"	Assault 6	6	-2	2	This weapon can be fired even if there are enemy units within 1" of the bearer, and attacks made with this weapon can target enemy units within 1" of friendly units.
Snapping claws	Melee	Melee	User	-3	3	When the bearer fights, it makes a number of additional attacks with this weapon equal to the number shown in its damage table. When resolving an attack made with this weapon, on a wound roll of 6+ this weapon has an Armour Penetration characteristic of -4 for that attack.
Soulpiercer	Melee	Melee	x2	-4	D6	When resolving an attack made with this weapon against a <b>CHARACTER</b> unit, on a wound roll of 6+ this weapon has a Damage characteristic of 6 for that attack.

### WARGEAR OPTIONS

- This model can have a shining aegis instead of being equipped with 1 living whip.

### ABILITIES

**Daemonic, Quicksilver Swiftiness, Daemonic Ritual** (see *Codex: Chaos Daemons*)

**Greater Daemon:** When a Morale test is taken for a friendly **SLAANESH DAEMON** unit within 6" of this model, you can use this model's Leadership characteristic instead of that unit's.

**Mesmerising Aura:** When resolving an attack made with a melee weapon against this model, subtract 1 from the hit roll.

**Cloak of Constriction:** When resolving an attack made with a melee weapon against this model, subtract 1 from the wound roll.

**Delicate Precision:** When resolving an attack made by this model, re-roll a wound roll of 1.

**Shining Aegis:** If this model has a shining aegis, then when it would lose a wound, roll one D6; on a 6 that wound is not lost. If that wound would be lost as a result of a mortal wound, that wound is not lost on a 5+ instead of 6.

**Monarch of the Hunt:** This model can perform a Heroic Intervention if there are any enemy units within 6" of it instead of 3" if any of those enemy units is a **CHARACTER**, and when doing so can move up to 6" instead of 3" so long as it ends that move closer to the closest enemy **CHARACTER** model. In addition, when this model makes a pile-in move within 6" of any enemy **CHARACTER** units, it can move up to 6" instead of 3" so long as it ends that move closer to the closest enemy **CHARACTER** model.

### PSYKER

This model can attempt to manifest two psychic powers in your Psychic phase and attempt to deny one psychic power in your opponent's Psychic phase. It knows *Smite* and two psychic powers from the Slaanesh discipline (see *Codex: Chaos Daemons*).

### FACTION KEYWORDS

CHAOS, SLAANESH, DAEMON

### KEYWORDS

CHARACTER, MONSTER, PSYKER, KEEPER OF SECRETS, SHALAXI HELBANE

## NAMED CHARACTERS AND WARLORD TRAITS

If one of the following characters is your Warlord, they must have the associated Warlord Trait shown below:

### CHARACTER

Shalaxi Helbane  
Syll'Esske

### WARLORD TRAIT

Quicksilver Duellist  
Bewitching Aura





## INFERNAL ENRAPTURESS

NAME	M	WS	BS	S	T	W	A	Ld	Sv
Infernal Enrapturess	7"	2+	2+	4	3	4	2	8	6+
An Infernal Enrapturess is a single model equipped with: heartstring lyre; ravaging claws.									
WEAPON	RANGE	TYPE			S	AP	D	ABILITIES	
Heartstring lyre	When you choose this weapon to shoot with, select one of the profiles below.								
- Cacophonous melody	18"	Assault 6			4	-1	1	-	
- Euphonic blast	24"	Assault 1			8	-3	3	-	
Ravaging claws	Melee	Melee			User	-1	2	When resolving an attack made with this weapon, on a wound roll of 6+ this weapon has an Armour Penetration characteristic of -4 for that attack.	
ABILITIES	Daemonic, Quicksilver Swiftiness, Daemonic Ritual (see <i>Codex: Chaos Daemons</i> )								
	Discordant Disruption: When a Psychic test is taken for a model within 24" of any enemy models with this ability, that model suffers Perils of the Warp on a roll that includes any doubles.								
	Harmonic Alignment: When this model attempts to summon a SLAANESH DAEMON unit using the Daemonic Ritual ability, add 3 to the summoning roll. In addition, at the start of your turn, roll one D6 for each SLAANESH DAEMON unit from your army within 6" of any friendly models with this ability; on a 6 you can return one destroyed model from that unit to the battlefield with all of its wounds remaining, placing it in unit coherency (if the model cannot be placed in this way, it is not returned to the battlefield).								
FACTION KEYWORDS	CHAOS, SLAANESH, DAEMON								
KEYWORDS	CHARACTER, INFANTRY, DAEMONETTE, HERALD OF SLAANESH, INFERNAL ENRAPTURESS								



## CONTORTED EPITOME

NAME	M	WS	BS	S	T	W	A	Ld	Sv
Contorted Epitome	12"	2+	2+	5	5	8	2	8	6+
A Contorted Epitome is a single model equipped with: coiled tentacles; ravaging claws.									
WEAPON	RANGE	TYPE			S	AP	D	ABILITIES	
Coiled tentacles	Melee	Melee			User	-2	3	-	
Ravaging claws	Melee	Melee			User	-1	2	When the bearer fights, it makes 8 additional attacks with this weapon and no more than 8 attacks can be made with this weapon. When resolving an attack made with this weapon, on a wound roll of 6+ this weapon has an Armour Penetration characteristic of -4 for that attack.	
ABILITIES	Daemonic, Quicksilver Swiftiness, Daemonic Ritual (see <i>Codex: Chaos Daemons</i> )						Swallow Energy: When this model would lose a wound as a result of a mortal wound, roll one D6; on a 2+ that wound is not lost.		
	Locus of Slaanesh: Add 1 to the Strength characteristic of models in SLAANESH DAEMON units whilst their unit is within 6" of any friendly models with this ability.						Horrible Fascination: When a unit within 6" of any enemy models with this ability is chosen to Fall Back, roll 3D6; if the total is greater than or equal to that unit's Leadership characteristic, that unit cannot Fall Back this turn.		
	Gift of Power: When a Psychic test or Deny the Witch test is taken for this model, add 1 to the total.								
PSYKER	This model can attempt to manifest two psychic powers in your Psychic phase, and attempt to deny two psychic powers in your opponent's Psychic phase. It knows <i>Smite</i> and two psychic powers from the Slaanesh discipline (see <i>Codex: Chaos Daemons</i> ).								
FACTION KEYWORDS	CHAOS, SLAANESH, DAEMON								
KEYWORDS	CHARACTER, CAVALRY, DAEMONETTE, HERALD OF SLAANESH, CONTORTED EPITOME, <b>PSYKER</b>								





# KEEPER OF SECRETS

## DAMAGE

Some of this model's characteristics change as it suffers damage, as shown below:

REMAINING W	M	A	SNAPPING CLAWS
9-16+	14"	6	4
5-8	11"	5	3
1-4	7"	4	2

NAME	M	WS	BS	S	T	W	A	Ld	Sv
Keeper of Secrets	*	2+	2+	6	7	16	*	10	6+

A Keeper of Secrets is a single model equipped with: snapping claws; witstealer sword. It has a ritual knife.

WEAPON	RANGE	TYPE	S	AP	D	ABILITIES
Living whip	6"	Assault 6	6	-2	2	This weapon can be fired even if there are enemy units within 1" of the bearer, and attacks made with this weapon can target enemy units within 1" of friendly units.
Snapping claws	Melee	Melee	User	-3	3	When the bearer fights, it makes a number of additional attacks with this weapon equal to the number shown in its damage table. When resolving an attack made with this weapon, on a wound roll of 6+ this weapon has an Armour Penetration characteristic of -4 for that attack.
Witstealer sword	Melee	Melee	+2	-3	3	When resolving an attack made by a model that has lost one or more wounds from an attack made with this weapon, subtract 1 from the hit roll.
<b>WARGEAR OPTIONS</b>	<ul style="list-style-type: none"> <li>This model can be equipped with 1 living whip instead of having a ritual knife.</li> <li>This model can have one of the following instead of having a ritual knife: shining aegis; sinisterous hand.</li> </ul>					
<b>ABILITIES</b>	<p><b>Daemonic, Quicksilver Swiftiness, Daemonic Ritual</b> (see <i>Codex: Chaos Daemons</i>)</p> <p><b>Greater Daemon:</b> When a Morale test is taken for a friendly <b>SLAANESH DAEMON</b> unit within 6" of this model, you can use this model's Leadership characteristic instead of that unit's.</p> <p><b>Delicate Precision:</b> When resolving an attack made by this model, re-roll a wound roll of 1.</p> <p><b>Shining Aegis:</b> If this model has a shining aegis, then when it would lose a wound, roll one D6; on a 6 that wound is not lost. If that wound would be lost as a result of a mortal wound, that wound is not lost on a 5+ instead of 6.</p> <p><b>Ritual Knife:</b> If this model has a ritual knife, after making a consolidate move, select one enemy unit within 1" of this model and roll one D6; on a 2-5 that unit suffers 1 mortal wound, on a 6 that unit suffers D3 mortal wounds.</p> <p><b>Mesmerising Aura:</b> When resolving an attack made with a melee weapon against this model, subtract 1 from the hit roll.</p> <p><b>Sinisterous Hand:</b> If this model has a sinisterous hand, then at the end of the Fight phase, if any enemy models that are not <b>VEHICLES</b> were destroyed as a result of an attack made with a melee weapon by this model that phase, this model regains up to D3 lost wounds.</p>					
<b>PSYKER</b>	This model can attempt to manifest two psychic powers in your Psychic phase, and attempt to deny one psychic power in your opponent's Psychic phase. It knows <i>Smite</i> and two psychic powers from the Slaanesh discipline (see <i>Codex: Chaos Daemons</i> ).					
<b>FACTION KEYWORDS</b>	CHAOS, SLAANESH, DAEMON					
<b>KEYWORDS</b>	CHARACTER, MONSTER, PSYKER, KEEPER OF SECRETS					





## HERALD OF SLAANESH ON EXALTED SEEKER CHARIOT

### DAMAGE

Some of this model's characteristics change as it suffers damage, as shown below:

REMAINING W	M	WS	A
7-12+	12"	2+	8
4-6	10"	3+	6
1-3	8"	4+	4

NAME	M	WS	BS	S	T	W	A	Ld	Sv
Herald of Slaanesh on Exalted Seeker Chariot	*	*	2+	4	5	12	*	8	4+

A Herald of Slaanesh on Exalted Seeker Chariot is a single model equipped with: lashes of torment; ravaging claws; lashing tongues.

WEAPON	RANGE	TYPE	S	AP	D	ABILITIES
Lashes of torment	6"	Assault D6	4	0	1	This weapon can be fired even if there are enemy units within 1" of the bearer, and attacks made with this weapon can target enemy units within 1" of friendly units.
Lashing tongues	Melee	Melee	4	0	1	When the bearer fights, it makes 8 additional attacks with this weapon and no more than 8 attacks can be made with this weapon.
Ravaging claws	Melee	Melee	User	-1	2	When resolving an attack made with this weapon, on a wound roll of 6+ this weapon has an Armour Penetration characteristic of -4 for that attack.
ABILITIES	<b>Daemonic, Quicksilver Swiftiness, Daemonic Ritual</b> (see <i>Codex: Chaos Daemons</i> )  <b>Locus of Slaanesh:</b> Add 1 to the Strength characteristic of models in friendly <b>SLAANESH DAEMON</b> units whilst their unit is within 6" of any models with this ability.  <b>Scything Impact:</b> After this model finishes a charge move, roll one D6 for each enemy model that is within 1" of this model; for each roll of 5+ that enemy model's unit suffers 1 mortal wound.					
PSYKER	This model can attempt to manifest one psychic power in each friendly Psychic phase, and attempt to deny one psychic power in your opponent's Psychic phase. It knows the <i>Smite</i> psychic power and one psychic power from the Slaanesh discipline (see <i>Codex: Chaos Daemons</i> ).					
FACTION KEYWORDS	CHAOS, SLAANESH, DAEMON					
KEYWORDS	CHARACTER, CHARIOT, DAEMONETTE, PSYKER, EXALTED SEEKER CHARIOT, HERALD OF SLAANESH					







# HERALD OF SLAANESH

## ON SEEKER CHARIOT



NAME	M	WS	BS	S	T	W	A	Ld	Sv
Herald of Slaanesh on Seeker Chariot	12"	2+	2+	4	5	7	6	8	4+
A Herald of Slaanesh on Seeker Chariot is a single model equipped with: lashes of torment; lashing tongues; ravaging claws.									
WEAPON	RANGE	TYPE		S	AP	D	ABILITIES		
Lashes of torment	6"	Assault D6		4	0	1	This weapon can be fired even if there are enemy units within 1" of the bearer, and attacks made with this weapon can target enemy units within 1" of friendly units.		
Lashing tongues	Melee	Melee		4	0	1	When the bearer fights, it makes 4 additional attacks with this weapon and no more than 4 attacks can be made with this weapon.		
Ravaging claws	Melee	Melee		User	-1	2	When resolving an attack made with this weapon, on a wound roll of 6+ this weapon has an Armour Penetration characteristic of -4 for that attack.		
ABILITIES	Daemonic, Quicksilver Swiftiness, Daemonic Ritual (see <i>Codex: Chaos Daemons</i> )								
	Locus of Slaanesh: Add 1 to the Strength characteristic of models in friendly SLAANESH DAEMON units whilst their unit is within 6" of any models with this ability.								
	Scything Impact: After this unit finishes a charge move, roll one D6 for each enemy model that is within 1" of this model; for each roll of 6, that model's unit suffers 1 mortal wound.								
PSYKER	This model can attempt to manifest one psychic power in your Psychic phase and attempt to deny one psychic power in your opponent's Psychic phase. It knows <i>Smite</i> and one psychic power from the Slaanesh discipline (see <i>Codex: Chaos Daemons</i> ).								
FACTION KEYWORDS	CHAOS, SLAANESH, DAEMON								
KEYWORDS	CHARACTER, CHARIOT, DAEMONETTE, PSYKER, SEEKER CHARIOT, HERALD OF SLAANESH								







## HERALD OF SLAANESH ON HELLFLAYER

NAME	M	WS	BS	S	T	W	A	Ld	Sv
Herald of Slaanesh on Hellflayer	12"	2+	2+	4	5	6	5	8	4+
A Herald of Slaanesh on Hellflayer is a single model equipped with: lashes of torment; bladed axle; lashing tongues; ravaging claws.									
WEAPON	RANGE	TYPE		S	AP	D	ABILITIES		
Lashes of torment	6"	Assault D6		4	0	1	This weapon can be fired even if there are enemy units within 1" of the bearer, and attacks made with this weapon can target enemy units within 1" of friendly units.		
Bladed axle	Melee	Melee		x2	-1	2	When the bearer fights, it makes D6 additional attacks with this weapon and no more than that number of attacks can be made with this weapon.		
Lashing tongues	Melee	Melee		4	0	1	When the bearer fights, it makes 4 additional attacks with this weapon and no more than 4 attacks can be made with this weapon.		
Ravaging claws	Melee	Melee		User	-1	2	When resolving an attack made with this weapon, on a wound roll of 6+ this weapon has an Armour Penetration characteristic of -4 for that attack.		
ABILITIES	Daemonic, Quicksilver Swiftiness, Daemonic Ritual (see <i>Codex: Chaos Daemons</i> )								
	Locus of Slaanesh: Add 1 to the Strength characteristic of models in friendly SLAANESH DAEMON units whilst their unit is within 6" of any models with this ability.								
PSYKER	This model can attempt to manifest one psychic power in each friendly Psychic phase, and attempt to deny one psychic power in your opponent's Psychic phase. It knows the <i>Smite</i> psychic power and one psychic power from the Slaanesh discipline (see <i>Codex: Chaos Daemons</i> ).								
FACTION KEYWORDS	CHAOS, SLAANESH, DAEMON								
KEYWORDS	CHARACTER, CHARIOT, DAEMONETTE, PSYKER, HELLFLAYER, HERALD OF SLAANESH								







## FIENDS

NAME	M	WS	BS	S	T	W	A	Ld	Sv
Fiend	14"	3+	-	4	4	4	4	7	6+
Blissbringer	14"	3+	-	4	4	4	5	7	6+
This unit contains 1 Fiend. It can additionally contain up to 8 Fiends ( <b>Power Rating +2</b> per model). If this unit contains at least 3 models, it can contain 1 Blissbringer instead of 1 Fiend. Every model is equipped with: dissecting claws; vicious barbed tail.									
WEAPON	RANGE	TYPE		S	AP	D	ABILITIES		
Dissecting claws	Melee	Melee		User	-1	2	When resolving an attack made with this weapon, on a wound roll of 6+ this weapon has an Armour Penetration characteristic of -4 for that attack.		
Vicious barbed tail	Melee	Melee		User	-3	D3	When the bearer fights, no more than 1 attack can be made with this weapon.		
ABILITIES	Daemonic, Quicksilver Swiftiness, Daemonic Ritual (see <i>Codex: Chaos Daemons</i> )								
	Disruptive Song: When a Psychic test is taken for a model within 12" of any enemy models with this ability, subtract 1 from the total.								
	Soporific Musk: Units within 1" of any enemy models with this ability cannot Fall Back unless they can FLY.								
FACTION KEYWORDS	CHAOS, SLAANESH, DAEMON								
KEYWORDS	BEAST, FIENDS								



## SEEKERS

NAME	M	WS	BS	S	T	W	A	Ld	Sv
Seeker	14"	3+	3+	3	3	2	2	7	6+
Heartseeker	14"	3+	3+	3	3	2	3	7	6+
This unit contains 1 Heartseeker and 4 Seekers. It can additionally contain up to 5 Seekers ( <b>Power Rating +4</b> ), up to 10 Seekers ( <b>Power Rating +8</b> ) or up to 15 Seekers ( <b>Power Rating +12</b> ). Every model is equipped with: lashing tongue; piercing claws.									
WEAPON	RANGE	TYPE		S	AP	D	ABILITIES		
Lashing tongue	Melee	Melee		4	0	1	When the bearer fights, it makes 2 additional attacks with this weapon and no more than 2 attacks can be made with this weapon.		
Piercing claws	Melee	Melee		User	-1	1	When resolving an attack made with this weapon, on a wound roll of 6+ this weapon has an Armour Penetration characteristic of -4 for that attack.		
WARGEAR OPTIONS	<ul style="list-style-type: none"><li>• 1 Seeker that does not have an Instrument of Chaos can have a Daemonic Icon.</li><li>• 1 Seeker that does not have a Daemonic Icon can have an Instrument of Chaos.</li></ul>								
ABILITIES	<b>Daemonic, Quicksilver Swiftiness, Daemonic Ritual</b> (see <i>Codex: Chaos Daemons</i> )						<b>Daemonic Icon:</b> If this unit has a Daemonic Icon, then when a Morale test is taken for this unit, on a roll of 1 it is automatically passed and you can return up to D3 destroyed models from this unit to the battlefield with all of their wounds remaining, placing them in unit coherency (if a model cannot be placed in this way, it is not returned to the battlefield).		
	<b>Unholy Speed:</b> When a charge roll is made for this unit, you can re-roll the dice.								
	<b>Instrument of Chaos:</b> If this unit has an Instrument of Chaos, then when an Advance or charge roll is made for this unit, add 1 to the roll.								
FACTION KEYWORDS	CHAOS, SLAANESH, DAEMON								
KEYWORDS	CAVALRY, DAEMONETTE, SEEKERS								





# HORRORS



NAME	M	WS	BS	S	T	W	A	Ld	Sv
Pink Horror	6"	4+	4+	3	3	1	1	7	6+
Blue Horror	6"	5+	-	2	3	1	1	7	6+
Pair of Brimstone Horrors	6"	5+	-	1	3	1	2	7	6+
Iridescent Horror	6"	4+	4+	3	3	1	2	7	6+

This unit can contain any combination of the following models: Pink Horrors, Blue Horrors, Pairs of Brimstone Horrors. This unit contains 10 models. It can additionally contain up to 10 models (**Power Rating +3**) or up to 20 models (**Power Rating +6**). This unit can contain 1 Iridescent Horror instead of 1 Pink Horror. The Iridescent Horror and every Pink Horror are equipped with: coruscating flames.

WEAPON	RANGE	TYPE	S	AP	D	ABILITIES
Coruscating flames	18"	Assault 2	User	0	1	-

<b>WARGEAR OPTIONS</b>	<ul style="list-style-type: none"> <li>For every 10 models this unit contains, 1 Pink Horror that does not have an Instrument of Chaos can have a Daemonic Icon.</li> <li>For every 10 models this unit contains, 1 Pink Horror that does not have a Daemonic Icon can have an Instrument of Chaos.</li> </ul>
------------------------	--

<b>ABILITIES</b>	<p><b>Daemonic Ritual</b> (see <i>Codex: Chaos Space Marines</i>, <i>Codex: Thousand Sons</i> or <i>Codex: Chaos Daemons</i>)</p> <p><b>Iridescent Horror:</b> An Iridescent Horror counts as a Pink Horror for the purposes of this unit's other abilities.</p> <p><b>Split:</b> When a Pink Horror in this unit is destroyed in any phase other than the Morale phase, you can add up to 2 Blue Horrors to this unit before removing that Pink Horror from play. When a Blue Horror in this unit is destroyed in any phase other than the Morale phase, you can add 1 Pair of Brimstone Horrors to this unit before removing that Blue Horror from play. When adding a model to this unit using this ability, it must be placed in unit coherency and more than 1" away from any enemy models (if a model cannot be placed in this way, it is not added to the unit).</p> <p><i>Matched Play: Models added to this unit using the Split ability must be paid for with reinforcement points, but can take the unit above its starting size.</i></p> <p><b>Ephemeral Daemons:</b> Pink Horrors have an invulnerable save of 4+. Blue Horrors have an invulnerable save of 5+. Pairs of Brimstone Horrors have an invulnerable save of 6+.</p> <p><b>Magical Horde:</b> Whilst this unit contains 20 or more Pink Horrors, the Type characteristic of Coruscating Flames that models in this unit are equipped with is Assault 3.</p> <p><b>Psyker Unit:</b> Before manifesting or denying a psychic power with this unit, select one model in this unit to be the source. When manifesting or denying that psychic power, measure distances and, if required, line of sight from that model. If this unit suffers Perils of the Warp, it suffers D3 mortal wounds as described in the core rules, but units within 6" will only suffer mortal wounds if the Perils of the Warp causes the last model in this unit to be slain.</p> <p><b>Magic Made Manifest:</b> When a Psychic test or Deny the Witch test is taken for this unit, roll one D6 instead of 2D6. In addition, when this unit manifests <i>Smite</i> whilst it contains fewer than 10 Pink Horrors, the closest visible enemy unit within 18" can only suffer 1 mortal wound, irrespective of the result of the Psychic test.</p> <p><b>Brimstone Horror:</b> When a Pair of Brimstone Horrors in this unit is selected as the source for manifesting or denying a psychic power, that model is destroyed after that psychic power has been resolved or denied.</p> <p><b>Daemonic Icon:</b> If this unit has any Daemonic Icons, then when a Morale test is taken for this unit, on a roll of 1 it is automatically passed and you can return up to D6 destroyed Pink Horrors from this unit to the battlefield with 1 wound remaining, placing them in unit coherency (if a model cannot be placed in this way, it is not returned to the battlefield).</p> <p><b>Instrument of Chaos:</b> If this unit has any Instruments of Chaos, then when an Advance or charge roll is made for this unit, add 1 to the roll.</p>
------------------	--

<b>PSYKER</b>	This unit can attempt to manifest one psychic power in your Psychic phase, and attempt to deny one psychic power in your opponent's Psychic phase. It knows <i>Smite</i> .
---------------	--

<b>FACTION KEYWORDS</b>	CHAOS, TZEENTCH, DAEMON
-------------------------	-------------------------

<b>KEYWORDS</b>	INFANTRY, PSYKER, HORRORS
-----------------	---------------------------



<div><div><div><div><div></div><div>6</div></div><div>POWER</div></div><div>BLOODCRUSHERS</div></div></div>									
NAME	M	WS	BS	S	T	W	A	Ld	Sv
Bloodcrusher	8"	3+	3+	5	4	4	3	7	4+
Bloodhunter	8"	3+	3+	5	4	4	4	7	4+
This unit contains 1 Bloodhunter and 2 Bloodcrushers. It can additionally contain up to 3 Bloodcrushers ( <b>Power Rating +6</b> ), up to 6 Bloodcrushers ( <b>Power Rating +12</b> ) or up to 9 Bloodcrushers ( <b>Power Rating +18</b> ). Every model is equipped with: bladed horn; hellblade.									
WEAPON	RANGE	TYPE		S	AP	D	ABILITIES		
Bladed horn	Melee	Melee		User	-1	1	When the bearer fights, it makes 3 additional attacks with this weapon and no more than 3 attacks can be made with this weapon. When resolving an attack made with this weapon in a turn in which the bearer made a charge move, this weapon has a Strength characteristic of +2 for that attack.		
Hellblade	Melee	Melee		User	-3	1	When resolving an attack made with this weapon, on a wound roll of 6+ this weapon has a Damage characteristic of 2 for that attack.		
WARGEAR OPTIONS		<ul style="list-style-type: none"><li>• 1 model that does not have an Instrument of Chaos can have a Daemonic Icon.</li><li>• 1 model that does not have a Daemonic Icon can have an Instrument of Chaos.</li></ul>							
ABILITIES		<b>Daemonic, Unstoppable Ferocity, Daemonic Ritual</b> (see <i>Codex: Chaos Daemons</i> )  <b>Instrument of Chaos:</b> If this unit has an Instrument of Chaos, then when an Advance or charge roll is made for this unit, add 1 to the roll.					<b>Daemonic Icon:</b> If this unit has a Daemonic Icon, then when a Morale test is taken for this unit, on a roll of 1 it is automatically passed and you can return one destroyed model from this unit to the battlefield with all of its wounds remaining, placing it in unit coherency (if the model cannot be placed in this way, it is not returned to the battlefield).		
FACTION KEYWORDS		CHAOS, KHORNE, DAEMON							
KEYWORDS		CAVALRY, BLOODLETTER, BLOODCRUSHERS							

<div><div><div><div></div><div>4</div><div>POWER</div></div></div><div>FLESH HOUNDS</div></div>									
NAME	M	WS	BS	S	T	W	A	Ld	Sv
Flesh Hound	10"	3+	-	4	4	2	2	7	6+
Gore Hound	10"	3+	6+	4	4	2	2	7	6+
This unit contains 5 Flesh Hounds. It can additionally contain up to 5 Flesh Hounds ( <b>Power Rating +4</b> ), up to 10 Flesh Hounds ( <b>Power Rating +8</b> ) or up to 15 Flesh Hounds ( <b>Power Rating +12</b> ). For every 5 models this unit contains, it can contain 1 Gore Hound instead of 1 Flesh Hound. Every Gore Hound is equipped with: burning roar; gore-drenched fangs. Every Flesh Hound is equipped with: gore-drenched fangs.									
WEAPON	RANGE	TYPE		S	AP	D	ABILITIES		
Burning roar	8"	Assault D6		4	0	1	When resolving an attack made with this weapon, do not make a hit roll: it automatically scores a hit		
Gore-drenched fangs	Melee	Melee		User	-1	1	-		
ABILITIES	Daemonic, Unstoppable Ferocity, Daemonic Ritual (see <i>Codex: Chaos Daemons</i> )								
Collar of Khorne: Once in each of your opponent's Psychic phases, you can select one model in this unit to attempt to resist a psychic power in the same manner as a <b>PSYKER</b> by taking a Deny the Witch test. To do so, that model must be within 24" of the enemy model manifesting that psychic power.									
FACTION KEYWORDS	CHAOS, KHORNE, DAEMON								
KEYWORDS	BEAST, FLESH HOUNDS								







# FORTIFICATIONS

**As darkness deepens across the galaxy, every world of the Imperium finds itself besieged. At such a dire time, the importance of solid walls and tireless guns is greater than ever. The fortresses and strongholds of the Imperium are nigh-impregnable and bristling with defensive weaponry. The tides of heretic and xenos armies break against them like surf on the shore.**

Upon the ornate cartologues of the Adeptus Terra, the Emperor's realm appears as a unified fastness, fancifully illuminated with gothic flourishes and proud aquilas. Commanders and savants casting their gaze over these miles-wide star maps would be forgiven for envisioning Mankind stood shoulder-to-shoulder across the stars, a resolute wall of faith against which the most tireless of their numerous foes must surely dash themselves to ruin.

Sadly for Humanity, the reality is rather different.

The Imperium is immense, but it is also scattered. Many Imperial star systems are virtually isolated by distance and the turbulent channels of the warp. Rather than a unified whole, the Imperium is more akin to thousands of vassal nations, linked only by their faith and surrounded on all sides by the dangerous darkness of the void.

Conscious of the terrors that may fall upon them at any moment, all but the most neglectful of Imperial governors raise fortifications and planetary defence garrisons. So have the Emperor's worlds ever looked to their own defence in the face of piratical raids, xenos invasions or the nefarious and sinister attentions of heretics.

With the coming of the Great Rift, such defences have become more crucial than ever before. The deranged servants of Chaos spill from the warp in endless waves, battering at the Imperial defences in an endless, frenzied assault. Xenos incursions become ever more common as alien races prey upon weakened worlds, or else flee en masse from the coming of yet worse things at their backs. Madness, heresy and despair run rife, leading world after world down the dark road to insurrection and civil war.

Faced with such threats, the warriors of the Imperium gather behind their defences, fighting to repel wave after wave of pitiless attackers even as their engineers and castellans shore up the barricades and raise monolithic new fortresses to hold back the foe. For many Imperial strongholds it has become an endless, grinding siege in which victory is simple survival, and defences must be raised as swiftly as they are brought crashing down. Fortunately for the myriad worlds of the Imperium, the standard template defensive structures raised for their protection are mighty indeed.

Built from plasteel and reinforced ferrocrete, wreathed in crackling force fields and clouds of blessed incense, the fortifications of the Imperium stand obstinate and inviolate





against any who would see their inhabitants slaughtered. Many boast emplaced heavy weaponry, murderous guns fed from armoured hoppers and directed either by the warriors sheltering within the fortification, or else by servitor-brain components and auto-targeting machine spirits wired directly into the weapons themselves. To advance upon such towering bastions is to face a wall of overlapping firepower that makes a mockery of cover. Victims are channelled into carefully calculated killing grounds, where tanks are reduced to smouldering wreckage and soldiers to bullet-riddled corpses.

Simplest of these defences are the prefabricated barricades of the Aegis Defence Lines, and the corpse-shored trench networks of the Wall of Martyrs. In both cases, such obstructions give shelter to infantrymen, artillery teams and the like that hunker behind them, their reinforced structures durable enough to shrug off all but the most ferocious enemy fire. Imperial engineers or Adeptus Mechanicus servitors can raise such defences with swift efficiency. On many Imperial war fronts these barricades and trench lines can stretch for mile upon mile, deployed in ablative layers that reach back from the front, spreading out from larger fortifications like fractal webs.

Bunkers and bastions are also common sights on many Imperial worlds, their stark silhouettes rising over lurking minefields and rusting nests of razor wire. Whether they be lone fortifications, raised to guard outlying highways and passes, or networks of towers and bunkers constructed by the dozen around crucial strategic assets, these slab-sided fastnesses offer protection to Imperial soldiery and death to their foes. Fire support elements such as Space Marine Devastators and Astra Militarum Heavy Weapon Squads often favour Imperial Bastions, making the most of their improved protection and commanding sight-lines, while

officers and command sections regularly quarter themselves in Imperial Bunkers, where they can spread out maps and charts, and endure the worst bombardments that the foe can hurl their way.

The armies of the Imperium also deploy larger and rarer fortifications, many being air-dropped into war zones in prefabricated sections to allow for swift assembly and auto-sanctification. Firestorm Redoubts and Vengeance Weapon Batteries provide heavy fire support as well as armoured durability. Their guns blast enemy aircraft from the skies, and mow down the infantry and armour of the foe with an array of servitor-guided guns. Vast weapons emplacements such as the Plasma Obliterator and the Macro-cannon Aquila Strongpoint dominate battlefields, unleashing firepower of a magnitude that hurls Titans from their feet, or punching shots up through the atmosphere to tear the guts from enemy spacecraft. Most terrifying of all is the Vortex Missile Aquila Strongpoint, whose intercontinental empyric destabilisation warheads are fired only as a last resort to unleash the unbound fury of the warp upon the foe.

Finally, there are those structures that provide exceptional support to defending armies. Void Shield Generators use arcane and ineffable technologies to project thrumming force fields that ward away incoming firepower and render nearby friendly warriors inviolate to harm. Meanwhile, Skyshield Landing Pads provide forward staging posts for squadrons of Imperial aircraft, allowing them to land, repair, refuel and re-arm without needing to return to the Imperial rear lines or orbiting spacecraft. This extends the range of such aerial assets enormously, while in extremis the armoured barricades that ring the landing pad can be raised, providing protection to craft and defenders alike should the enemy forces break through and attack.







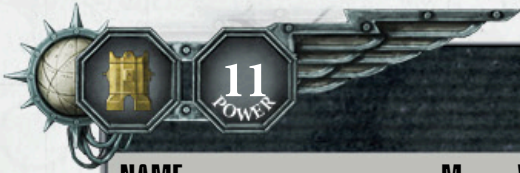
## AEGIS DEFENCE LINE

NAME	M	WS	BS	S	T	W	A	Ld	Sv
Gun Emplacement	-	-	5+	-	7	3	-	-	4+
This unit contains 4 Large Shield Sections and 4 Small Shield Sections. It can also contain 1 Gun Emplacement. The Gun Emplacement is equipped with: Icarus lascannon.									
WEAPON	RANGE	TYPE		S	AP	D	ABILITIES		
Icarus lascannon	96"	Heavy 1		9	-3	D6	When resolving an attack made with this weapon, add 1 to the hit roll if the target can <b>FLY</b> ; otherwise subtract 1 from the hit roll.		
Quad-gun	48"	Heavy 8		7	-1	1	When resolving an attack made with this weapon, add 1 to the hit roll if the target can <b>FLY</b> ; otherwise subtract 1 from the hit roll.		
WARGEAR OPTIONS	• The Gun Emplacement can be equipped with 1 quad-gun instead of 1 Icarus lascannon.								
ABILITIES	<b>Static Defence Network:</b> Each Small Shield Section and Large Shield Section in this unit must be set up so that it is in end-to-end contact with at least one other Small Shield Section or Large Shield Section in this unit, and this unit's Gun Emplacement must be set up within 6" of any Small Shield Section or Large Shield Section in this unit. After it is set up, this unit's Small Shield Sections and Large Shield Sections are treated as a single terrain feature that follows the rules for Barricades (pg 106).								
ABILITIES (GUN EMPLACEMENT ONLY)	<b>Immobile:</b> This model cannot move for any reason, nor can it fight in the Fight phase. When resolving an attack made against this model in the Fight phase, do not make a hit roll: it automatically scores a hit. This model can shoot in your Shooting phase even if there are enemy units within 1" of it, and friendly units can target enemy units that are within 1" of this model.  <b>Automated Weapons:</b> Unless a friendly <b>INFANTRY</b> model is within 1" of this model, this model can only target the closest visible enemy unit when it makes attacks. If two or more units are equally close, you can choose which is targeted.								
FACTION KEYWORDS	UNALIGNED								
KEYWORDS	AEGIS DEFENCE LINE								
KEYWORDS (GUN EMPLACEMENT ONLY)	VEHICLE, GUN EMPLACEMENT								



An Imperial regiment prepares to fend off a planetary invasion, presenting a bristling wall of lasguns and artillery to the foe.





## IMPERIAL BASTION



NAME	M	WS	BS	S	T	W	A	Ld	Sv
Imperial Bastion	-	-	5+	-	9	20	-	-	3+
An Imperial Bastion is a single model equipped with: 4 heavy bolters.									
WEAPON	RANGE	TYPE		S	AP	D	ABILITIES		
Heavy bolter	36"	Heavy 3		5	-1	1	-		
Icarus lascannon	96"	Heavy 1		9	-3	D6	When resolving an attack made with this weapon, add 1 to the hit roll if the target can <b>FLY</b> ; otherwise subtract 1 from the hit roll.		
Quad-gun	48"	Heavy 8		7	-1	1	When resolving an attack made with this weapon, add 1 to the hit roll if the target can <b>FLY</b> ; otherwise subtract 1 from the hit roll.		
WARGEAR OPTIONS	• This model can additionally be equipped with one of the following: 1 Icarus lascannon; 1 quad-gun.								
ABILITIES	<p><b>Immobile:</b> This model cannot move for any reason, nor can it fight in the Fight phase. When resolving an attack made against this model in the Fight phase, do not make a hit roll: it automatically scores a hit. This model can shoot in your Shooting phase even if there are enemy units within 1" of it, and friendly units can target enemy units that are within 1" of this model.</p> <p><b>Automated Weapons:</b> Unless a friendly unit is embarked aboard this model, it can only target the closest visible enemy unit when it makes attacks. If two or more units are equally close, you can choose which is targeted.</p> <p><b>Fire Points:</b> Up to 10 models embarked aboard this model can shoot in your Shooting phase, measuring distances and drawing line of sight from any point on this model. When they do so, any restrictions and modifiers that apply to this model also apply to its embarked models.</p> <p><b>Explodes:</b> When this model is destroyed, roll one D6 before any embarked models disembark, and before removing it from play. On a 6 it explodes, and each unit within 2D6" suffers D3 mortal wounds.</p> <p><b>Designer's Note:</b> <i>If you cannot physically remove this model from your battlefield when it is destroyed (because, for example, it is glued to the surface) then regardless of whether it explodes or not, it is wrecked – from that point on, models can no longer embark inside it, it can no longer shoot etc.</i></p>								
TRANSPORT	This model has a transport capacity of two <b>INFANTRY</b> units, up to a total of 20 models.								
	<b>Designer's Note:</b> <i>When you embark models onto an Imperial Bastion, you may find it useful to place some of them on the battlements to remind you which unit(s) are inside the fortification.</i>								
FACTION KEYWORDS	UNALIGNED								
KEYWORDS	BUILDING, VEHICLE, TRANSPORT, IMPERIAL BASTION								




## IMPERIAL DEFENCE LINE



This unit contains 2 Trench Sections and up to 4 End Sections. It can instead contain 3 Defence Emplacement Sections and up to 2 End Sections.	
ABILITIES	<p><b>Static Defence Network:</b> Every model in this unit must be set up so that it is in end-to-end contact with at least one other friendly WALL OF MARTYRS model. After it is set up, models in this unit are treated as terrain features that follow the rules for Barricades (pg 106).</p> <p><b>Stalwart Defence:</b> Add 1 to the Leadership characteristic of models in IMPERIUM INFANTRY units whilst their unit is within an Imperial Defence Line.</p>
FACTION KEYWORDS	UNALIGNED
KEYWORDS	WALL OF MARTYRS, IMPERIAL DEFENCE LINE






# IMPERIAL BUNKER

NAME	M	WS	BS	S	T	W	A	Ld	Sv
Imperial Bunker	-		5+	-	8	12	-	-	3+
An Imperial Bunker is a single model.									
WEAPON	RANGE	TYPE		S	AP	D	ABILITIES		
Icarus lascannon	96"	Heavy 1		9	-3	D6	When resolving an attack made with this weapon, add 1 to the hit roll if the target can <b>FLY</b> ; otherwise subtract 1 from the hit roll.		
Quad-gun	48"	Heavy 8		7	-1	1	When resolving an attack made with this weapon, add 1 to the hit roll if the target can <b>FLY</b> ; otherwise subtract 1 from the hit roll.		
WARGEAR OPTIONS	• This model can be equipped with 1 Icarus lascannon or 1 quad-gun.								
ABILITIES	<p><b>Immobile:</b> This model cannot move for any reason, nor can it fight in the Fight phase. When resolving an attack made against this model in the Fight phase, do not make a hit roll: it automatically scores a hit. This model can shoot in your Shooting phase even if there are enemy units within 1" of it, and friendly units can target enemy units that are within 1" of this model.</p> <p><b>Designer's Note:</b> <i>If you cannot physically remove this model from your battlefield when it is destroyed (because, for example, it is glued to the surface) then regardless of whether it explodes or not, it is wrecked – from that point on, models can no longer embark inside it, it can no longer shoot etc.</i></p>						<p><b>Fire Points:</b> Up to 5 models embarked aboard this model can shoot in your Shooting phase, measuring distances and drawing line of sight from any point on this model. When they do so, any restrictions and modifiers that apply to this model also apply to its embarked models.</p> <p><b>Explodes:</b> When this model is destroyed, roll one D6 before any embarked models disembark, and before removing it from play. On a 6 it explodes, and each unit within D6" suffers D3 mortal wounds.</p> <p><b>Automated Weapons:</b> Unless a friendly unit is embarked aboard this model, it can only target the closest visible enemy unit when it makes attacks. If two or more units are equally close, you can choose which is targeted.</p>		
TRANSPORT	This model has a transport capacity of 2 <b>INFANTRY</b> units, up to a total of 10 models.								
<p><b>Designer's Note:</b> <i>When you embark models onto an Imperial Bunker, you may find it useful to place some of them on the battlements to remind you which unit(s) are inside the fortification.</i></p>									
FACTION KEYWORDS	UNALIGNED								
KEYWORDS	BUILDING, VEHICLE, TRANSPORT, WALL OF MARTYRS, IMPERIAL BUNKER								





# VENGEANCE WEAPON BATTERIES



NAME	M	WS	BS	S	T	W	A	Ld	Sv
Vengeance Weapon Battery	-	-	5+	-	8	10	-	-	3+
This unit contains 1 Vengeance Weapon Battery. It can additionally contain 1 Vengeance Weapon Battery ( <b>Power Rating +7</b> ). Every model is equipped with: punisher gatling cannon.									
WEAPON	RANGE	TYPE		S	AP	D	ABILITIES		
Battle cannon	72"	Heavy D6		8	-2	D3	-		
Punisher gatling cannon	24"	Heavy 20		5	0	1	-		
Quad Icarus lascannon	96"	Heavy 4		9	-3	D6	When resolving an attack made with this weapon, add 1 to the hit roll if the target can <b>FLY</b> ; otherwise subtract 1 from the hit roll.		
WARGEAR OPTIONS	• Any model can be equipped with one of the following instead of 1 punisher gatling cannon: 1 battle cannon; 1 quad Icarus lascannon.								
ABILITIES	<b>Immobilized:</b> This model cannot move for any reason, nor can it fight in the Fight phase. When resolving an attack made against this model in the Fight phase, do not make a hit roll: it automatically scores a hit. This model can shoot in your Shooting phase even if there are enemy units within 1" of it, and friendly units can target enemy units that are within 1" of this model  <b>Fully Automated Weapons:</b> This model's weapons can only target the closest visible enemy unit. Attacks made with a quad Icarus lascannon can instead target the closest visible enemy unit that can <b>FLY</b> . In either case, if two or more units are equally close, you can choose which is targeted.						<b>Explodes:</b> When this model is destroyed, roll one D6 before removing it from play. On a 6 it explodes, and each unit within 2D6" suffers D3 mortal wounds.  <b>Designer's Note:</b> <i>If you cannot physically remove this model from your battlefield when it is destroyed (because, for example, it is glued to the surface) then regardless of whether it explodes or not, it is wrecked – from that point on, models can no longer target it, it can no longer shoot etc.</i>		
FACTION KEYWORDS	UNALIGNED								
KEYWORDS	BUILDING, VEHICLE, WALL OF MARTYRS, VENGEANCE WEAPON BATTERIES								







# FIRESTORM REDOUBT



NAME	M	WS	BS	S	T	W	A	Ld	Sv
Firestorm Redoubt	-	-	5+	-	8	20	-	-	3+
A Firestorm Redoubt is a single model equipped with: 2 quad Icarus lascannons.									
WEAPON	RANGE	TYPE			S	AP	D	ABILITIES	
Battle cannon	72"	Heavy D6			8	-2	D3	-	
Punisher gatling cannon	24"	Heavy 20			5	0	1	-	
Quad Icarus lascannon	96"	Heavy 4			9	-3	D6	When resolving an attack made with this weapon, add 1 to the hit roll if the target can <b>FLY</b> ; otherwise subtract 1 from the hit roll.	
WARGEAR OPTIONS	• For each quad Icarus lascannon this model is equipped with, it can instead be equipped with one of the following: 1 battle cannon; 1 punisher gatling cannon.								
ABILITIES	<p><b>Automated Weapons:</b> Unless a friendly unit is embarked aboard this model, this model's weapons can only target the closest visible enemy unit. Attacks made with a quad Icarus lascannon can instead target the closest visible enemy unit that can <b>FLY</b>. In either case, if two or more units are equally close, you can choose which is targeted.</p> <p><b>Explodes:</b> When this model is destroyed, roll one D6 before any embarked models disembark, and before removing it from play. On a 6 it explodes, and each unit within 2D6" suffers D3 mortal wounds.</p> <p><b>Fire Points:</b> Up to 10 models embarked aboard this model can shoot in your Shooting phase, measuring distances and drawing line of sight from any point on this model. When they do so, any restrictions and modifiers that apply to this model also apply to its embarked models.</p>						<p><b>Immobile:</b> This model cannot move for any reason, nor can it fight in the Fight phase. When resolving an attack made against this model in the Fight phase, do not make a hit roll: it automatically scores a hit. This model can shoot in your Shooting phase even if there are enemy units within 1" of it, and friendly units can target enemy units that are within 1" of this model.</p> <p><b>Designer's Note:</b> <i>If you cannot physically remove this model from your battlefield when it is destroyed (because, for example, it is glued to the surface) then regardless of whether it explodes or not, it is wrecked – from that point on, models can no longer embark inside it, it can no longer shoot etc.</i></p>		
TRANSPORT	This model has a transport capacity of 2 <b>INFANTRY</b> units, up to a total of 20 models.								
<b>Designer's Note:</b> <i>When you embark models onto a Firestorm Redoubt, you may find it useful to place some of them on the battlements to remind you which unit(s) are inside the fortification.</i>									
FACTION KEYWORDS	UNALIGNED								
KEYWORDS	BUILDING, VEHICLE, TRANSPORT, WALL OF MARTYRS, FIRESTORM REDOUBT								



A Firestorm Redoubt's lascannons spit a hail of superheated death into the sky, blasting enemy aircraft to lumps of blackened metal.



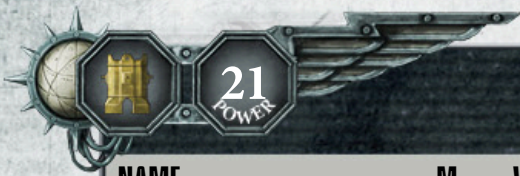


# PLASMA OBLITERATOR

NAME	M	WS	BS	S	T	W	A	Ld	Sv
Plasma Obliterator	-	-	5+	-	9	20	-	-	3+
A Plasma Obliterator is a single model equipped with: plasma obliterator.									
WEAPON	RANGE	TYPE		S	AP	D	ABILITIES		
Plasma obliterator	72"	Heavy 2D6		8	-3	2	For each hit roll of 1 made for attacks with this weapon, the bearer suffers 1 mortal wound after shooting with this weapon.		
ABILITIES	<b>Immobile:</b> This model cannot move for any reason, nor can it fight in the Fight phase. When resolving an attack made against this model in the Fight phase, do not make a hit roll: it automatically scores a hit. This model can shoot in your Shooting phase even if there are enemy units within 1" of it, and friendly units can target enemy units that are within 1" of this model.						<b>Fire Points:</b> Up to 10 models embarked aboard this model can shoot in your Shooting phase, measuring distances and drawing line of sight from any point on this model. When they do so, any restrictions and modifiers that apply to this model also apply to its embarked models.		
	<b>Automated Weapons:</b> Unless a friendly unit is embarked aboard, this model's weapons can only target the closest visible enemy unit. If two or more units are equally close, you can choose which is targeted.						<b>Explodes:</b> When this model is destroyed, roll one D6 before any embarked models disembark, and before removing it from play. On a 4+ it explodes, and each unit within D6" suffers D6 mortal wounds.		
TRANSPORT	This model has a transport capacity of 2 INFANTRY units, up to a total of 20 models.								
FACTION KEYWORDS	UNALIGNED								
KEYWORDS	BUILDING, VEHICLE, TRANSPORT, PLASMA OBLITERATOR								







# MACRO-CANNON AQUILA STRONGPOINT

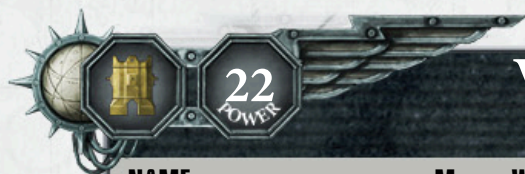


NAME	M	WS	BS	S	T	W	A	Ld	Sv
Macro-cannon Aquila Strongpoint	-	-	5+	-	10	30	-	-	3+
A Macro-cannon Aquila Strongpoint is a single model equipped with: Aquila macro-cannon.									
WEAPON	RANGE	TYPE		S	AP	D	ABILITIES		
Aquila macro-cannon	When you choose this weapon to shoot with, select one of the profiles below.								
- Macro shell	72"	Heavy D6		14	-3	D6	When resolving an attack made with this weapon, a damage roll of 1 or 2 counts as 3 instead.		
- Quake shell	180"	Heavy 2D6		9	-2	D3	-		
Heavy bolter	36"	Heavy 3		5	-1	1	-		
WARGEAR OPTIONS	• This model can additionally be equipped with up to 4 heavy bolters.								
ABILITIES	<p><b>Immobile:</b> This model cannot move for any reason, nor can it fight in the Fight phase. When resolving an attack made against this model in the Fight phase, do not make a hit roll: it automatically scores a hit. This model can shoot in your Shooting phase even if there are enemy units within 1" of it, and friendly units can target enemy units that are within 1" of this model.</p> <p><b>Designer's Note:</b> <i>If you cannot physically remove this model from your battlefield when it is destroyed (because, for example, it is glued to the surface) then regardless of whether its magazine explodes or not, it is wrecked – from that point on, models can no longer embark inside it, it can no longer shoot etc.</i></p>						<p><b>Fire Points:</b> Up to 15 models embarked aboard this model can shoot in your Shooting phase, measuring distances and drawing line of sight from any point on this model. When they do so, any restrictions and modifiers that apply to this model also apply to its embarked models.</p> <p><b>Explodes:</b> When this model is destroyed, roll one D6 before any embarked models disembark, and before removing it from play. On a 6 it explodes, and each unit within 2D6" suffers D6 mortal wounds.</p> <p><b>Automated Weapons:</b> Unless a friendly unit is embarked aboard this model, it can only target the closest visible enemy unit when it makes attacks. If two or more units are equally close, you may chose which is targeted.</p>		
TRANSPORT	This model has a transport capacity of 2 INFANTRY units, up to a total of 30 models.								
<p><b>Designer's Note:</b> <i>When you embark models onto a Macro-cannon Aquila Strongpoint, you may find it useful to place some of them on the battlements to remind you which unit(s) are inside the fortification.</i></p>									
FACTION KEYWORDS	UNALIGNED								
KEYWORDS	BUILDING, VEHICLE, TRANSPORT, WALL OF MARTYRS, AQUILA STRONGPOINT, MACRO-CANNON								



An Aquila Strongpoint is designed to obliterate enemy super-heavy armour with its fearsome macro-cannon.





## VORTEX MISSILE AQUILA STRONGPOINT



NAME	M	WS	BS	S	T	W	A	Ld	Sv
Vortex Missile Aquila Strongpoint	-	-	5+	-	10	30	-	-	3+
A Vortex Missile Aquila Strongpoint is a single model equipped with: vortex missile battery.									
WEAPON	RANGE	TYPE		S	AP	D	ABILITIES		
Heavy bolter	36"	Heavy 3		5	-1	1	-		
Vortex missile battery	180"	Heavy D6		-	-	-	This weapon can target units that are not visible to the bearer, even when firing in accordance with the Automated Weapons ability. When resolving an attack made with this weapon, if a hit is scored the target suffers D6 mortal wounds. If a model in the target unit loses any wounds as a result of those mortal wounds but is not destroyed, roll another D6; on a 6 that model suffers a further D6 mortal wounds.		
WARGEAR OPTIONS	• This model can additionally be equipped with up to 4 heavy bolters.								
ABILITIES	<b>Containment Failure:</b> When this model is destroyed, before any embarked models disembark, its vortex missiles explode. Each unit within 2D6" suffers D6 mortal wounds. If a model loses any wounds as a result of those mortal wounds but is not destroyed, roll another D6; on a 6 that model suffers a further D6 mortal wounds.				<b>Fire Points:</b> Up to 15 models embarked aboard this model can shoot in your Shooting phase, measuring distances and drawing line of sight from any point on this model. When they do so, any restrictions and modifiers that apply to this model also apply to its embarked models.				
	<b>Designer's Note:</b> <i>If you cannot physically remove this model from your battlefield when it is destroyed (because, for example, it is glued to the surface) then it is wrecked – from that point on, models can no longer embark inside it, it can no longer shoot etc.</i>				<b>Immobile:</b> This model cannot move for any reason, nor can it fight in the Fight phase. When resolving an attack made against this model in the Fight phase, do not make a hit roll: it automatically scores a hit. This model can shoot in your Shooting phase even if there are enemy units within 1" of it, and friendly units can target enemy units that are within 1" of this model.				
	<b>Automated Weapons:</b> Unless a friendly unit is embarked aboard this model, it can only target the closest visible enemy unit when it makes attacks. If two or more units are equally close, you may chose which is targeted.								
TRANSPORT	This model has a transport capacity of 2 INFANTRY units, up to a total of 30 models.								
	<b>Designer's Note:</b> <i>When you embark models onto a Vortex Missile Aquila Strongpoint, you may find it useful to place some of them on the battlements to remind you which unit(s) are inside the fortification.</i>								
FACTION KEYWORDS	UNALIGNED								
KEYWORDS	BUILDING, VEHICLE, TRANSPORT, WALL OF MARTYRS, AQUILA STRONGPOINT, VORTEX MISSILE								



## VOID SHIELD GENERATOR



NAME	M	WS	BS	S	T	W	A	Ld	Sv
Void Shield Generator	-	-	-	-	8	18	-	-	4+
A Void Shield Generator is a single model.									
ABILITIES	Immobilized: This model cannot move for any reason, nor can it fight in the Fight phase. When resolving an attack made against this model in the Fight phase, do not make a hit roll: it automatically scores a hit. In addition, friendly units can target enemy units that are within 1" of this model.						Projected Void Shields: Models wholly within 12" of this model have a 5+ invulnerable save against attacks made in the Shooting phase if the firing model is not also wholly within 12" of this model.		
FACTION KEYWORDS	UNALIGNED								
KEYWORDS	BUILDING, VEHICLE, VOID SHIELD GENERATOR								





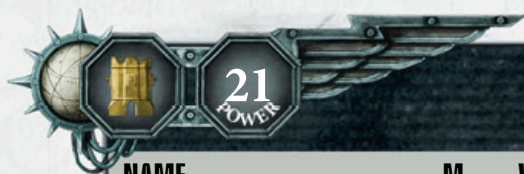
# SKYSHIELD LANDING PAD

NAME	M	WS	BS	S	T	W	A	Ld	Sv
Skyshield Landing Pad	-	-	-	-	8	20	-	-	4+
A Skyshield Landing Pad is a single model.									
<b>ABILITIES</b>		<p><b>Landing Pad Configuration:</b> Units can move across this model as if it were a terrain feature. When this model is set up on the battlefield, select either the Shielded or Unfurled configuration to be in effect. At the start of your Movement phase, if there are no enemy models within 1" of the Skyshield Landing Pad, you can change which configuration is in effect:</p> <ul style="list-style-type: none"> <li>• <b>Shielded:</b> Whilst this configuration is in effect, models that are on top of the Skyshield Landing Pad have a 5+ invulnerable save against attacks made in the Shooting phase if the attacking model is not also on top of the Skyshield Landing Pad. The Skyshield Landing Pad itself does not receive an invulnerable save in this manner.</li> <li>• <b>Unfurled:</b> Whilst this configuration is in effect, if a friendly <b>VEHICLE</b> unit with the <b>FLYER</b> Battlefield Role spends its entire turn on top of a Skyshield Landing Pad in this configuration, that model regains up to D3 lost wounds at the end of the turn.</li> </ul> <p><b>Immobile:</b> This model cannot move for any reason, nor can it fight in the Fight phase. When resolving an attack made against this model in the Fight phase, do not make a hit roll: it automatically scores a hit. In addition, units can target enemy units that are within 1" of this model.</p> <p><b>Designer's Note:</b> If you cannot physically remove this model from your battlefield when it is destroyed (because, for example, it is glued to the surface) then it is wrecked – from that point on, you can no longer use its abilities.</p>							
<b>FACTION KEYWORDS</b>		UNALIGNED							
<b>KEYWORDS</b>		BUILDING, VEHICLE, SKYSHIELD LANDING PAD							



Tempestus warriors disembark onto a Skyshield Landing Pad, ready to unleash their weapons into the oncoming enemy.





# FORTRESS OF REDEMPTION

## DAMAGE

Some of this model's characteristics change as it suffers damage, as shown below:

NAME	M	WS	BS	S	T	W	A	Ld	Sv	REMAINING W	BS
Fortress of Redemption	-	-	★	0	10	30	0	9	3+	21-30+	5+
A Fortress of Redemption is a single model equipped with: redemption missile silo; twin Icarus lascannon.										11-20	6+
										1-10	
WEAPON	RANGE	TYPE		S	AP	D	ABILITIES				
Heavy bolter	36"	Heavy 3		5	-1	1	-				
Redemption missile silo	When you choose this weapon to shoot with, select one of the profiles below.										
- Fragstorm missile	18-96"	Heavy 2D6		4	0	1	-				
- Krakstorm missile	18-96"	Heavy D6		8	-3	D3	-				
Twin Icarus lascannon	96"	Heavy 2D6		9	-3	D6	When resolving an attack made with this weapon, add 1 to the hit roll if the target can <b>FLY</b> ; otherwise subtract 1 from the hit roll.				
WARGEAR OPTIONS	• This model can additionally be equipped with: up to 4 heavy bolters.										
ABILITIES	<div><div><p><b>Immobile:</b> This model cannot move for any reason, nor can it fight in the Fight phase. When resolving an attack made against this model in the Fight phase, do not make a hit roll: it automatically scores a hit. This model can shoot in your Shooting phase even if there are enemy units within 1" of it, and friendly units can target enemy units that are within 1" of this model.</p><p><b>Automated Weapons:</b> Unless a friendly unit is embarked aboard, this model's weapons can only target the closest visible enemy unit. Attacks made with a twin Icarus lascannon can instead target the closest visible enemy unit that can <b>FLY</b>. In either case, if two or more units are equally close, you may choose which is targeted.</p><p><b>Fire Points:</b> Up to 15 models embarked aboard this model can shoot in your Shooting phase, measuring distances and drawing line of sight from any point on this model. When they do so, any restrictions and modifiers that apply to this model also apply to its embarked models.</p></div><div><p><b>Explodes:</b> When this model is destroyed, roll one D6 before any embarked models disembark, and before removing it from play. On a 6 it explodes, and each unit within 2D6" suffers D6 mortal wounds.</p><p><b>Designer's Note:</b> <i>If you cannot physically remove this model from your battlefield when it is destroyed (because, for example, it is glued to the surface) then regardless of whether it explodes or not, it is wrecked – from that point on, models can no longer embark inside it, it can no longer shoot etc.</i></p></div></div>										
TRANSPORT	This model has a transport capacity of 2 <b>INFANTRY</b> units, up to a total of 30 models.  <b>Designer's Note:</b> <i>When you embark models aboard a Fortress of Redemption, you may find it useful to place some of them on the battlements to remind you which unit(s) are inside the fortification.</i>										
FACTION KEYWORDS	UNALIGNED										
KEYWORDS	BUILDING, VEHICLE, TRANSPORT, FORTRESS OF REDEMPTION										





# CHAOS BASTION



NAME	M	WS	BS	S	T	W	A	Ld	Sv
Chaos Bastion	-	-	5+	0	10	20	0	6	4+
A Chaos Bastion is a single model equipped with: 4 heavy bolters.									
WEAPON	RANGE	TYPE			S	AP	D	ABILITIES	
Heavy bolter	36"	Heavy 3			5	-1	1	-	
Icarus lascannon	96"	Heavy 1			9	-3	D6	When resolving an attack made with this weapon, add 1 to the hit roll if the target can <b>FLY</b> ; otherwise subtract 1 from the hit roll.	
Quad-gun	48"	Heavy 8			7	-1	1	When resolving an attack made with this weapon, add 1 to the hit roll if the target can <b>FLY</b> ; otherwise subtract 1 from the hit roll.	
WARGEAR OPTIONS	• This model can additionally be equipped with one of the following: 1 Icarus lascannon; 1 quad-gun.								
ABILITIES	<p><b>Immobile:</b> This model cannot move for any reason, nor can it fight in the Fight phase. When resolving an attack made against this model in the Fight phase, do not make a hit roll: it automatically scores a hit. This model can shoot in your Shooting phase even if there are enemy units within 1" of it, and friendly units can target enemy units that are within 1" of this model.</p> <p><b>Automated Weapons:</b> Unless a friendly unit is embarked aboard this model, it can only target the closest visible enemy unit when it makes attacks. If two or more units are equally close, you can choose which is targeted.</p> <p><b>Fire Points:</b> Up to 10 models embarked aboard this model can shoot in your Shooting phase, measuring distances and drawing line of sight from any point on this model. When they do so, any restrictions and modifiers that apply to this model also apply to its embarked models.</p> <p><b>Explodes:</b> When this model is destroyed, roll one D6 before any embarked models disembark, and before removing it from play. On a 6 it explodes, and each unit within 2D6" suffers D3 mortal wounds.</p> <p><b>Designer's Note:</b> <i>If you cannot physically remove this model from your battlefield when it is destroyed (because, for example, it is glued to the surface) then regardless of whether it explodes or not, it is wrecked – from that point on, models can no longer embark inside it, it can no longer shoot etc.</i></p>								
TRANSPORT	This model has a transport capacity of two <b>INFANTRY</b> units, up to a total of 20 models.								
	<b>Designer's Note:</b> <i>When you embark models onto a Chaos Bastion, you may find it useful to place some of them on the battlements to remind you which unit(s) are inside the fortification.</i>								
FACTION KEYWORDS	CHAOS								
KEYWORDS	BUILDING, VEHICLE, TRANSPORT, CHAOS BASTION								





The Heretic Astartes employ a line of debased Bastions to stymie the Ultramarines attack.



# BATTLEFIELD TERRAIN

In this section you will find expanded terrain rules, including rules for recently released terrain features. If rules for a terrain feature that has rules in the *Warhammer 40,000* rulebook appear here, they update and replace those in the rulebook.



## WOODLAND

*Woodlands grow on many a corpse-strewn battlefield.*

Every woodland terrain feature has a boundary. If your woodland is on a base, then the edge of its base is the boundary of that woodland. If your woodland consists of several Citadel Wood models that are set up such that the tip of each Citadel Wood model is touching the tip of a different Citadel Wood model, and the tips of all those models point inwards to form a ring, then that ring is the boundary of that woodland. In all other cases, discuss with your opponent what the boundary of that woodland is before the battle begins.

**INFANTRY** units that are wholly within the boundary of a woodland receive the benefit of cover. Other units that are wholly within the boundary of woodland only receive the benefit of cover if at least 50% of every model is obscured from the point of view of the shooting model.

Models are slowed when charging through woodland. If, when a unit charges, one or more of its models would move across any part of a woodland, you must subtract 2" from the unit's charge distance.



## BARRICADES

*Barricades make for excellent defensive positions.*

When a model targets an enemy **INFANTRY** unit that has all of its models within 1" of a barricade, the target unit receives the benefit of cover if the shooting model is closer to the barricade than it is to the target and the target is at least partially obscured from the point of view of the shooting model. When a unit charges a unit on the opposite side of a barricade, the charge is successful if the charging unit can end the move within 2" of the target unit instead of 1". In the Fight phase, units on opposite sides of a barricade can be chosen to fight with and can make their attacks if there is an enemy unit within 2" instead of 1".



## THERMIC PLASMA CONDUITS

*These conduits channel hot plasma and make for dangerous cover.*

Thermic Plasma Conduits follow all the rules for Barricades, but they also have the Hazardous Cover ability (see Haemotrope Reactors, page 108).





## RUINS

*The galaxy is filled with the ruins of once-proud cities.*

Only **INFANTRY**, **BEASTS**, **SWARMS** and units that can **FLY** can be set up or end their move on the upper floors of ruins (any unit can do so on the ground floor). **INFANTRY** models are assumed to be able to scale walls and traverse through windows, doors and portals readily. These models can therefore move through the floors and walls of a ruin without further impediment.

**INFANTRY** units that are entirely on or within a ruin receive the benefit of cover. Other units that are entirely on or within a ruin only receive the benefit of cover if at least 50% of every model is obscured from the point of view of the shooting model.



## MUNITORUM ARMoured CONTAINERS

*These vast steel containers are sometimes fitted with defensive weapons to protect the cargo within.*

Units do not receive the benefit of cover when they are on top of a Munitorum Armoured Container – their position is too exposed.

Some Munitorum Armoured Containers are modelled with storm bolters. At the start of the Shooting phase, for each such storm bolter on the battlefield, the player whose turn it is can select one **INFANTRY** model from their army that is within 1" of that storm bolter to operate it until the end of that phase. Whilst a model is operating a storm bolter, it is considered to be equipped with the following weapon instead of any other weapons:

WEAPON	RANGE	TYPE	S	AP	D
Storm bolter	24"	Rapid Fire 2	4	0	1




## CRATERS

*Many worlds bear the scars of heavy, sustained bombardment.*

**INFANTRY** units that are entirely within any craters receive the benefit of cover.

Models are slowed when charging across craters. If, when a unit charges, one or more of its models would move across any craters, you must subtract 2" from the unit's charge distance.





## **GALVANIC SERVHAULERS**

*These hydraulic machines litter the industrial zones of the Imperium.*

When a model targets an enemy **INFANTRY** unit that has all of its models within 3" of a Galvanic Servohauler, the target unit receives the benefit of cover if the shooting model is closer to the Galvanic Servohauler than it is to the target and the target is at least partially obscured from the point of view of the shooting model.



## **HAEMOTROPE REACTORS**

*These reactors are objects of cover for the brave only.*

When a model targets an enemy unit that has all of its models within 3" of a Haemotrope Reactor, the target unit receives the benefit of cover if at least 25% of every model is obscured by it from the point of view of the shooting model.

**Hazardous Cover:** Roll a D6 each time you make a saving throw of 7+ (such as a roll of 6, plus 1 for being in cover) for a model within 3" of any terrain features with this ability in the Shooting phase. On a 1, the model's unit suffers 1 mortal wound.



## **OBSTACLES**

*The advance of many armies has been thwarted by obstacles.*

There are two kinds of obstacles: tank traps, which are obstacles to **VEHICLES** and **MONSTERS**, and tanglewire, which is an obstacle to everything else. Units are slowed when they attempt to move over obstacles. If, when a unit Advances or charges, one or more of its models move over an obstacle, you must halve the unit's Advance or charge distance, as appropriate (rounding up). **TITANIC** models are not slowed by obstacles.



## SECTOR MECHANICUS

*Sectors Mechanicus are a common sight throughout the galaxy, their gantries and girders thrumming with automated industry.*

Sector Mechanicus structures follow all the rules for ruins with the following difference:

Unless they can **FLY**, **INFANTRY**, **BEASTS** and **SWARMS** must scale ladders, girders or walls to ascend or descend between the different levels of a Sector Mechanicus structure. **INFANTRY** are also assumed to be able to traverse around girders, buttresses and hanging chains, and so move through them without impediment.



## IMPERIAL STATUARY

*The heroes of the Imperium are immortalised in stone effigies.*


When a model targets an enemy **INFANTRY** unit that has all of its models within 3" of Imperial Statuary, the target unit receives the benefit of cover if the shooting model is closer to the Imperial Statuary than it is to the target and the target is at least partially obscured from the point of view of the shooting model. In addition, add 1 to the Leadership characteristic of models in **IMPERIUM** units whilst their unit is within 3" of any Imperial Statuary.



## THERMIC PLASMA REGULATORS

*These ancient machines thrum with lethal plasma energy.*

Thermic Plasma Regulators follow all the rules for Sector Mechanicus structures, but they also have the Hazardous Cover ability (see Haemotrope Reactors, opposite).





# DEATH WORLD FORESTS

A Death World Forest consists of one or more of the following terrain pieces in any combination: Shardwrack Spines, Eldritch Ruins, Barbed Venomgorse or Grapple Weeds. Each piece of Death World Forest terrain is a separate model.

When a model targets an enemy **INFANTRY** unit that has all of its models within 1" of a Death World Forest terrain piece, the target unit receives the benefit of cover if the shooting model is closer to the terrain piece than it is to the target and the target is at least partially obscured from the point of view of the shooting model. In addition, when resolving an attack made with a melee weapon by model within 3" of any Death World Forest terrain pieces, subtract 1 from the hit roll. This represents limbs being entangled by sentient roots or minds being fogged by eldritch energies.

Each of the four Death World Forest terrain pieces has an additional ability, as described here.

## GRAPPLE WEED

*These lethal plants uproot themselves to seek out their prey.*

When a model that is Advancing or charging moves within 3" of any Grapple Weed terrain pieces, roll one D6; on a 1, that model's unit suffers D3 mortal wounds. In addition, at the start of the battle round, each Grapple Weed terrain piece moves 2D6" in a straight line towards the nearest visible unit, provided there are any within 12". If two or more units are equidistant, roll off to see which one it moves towards. When moving a Grapple

Weed terrain piece, it will stop 1" away from any units or any other battlefield terrain. After all Grapple Weed terrain pieces have moved, roll one D6 for each unit within 3" of one or more of them. On a 4+ that unit suffers 1 mortal wound.

## SHARDWRACK SPINE

*This deadly flora shoots piercing spines at its prey.*

When a model that is Advancing or charging moves within 3" of any Shardwrack Spine terrain pieces, roll one D6; on a 1, that model's unit suffers 1 mortal wound.

## ELDRITCH RUIN

*An aura of arcane power surrounds these ancient ruins.*

When a Psychic test or Deny the Witch test is taken for a **PSYKER** model within 3" of any Eldritch Ruin terrain pieces, the player taking that test can add 1 to the total.

## BARBED VENOMGORSE

*The throttling limbs of barbed venomgorse are swift and strong.*

When a model that is Advancing or charging moves within 3" of any Barbed Venomgorse terrain pieces, roll one D6; on a 1-2, that model's unit suffers 1 mortal wound.

# SEALED FRONTERIS STRUCTURE

*Isolated and vulnerable, frontier structures have often been secured to prevent unsanctioned entry.*

When a model targets an enemy **INFANTRY** unit that has all of its models within 3" of a Sealed Fronteris Structure, the target unit receives the benefit of cover if the shooting model is closer to the Sealed Fronteris Structure than it is to the target and the target is at least partially obscured from the point of view of the shooting model.

Units do not receive the benefit of cover when they are on top of a Sealed Fronteris Structure – their position is too exposed.

Only **INFANTRY**, **BEASTS**, **SWARMS** and units that can **FLY** can be set up or end their move on top of a Sealed Fronteris Structure, and no unit can move inside the ground floor.





Guardians from Craftworld Biel-Tan contend with the dangers of a death world's flora in addition to the threat posed by their foe. These hazards include: Grapple Weed (1); Shardwrack Spines (2); Eldritch Ruin (3); and Barbed Venomgorse (4).









# **WARHAMMER** **40,000** **MUNITORUM FIELD** **MANUAL**



## **2019 EDITION**

**POINTS VALUES FOR WARHAMMER 40,000**





# MUNITORIUM FIELD MANUAL

POINTS VALUES FOR WARHAMMER 40,000



# CONTENTS

## Introduction .....116

## Adeptus Astartes .....117

Space Marines .....	117
Ultramarines.....	119
White Scars.....	119
Iron Hands.....	119
Imperial Fists.....	120
Salamanders.....	120
Raven Guard.....	120
Black Templars .....	120
Blood Angels .....	120
Dark Angels.....	123
Space Wolves .....	125
Deathwatch.....	128
Grey Knights .....	130

## Forces of the Imperium .....131

Adepta Sororitas .....	131
Adeptus Custodes.....	132
Sisters of Silence.....	132
Officio Assassinorum.....	132
Astra Militarum .....	133
Adeptus Mechanicus.....	134
Imperial Knights.....	135
Inquisition .....	136

## Forces of Chaos.....137

Chaos Space Marines .....	137
Death Guard.....	139
Thousand Sons.....	140
Chaos Daemons.....	141
Chaos Knights.....	143

## Forces of the Xenos.....144

Craftworlds.....	144
Drukhari.....	145

Harlequins & Ynnari .....	146
Necrons .....	147
Orks.....	148
T'au Empire .....	150
Tyranids .....	151
Genestealer Cults.....	153

## Unaligned Fortifications .....154

## Forge World Points Values .....155

Adeptus Astartes.....	155
Inquisition, Grey Knights & Adepta Sororitas .....	157
Adeptus Custodes.....	157
Adeptus Mechanicus.....	158
Astra Militarum .....	158
Death Korps of Krieg.....	160
Elysian Drop Troops .....	161
Questor Imperialis.....	161
Titan Legions .....	162
Daemon Bound .....	162
Hellforged .....	162
Eyrine Cults.....	163
Lords of Ruin .....	164
Children of the Warp .....	164
Questor Traitoris .....	164
Heretic Titan Legions.....	165
Renegades and Heretics.....	165
Asuryani .....	165
Drukhari.....	166
Necrons .....	166
Orks.....	167
T'au Empire .....	168
Tyranids .....	169

## Miscellaneous .....169

Rogue Trader .....	169
Blackstone Fortress.....	169

## PRODUCED BY GAMES WORKSHOP IN NOTTINGHAM

With thanks to the Mournival for their additional playtesting services

Munitorium Field Manual © Copyright Games Workshop Limited 2019. Munitorium Field Manual, GW, Games Workshop, Space Marine, 40K, Warhammer, Warhammer 40,000, the 'Aquila' Double-headed Eagle logo, and all associated logos, illustrations, images, names, creatures, races, vehicles, locations, weapons, characters, and the distinctive likenesses thereof, are either \* or TM, and/or © Games Workshop Limited, variably registered around the world. All Rights Reserved.

No part of this publication may be reproduced, stored in a retrieval system, or transmitted in any form or by any means, electronic, mechanical, photocopying, recording or otherwise, without the prior permission of the publishers.

This is a work of fiction. All the characters and events portrayed in this book are fictional, and any resemblance to real people or incidents is purely coincidental. British Cataloguing-in-Publication Data. A catalogue record for this book is available from the British Library. Pictures used for illustrative purposes only.

Certain Citadel products may be dangerous if used incorrectly and Games Workshop does not recommend them for use by children under the age of 16 without adult supervision. Whatever your age, be careful when using glues, bladed equipment and sprays and make sure that you read and follow the instructions on the packaging.

Games Workshop Ltd, Willow Rd, Lenton, Nottingham, NG7 2WS

[games-workshop.com](http://games-workshop.com)



# INTRODUCTION

Whenever we publish a new edition of *Chapter Approved*, we review and fine tune the points values for all the factions in Warhammer 40,000. This book is the culmination of that review, and the content within it represents the most up-to-date points values that should be used in your matched play games.

This book is the result of the most comprehensive review of points values for Warhammer 40,000 to date, incorporating all the feedback we've received from players across the world. The points values listed in this book replace any published previously, and should be used in your matched play games (or any of your games that are using points values).

In the 2017 and 2018 annual points value review published within the pages of *Chapter Approved* itself, we only printed those values that have changed from those printed in the different codexes. The book you are holding in your hands, however, contains the points values for every single model and item of wargear found in every codex, whether the points in question have changed or not. This makes writing an army roster easier than ever before, eliminating the need to flip back

and forth between two or more books. Just as importantly, keeping the points values separate means that your copy of *Chapter Approved* will not go out of date, making it a valuable addition to your gaming library that you can use for years to come.

The points values in this book cover all the units and wargear options that, at the time of printing, are supported for matched play. It does not include points for Legends units – the rules for these venerable models can be found on the Warhammer Community website. Also note that this book may not include the points values for the very latest models (that is, models released in the past few months). This is because there is a small delay between us completing the review and the book itself being printed and distributed across the world. This gap makes it impossible to

incorporate the very latest releases, or take into account feedback received. For this reason, if you have any newly released models, and their points values do not appear in this book, continue to use the points that were published alongside the release of that model.

Finally, if there is anything you want to be covered in the next rules review, then you can let us know by emailing us at [40kFAQ@gwplc.com](mailto:40kFAQ@gwplc.com).

*Note that sometimes a weapon can appear in several different lists, each with a different points cost (for example, power fists appear in both the Space Marines and Astra Militarum lists). If such an item of wargear appears in one of the tables in this book, that points value only applies to the appropriate faction.*





# ADEPTUS ASTARTES

## SPACE MARINES

HQ		
UNIT	MODELS PER UNIT	POINTS PER MODEL (Excluding wargear)
Captain	1	74
Captain with Jump Pack	1	93
Captain in Cataphractii Armour	1	95
Captain in Gravis Armour	1	90
Captain in Phobos Armour	1	90
Captain in Terminator Armour	1	95
Captain on Bike	1	88
Chaplain	1	72
Chaplain with Jump Pack	1	90
Chaplain in Terminator Armour	1	90
Land Raider Excelsior	1	200
Librarian	1	80
Librarian with Jump Pack	1	108
Librarian in Phobos Armour	1	90
Librarian in Terminator Armour	1	100
Lieutenants	1-2	60
- with Jump Packs		78
Lieutenants in Phobos Armour	1-2	75
Primaris Captain	1	78
Primaris Chaplain	1	77
Primaris Librarian	1	90
Primaris Lieutenants	1-2	65
Rhino Primaris	1	70
Techmarine	1	45

TROOPS		
UNIT	MODELS PER UNIT	POINTS PER MODEL (Excluding wargear)
Incursion Squad	5-10	19
Infiltrator Squad	5-10	22 (Infiltrator Helix Adept is 32)
Intercessor Squad	5-10	17
Scout Squad	5-10	11
Tactical Squad	5-10	12

DEDICATED TRANSPORTS		
UNIT	MODELS PER UNIT	POINTS PER MODEL (Excluding wargear)
Drop Pod	1	63
Impulsor	1	75
Land Speeder Storm	1	55
Razorback	1	70
Repulsor	1	215
Rhino	1	65

ELITES		
UNIT	MODELS PER UNIT	POINTS PER MODEL (Excluding wargear)
Aggressor Squad	3-6	21
Ancient in Terminator Armour	1	87
Apothecary	1	50
Cataphractii Terminator Squad	5-10	26
Centurion Assault Squad	3-6	30
Company Ancient	1	63
Company Champion	1	40
Company Veterans	2-5	14
Contemptor Dreadnought	1	88
Dreadnought	1	60
Invictor Tactical Warsuit	1	90
Ironclad Dreadnought	1	70
Primaris Ancient	1	69
Primaris Apothecary	1	60
Redemptor Dreadnought	1	105
Reiver Squad	5-10	16
Servitors	4	5
Sternguard Veteran Squad	5-10	14
Tartaros Terminator Squad	5-10	23
Terminator Assault Squad	5-10	23
Terminator Squad	5-10	23
Vanguard Veteran Squad	5-10	14
Vanguard Veteran Squad with Jump Packs	5-10	17
Venerable Dreadnought	1	80

FAST ATTACK		
UNIT	MODELS PER UNIT	POINTS PER MODEL (Excluding wargear)
Assault Squad	5-10	12
Assault Squad with Jump Packs	5-10	15
Attack Bike Squad	1-3	25
Bike Squad	3-9	21 (Attack Bike is 25)
Inceptor Squad	3-6	25
Land Speeders	1-3	45
Scout Bike Squad	3-9	21
Suppressor Squad	3	18

FLYERS		
UNIT	MODELS PER UNIT	POINTS PER MODEL (Excluding wargear)
Stormhawk Interceptor	1	85
Stormraven Gunship	1	192
Stormtalon Gunship	1	100



## HEAVY SUPPORT

UNIT	MODELS PER UNIT	POINTS PER MODEL (Excluding wargear)
Centurion Devastator Squad	3-6	40
Devastator Squad	5-10	13
Eliminator Squad	3	18
Hellblaster Squad	5-10	18
Hunter	1	75
Land Raider	1	180
Land Raider Crusader	1	200
Land Raider Redeemer	1	180
Predator	1	85
Repulsor Executioner	1	215
Stalker	1	75
Thunderfire Cannon	1	55
- Techmarine Gunner	1	26
Vindicator	1	125
Whirlwind	1	65

## RANGED WEAPONS

WEAPON	POINTS PER WEAPON
Absolvor bolt pistol	0
Accelerator autocannon	10
Assault bolter	8
Assault cannon	22
Assault plasma incinerator	15
Astartes grenade launcher	6
Astartes shotgun	0
Auto bolt rifle	1
Auto boltstorm gauntlets	12
Bellicatus missile array	17
Bolt carbine	0
Bolt pistol	0
Bolt rifle	0
Bolt sniper rifle	3
Boltgun	0
Boltstorm gauntlet	12
Centurion missile launcher	20
Cerberus launcher	0
Combi-bolter	2
Combi-flamer	8
Combi-grav	13
Combi-melta	15
Combi-plasma	11
Cyclone missile launcher	32
Deathwind launcher	5
Demolisher cannon	0
Flamer	6
Flamestorm cannon	25
Flamestorm gauntlets	14
Frag grenades	0
Fragstorm grenade launcher	4
Grav-cannon and grav-amp	20
Grav-gun	10
Grav-pistol	8
Grenade harness	0
Hand flamer	1
Heavy bolt pistol	0
Heavy bolter	10

## RANGED WEAPONS

WEAPON	POINTS PER WEAPON
Heavy flamer	14
Heavy laser destroyer	40
Heavy onslaught gatling cannon	30
Heavy plasma cannon	16
Heavy plasma incinerator	17
Hunter-killer missile	6
Hurricane bolter	10
Icarus ironhail heavy stubber	6
Icarus rocket pod	6
Icarus stormcannon	10
Incendium cannon	15
Instigator bolt carbine	5
Ironhail heavy stubber	6
Ironhail skytalon array	5
Kheres-pattern assault cannon	22
Krak grenades	0
Krakstorm grenade launcher	4
Las fusil	15
Las-talon	40
Lascannon	25
Macro plasma incinerator	31
Marksmen bolt carbine	0
Master-crafted auto bolt rifle	4
Master-crafted boltgun	3
Master-crafted instigator bolt carbine	6
Master-crafted occulus bolt carbine	4
Master-crafted stalker bolt rifle	5
Melta bombs	5
Meltagun	14
Missile launcher	20
Multi-melta	22
Occulus bolt carbine	0
Onslaught gatling cannon	16
Plasma blaster	17
Plasma cannon	16
Plasma cutter	5
Plasma exterminator	17
Plasma gun	11
Plasma incinerator	15
Plasma pistol	5
Predator autocannon	40
Reaper autocannon	10
Reductor pistol	0
Shock grenades	0
Skyhammer missile launcher	20
Skyspear missile launcher	0
Sniper rifle	2
Special issue boltgun	0
Stalker bolt rifle	0
Storm bolter	2
Stormstrike missile launcher	21
Thunderfire cannon	0
Twin assault cannon	44
Twin boltgun	2
Twin heavy bolter	17
Twin heavy plasma cannon	24
Twin Icarus ironhail heavy stubber	10
Twin ironhail autocannon	20



## RANGED WEAPONS

WEAPON	POINTS PER WEAPON
Twin lascannon	40
Twin multi-melta	40
Typhoon missile launcher	32
Volkite charger	3
Whirlwind castellan launcher	15
Whirlwind vengeance launcher	20
Wrist-mounted grenade launcher	0

## OTHER WARGEAR

ITEM	POINTS PER ITEM
Armorium Cherub	5
Auto launchers	0
Auxiliary grenade launcher	1
Camo cloak	3
Centurion assault launchers	0
Combat shield	1
Grapnel launcher	2
Grav-chute	2
Haywire mine	10
Infiltrator comms array	10
Ironclad assault launchers	5
Shield dome	18
Smoke grenades	0
Orbital comms array	18
Storm shield (CHARACTERS)	10
Storm shield (other models)	2
Teleport homer	0

## MELEE WEAPONS

WEAPON	POINTS PER WEAPON
Chainfist	11
Chainsword	0
Combat knife	0
Crozius arcanum	0
Dreadnought chainfist	28
Dreadnought combat weapon (Ironclad Dreadnought)	0
Dreadnought combat weapon (other models)	20
Invictor fist	0
Eviscerator	11
Force axe	10
Force stave	8
Force sword	8
Lightning claws (single/pair)	6/10
Master-crafted power sword	6
Paired combat blades	0
Power axe	5
Power fist	9
Power maul	4
Power sword	4
Redemptor fist	0
Relic blade	9
Seismic hammer	30
Servo-arm	0
Siege drills	0
Thunder hammer (CHARACTERS)	40
Thunder hammer (other models)	16

# ULTRAMARINES

## NAMED CHARACTERS

UNIT	MODELS PER UNIT	POINTS PER MODEL (Including wargear)
Captain Sicarius	1	110
Chaplain Cassius	1	85
Chief Librarian Tigurius	1	130
Marneus Calgar	1	200
Roboute Guilliman	1	350
Sergeant Chronus	1	30
Sergeant Telion	1	65

## ELITES

UNIT	MODELS PER UNIT	POINTS PER MODEL (Including wargear)
Chapter Ancient	1	95
Chapter Champion	1	60
Honour Guard	2	21
Tyrannic War Veterans	4-10	16
Victrix Honour Guard	2	35

# WHITE SCARS

## NAMED CHARACTERS

UNIT	MODELS PER UNIT	POINTS PER MODEL (Including wargear)
Kor'sarro Khan	1	105

## HQ

UNIT	MODELS PER UNIT	POINTS PER MODEL (Including wargear)
Khan on Bike	1	100

# IRON HANDS

## NAMED CHARACTERS

UNIT	MODELS PER UNIT	POINTS PER MODEL (Including wargear)
Iron Father Feirros	1	110



# IMPERIAL FISTS

NAMED CHARACTERS		
UNIT	MODELS PER UNIT	POINTS PER MODEL (Including wargear)
Captain Lysander	1	130
Pedro Kantor	1	150
Tor Garadon	1	140

# SALAMANDERS

NAMED CHARACTERS		
UNIT	MODELS PER UNIT	POINTS PER MODEL (Including wargear)
Adrax Agatone	1	140
Vulkan He'stan	1	130

# RAVEN GUARD

NAMED CHARACTERS		
UNIT	MODELS PER UNIT	POINTS PER MODEL (Including wargear)
Kayvaan Shrike	1	130

# BLACK TEMPLARS

NAMED CHARACTERS		
UNIT	MODELS PER UNIT	POINTS PER MODEL (Including wargear)
High Marshal Helbrecht	1	150
The Emperor's Champion	1	75
Chaplain Grimaldus	1	90

TROOPS		
UNIT	MODELS PER UNIT	POINTS PER MODEL (Excluding wargear)
Crusader Squad	5-20	13 (Neophyte is 11)

ELITES		
UNIT	MODELS PER UNIT	POINTS PER MODEL (Including wargear)
Cenobyte Servitors	3	2

# BLOOD ANGELS

HQ		
UNIT	MODELS PER UNIT	POINTS PER MODEL (Excluding wargear)
Captain	1	74
Captain in Cataphractii Armour	1	95
Captain in Gravis Armour	1	90
Captain in Phobos Armour	1	90
Captain in Terminator Armour	1	95
Captain with Jump Pack	1	93
Chaplain	1	72
Chaplain in Terminator Armour	1	90
Chaplain with Jump Pack	1	90
Land Raider Excelsior	1	200
Librarian	1	80
Librarian Dreadnought	1	110
Librarian in Phobos Armour	1	90
Librarian in Terminator Armour	1	100
Librarian with Jump Pack	1	108
Lieutenants	1-2	60
Lieutenants in Phobos Armour	1-2	75
Lieutenants with Jump Packs	1-2	78
Primaris Captain	1	78
Primaris Chaplain	1	77
Primaris Librarian	1	90
Primaris Lieutenants	1-2	65
Rhino Primaris	1	70
Sanguinary Priest	1	60
Sanguinary Priest with Jump Pack	1	70
Techmarine	1	45

TROOPS		
UNIT	MODELS PER UNIT	POINTS PER MODEL (Excluding wargear)
Incursior Squad	5-10	19
Infiltrator Squad	5-10	22 (Infiltrator Helix Adept is 32)
Intercessor Squad	5-10	17
Scout Squad	5-10	11
Tactical Squad	5-10	12

FAST ATTACK		
UNIT	MODELS PER UNIT	POINTS PER MODEL (Excluding wargear)
Assault Squad	5-10	12
Assault Squad with Jump Packs	5-10	15
Attack Bike Squad	1-3	25
Bike Squad	3-8	21
- Attack Bike	0-1	25
Inceptor Squad	3-6	25
Land Speeders	1-3	45
Scout Bike Squad	3-9	21
Suppressor Squad	3	18



## NAMED CHARACTERS

UNIT	MODELS PER UNIT	POINTS PER MODEL (Including wargear)
Astorath	1	105
Brother Corbulo	1	83
Captain Tycho	1	85
Chief Librarian Mephiston	1	145
Commander Dante	1	150
Gabriel Seth	1	110
Lemartes	1	100
The Sanguinor	1	130
Tycho the Lost	1	70

## ELITES

UNIT	MODELS PER UNIT	POINTS PER MODEL (Excluding wargear)
Aggressor Squad	3-6	21
Cataphractii Terminator Squad	5-10	26
Company Ancient	1	63
Company Champion	1	40
Company Veterans	2-5	14
Contemptor Dreadnought	1	88
Death Company	5-15	15
Death Company with Jump Packs	5-15	18
Death Company Dreadnought	1	70
Death Company Intercessors	5-10	18
Dreadnought	1	60
Invictor Tactical Warsuit	1	90
Furioso Dreadnought	1	60
Primaris Ancient	1	69
Primaris Apothecary	1	60
Redemptor Dreadnought	1	105
Reiver Squad	5-10	16
Sanguinary Ancient	1	55
Sanguinary Guard	4-10	20
Sanguinary Novitiate	1	50
Servitors	4	5
Sternguard Veteran Squad	5-10	14
Tartaros Terminator Squad	5-10	23
Terminator Ancient	1	87
Terminator Assault Squad	5-10	23
Terminator Squad	5-10	23
Vanguard Veteran Squad	5-10	14
Vanguard Veteran Squad with Jump Packs	5-10	17

## DEDICATED TRANSPORTS

UNIT	MODELS PER UNIT	POINTS PER MODEL (Excluding wargear)
Drop Pod	1	63
Impulsor	1	75
Land Speeder Storm	1	55
Razorback	1	70
Repulsor	1	215
Rhino	1	65

## HEAVY SUPPORT

UNIT	MODELS PER UNIT	POINTS PER MODEL (Excluding wargear)
Baal Predator	1	90
Devastator Squad	5-10	13
- Armorium Cherub	-	5
Eliminator Squad	3	18
Hellblaster Squad	5-10	18
Hunter	1	75
Land Raider	1	180
Land Raider Crusader	1	200
Land Raider Redeemer	1	180
Predator	1	85
Repulsor Executioner	1	215
Stalker	1	75
Vindicator	1	125
Whirlwind	1	65

## FLYERS

UNIT	MODELS PER UNIT	POINTS PER MODEL (Excluding wargear)
Stormhawk Interceptor	1	85
Stormraven Gunship	1	192
Stormtalon Gunship	1	100

## RANGED WEAPONS

WEAPON	POINTS PER WEAPON
Absolvor bolt pistol	0
Accelerator autocannon	10
Angelus boltgun	0
Assault bolter	8
Assault cannon	22
Assault plasma incinerator	15
Astartes grenade launcher	6
Astartes shotgun	0
Auto bolt rifle	1
Auto boltstorm gauntlets	12
Bellicatus missile array	17
Bolt carbine	0
Bolt pistol	0
Bolt rifle	0
Bolt sniper rifle	3
Boltgun	0
Boltstorm gauntlet	12
Cerberus launcher	0
Combi-bolter	2
Combi-flamer	8
Combi-grav	13
Combi-melta	15
Combi-plasma	11
Cyclone missile launcher	32
Deathwind launcher	5
Demolisher cannon	0
Flamer	6
Flamestorm cannon	25
Flamestorm gauntlets	14
Frag cannon	20
Frag grenades	0



## RANGED WEAPONS

WEAPON	POINTS PER WEAPON
Fragstorm grenade launcher	4
Grav-cannon and grav-amp	20
Grav-gun	10
Grav-pistol	8
Grenade harness	0
Hand flamer	1
Heavy bolt pistol	0
Heavy bolter	10
Heavy flamer	14
Heavy onslaught gatling cannon	30
Heavy plasma cannon	16
Heavy plasma incinerator	17
Hunter-killer missile	6
Hurricane bolter	10
Icarus ironhail heavy stubber	6
Icarus rocket pod	6
Icarus stormcannon	10
Incendium cannon	15
Inferno pistol	9
Ironhail heavy stubber	6
Kheres pattern assault cannon	22
Krak grenades	0
Krakstorm grenade launcher	4
Las-talon	40
Lascannon	25
Macro plasma incinerator	31
Marksman bolt carbine	0
Master-crafted auto bolt rifle	4
Master-crafted boltgun	3
Master-crafted instigator bolt carbine	6
Master-crafted occulus bolt carbine	4
Master-crafted stalker bolt rifle	5
Melta bombs	5
Meltagun	14
Missile launcher	20
Multi-melta	22
Occulus bolt carbine	0
Onslaught gatling cannon	16
Plasma blaster	17
Plasma cannon	16
Plasma cutter	5
Plasma exterminator	17
Plasma gun	11
Plasma incinerator	15
Plasma pistol	5
Predator autocannon	40
Reaper autocannon	10
Reductor pistol	0
Shock grenades	0
Skyhammer missile launcher	20
Skyspear missile launcher	0
Sniper rifle	2
Special issue boltgun	0
Stalker bolt rifle	0
Storm bolter	2
Stormstrike missile launcher	21
Twin assault cannon	44
Twin	2
Instigator bolt carbine	5
Heavy laser destroyer	40

## RANGED WEAPONS

WEAPON	POINTS PER WEAPON
Twin heavy bolter	17
Twin heavy plasma cannon	24
Twin Icarus ironhail heavy stubber	10
Twin ironhail autocannon	20
Twin lascannon	40
Twin multi-melta	40
Typhoon missile launcher	32
Volkite charger	3
Whirlwind castellan launcher	15
Whirlwind vengeance launcher	20
Wrist-mounted grenade launcher	0

## MELEE WEAPONS

WEAPON	POINTS PER WEAPON
Blood talons	35
Chainfist	11
Chainsword	0
Combat knife	0
Crozius arcanum	0
Dreadnought combat weapon	20
Encarmine axe	9
Encarmine sword	8
Eviscerator	11
Force axe	10
Force stave	8
Force sword	8
Furioso fist (single/pair)	30/40
Furioso force halberd	0
Invictor fist	0
Lightning claws (single/pair)	6/10
Master-crafted power sword	6
Paired combat blades	0
Power axe	5
Power fist	9
Power maul	4
Power sword	4
Redemptor fist	0
Relic blade	9
Servo-arm	0
Thunder hammer (CHARACTERS)	40
Thunder hammer (other models)	16

## OTHER WARGEAR

ITEM	POINTS PER ITEM
Auto launchers	0
Auxiliary grenade launcher	1
Camo cloak	3
Combat shield	1
Death mask	2
Grapnel launcher	2
Grav-chute	2
Haywire mine	10
Magna-grapple	5
Orbital comms array	18
Shield dome	18
Smoke grenades	0



## OTHER WARGEAR

ITEM	POINTS PER ITEM
Storm shield (CHARACTERS)	10
Storm shield (other models)	2
Teleport homer	0

# DARK ANGELS

## HQ

UNIT	MODELS PER UNIT	POINTS PER MODEL (Excluding wargear)
Chaplain	1	72
Chaplain with Jump Pack	1	90
Interrogator-Chaplain	1	80
Interrogator-Chaplain in Terminator Armour	1	100
Interrogator-Chaplain with Jump Pack	1	95
Land Raider Excelsior	1	200
Librarian	1	80
Librarian in Phobos Armour	1	90
Librarian in Terminator Armour	1	100
Librarian with Jump Pack	1	108
Lieutenants	1-2	60
Lieutenants with Jump Packs	1-2	78
Lieutenants in Phobos Armour	1-2	75
Master	1	74
Master in Cataphractii Armour	1	95
Master in Gravis Armour	1	90
Master in Phobos Armour	1	90
Master in Terminator Armour	1	95
Master with Jump Pack	1	93
Primaris Chaplain	1	77
Primaris Librarian	1	90
Primaris Lieutenants	1-2	65
Primaris Master	1	78
Ravenwing Talonmaster	1	123
Rhino Primaris	1	70
Techmarine	1	45

## FAST ATTACK

UNIT	MODELS PER UNIT	POINTS PER MODEL (Excluding wargear)
Assault Squad	5-10	12
Assault Squad with Jump Packs	5-10	15
Inceptor Squad	3-6	25
Ravenwing Attack Bike Squad	1-3	25
Ravenwing Bike Squad	3-8	21
- Ravenwing Attack Bike	0-1	25
Ravenwing Black Knights	3-10	34
Ravenwing Darkshroud	1	128
Ravenwing Land Speeders	1-5	45
Ravenwing Land Speeder Vengeance	1	90
Scout Bike Squad	3-9	21
Suppressor Squad	3	18

## FLYERS

UNIT	MODELS PER UNIT	POINTS PER MODEL (Excluding wargear)
Nephilim Jetfighter	1	90
Ravenwing Dark Talon	1	165
Stormraven Gunship	1	192

## ELITES

UNIT	MODELS PER UNIT	POINTS PER MODEL (Excluding wargear)
Aggressor Squad	3-6	21
Apothecary	1	50
Chapter Ancient	1	95
Company Ancient	1	63
Company Champion	1	40
Company Veterans	2-5	14
Contemptor Dreadnought	1	88
Deathwing Ancient	1	65
Deathwing Apothecary	1	70
Deathwing Cataphractii	5-10	26
Terminator Squad		
Deathwing Champion	1	90
Deathwing Knights	5-10	33
Deathwing Terminator Squad	5-10	23
Deathwing Tartaros	5-10	23
Terminator Squad		
Dreadnought	1	60
Invictor Tactical Warsuit	1	90
Primaris Ancient	1	69
Primaris Apothecary	1	60
Ravenwing Ancient	1	75
Ravenwing Apothecary	1	60
Ravenwing Champion	1	70
Redemptor Dreadnought	1	105
Reiver Squad	5-10	16
Servitors	4	5
Venerable Dreadnought	1	80

## TROOPS

UNIT	MODELS PER UNIT	POINTS PER MODEL (Excluding wargear)
Incursor Squad	5-10	19
Infiltrator Squad	5-10	22 (Infiltrator Helix Adept is 32)
Intercessor Squad	5-10	17
Scout Squad	5-10	11
Tactical Squad	5-10	12

## DEDICATED TRANSPORTS

UNIT	MODELS PER UNIT	POINTS PER MODEL (Excluding wargear)
Drop Pod	1	63
Impulsor	1	75
Land Speeder Storm	1	55
Razorback	1	70
Repulsor	1	215
Rhino	1	65



## HEAVY SUPPORT

UNIT	MODELS PER UNIT	POINTS PER MODEL (Excluding wargear)
Devastator Squad	5-10	13
- Armorium Cherub	0-1	5
Eliminator Squad	3	18
Hellblaster Squad	5-10	18
Hunter	1	75
Land Raider	1	180
Land Raider Crusader	1	200
Land Raider Redeemer	1	180
Predator	1	85
Repulsor Executioner	1	215
Stalker	1	75
Vindicator	1	125
Whirlwind	1	65

## NAMED CHARACTERS

UNIT	MODELS PER UNIT	POINTS PER MODEL (Including wargear)
Asmodai	1	110
Azrael	1	150
Belial	1	125
Ezekiel	1	110
Sammael in Sableclaw	1	200
Sammael on Corvex	1	140
Master Lazarus	1	105

## MELEE WEAPONS

WEAPON	POINTS PER WEAPON
Blade of Caliban	0
Chainfist	11
Chainsword	0
Combat knife	0
Corvus hammer	0
Crozius arcanum	0
Dreadnought combat weapon	20
Eviscerator	11
Flail of the Unforgiven	0
Force axe	10
Force stave	8
Force sword	8
Halberd of Caliban	0
Invictor fist	0
Lightning claws (single/pair)	6/10
Mace of absolution	0
Master-crafted power sword	6
Paired combat blades	0
Power axe	5
Power fist	9
Power maul	4
Power sword	4
Redemptor fist	0
Relic blade	9
Servo-arm	0
Thunder hammer (CHARACTERS)	40
Thunder hammer (other models)	16

## RANGED WEAPONS

WEAPON	POINTS PER WEAPON
Absolver bolt pistol	0
Accelerator autocannon	10
Assault bolter	8
Assault cannon	22
Assault plasma incinerator	15
Astartes grenade launcher	6
Astartes shotgun	0
Auto boltstorm gauntlets	12
Auto bolt rifle	1
Avenger mega bolter	35
Bellicatus missile array	17
Blacksword missile launcher	0
Bolt carbine	0
Bolt pistol	0
Bolt rifle	0
Bolt sniper rifle	3
Boltgun	0
Boltstorm gauntlet	12
Cerberus launcher	0
Combi-bolter	2
Combi-flamer	8
Combi-grav	13
Combi-melta	15
Combi-plasma	11
Cyclone missile launcher	32
Deathwind launcher	5
Demolisher cannon	0
Flamer	6
Flamestorm cannon	25
Flamestorm gauntlets	14
Frag grenades	0
Fragstorm grenade launcher	4
Grav-pistol	8
Grav-cannon and grav-amp	20
Grav-gun	10
Grenade harness	0
Heavy bolter	10
Heavy bolt pistol	0
Heavy flamer	14
Heavy onslaught gatling cannon	30
Heavy plasma cannon	16
Heavy plasma incinerator	17
Hunter-killer missile	6
Hurricane bolter	10
Icarus ironhail heavy stubber	6
Icarus rocket pod	6
Icarus stormcannon	10
Ironhail heavy stubber	6
Kheres pattern assault cannon	22
Krak grenades	0
Krakstorm grenade launcher	4
Lascannon	25
Las-talon	40
Macro plasma incinerator	31
Marksman bolt carbine	0
Master-crafted auto bolt rifle	4
Master-crafted boltgun	3
Master-crafted instigator bolt carbine	6
Instigator bolt carbine	5
Heavy laser destroyer	40



## RANGED WEAPONS

WEAPON	POINTS PER WEAPON
Master-crafted occulus bolt carbine	4
Master-crafted stalker bolt rifle	5
Melta bombs	5
Meltagun	14
Missile launcher	20
Multi-melta	22
Occulus bolt carbine	0
Onslaught gatling cannon	16
Plasma blaster	17
Plasma cannon	16
Plasma cutter	5
Plasma exterminator	17
Plasma gun	11
Plasma incinerator	15
Plasma pistol	5
Plasma storm battery	0
Plasma talon	0
Predator autocannon	40
Ravenwing grenade launcher	0
Reaper autocannon	10
Reductor pistol	0
Rift cannon	0
Shock grenades	0
Skyspear missile launcher	0
Sniper rifle	2
Stalker bolt rifle	0
Storm bolter	2
Stormstrike missile launcher	21
Twin assault cannon	44
Twin boltgun	2
Twin heavy bolter	17
Twin heavy plasma cannon	24
Twin Icarus ironhail heavy stubber	10
Twin ironhail autocannon	20
Twin lascannon	40
Twin multi-melta	40
Typhoon missile launcher	32
Volkite charger	3
Whirlwind castellan launcher	15
Whirlwind vengeance launcher	20
Wrist-mounted grenade launcher	0

## OTHER WARGEAR

ITEM	POINTS PER ITEM
Auto launchers	0
Auxiliary grenade launcher	1
Camo cloak	3
Combat shield	1
Grapple launcher	2
Grav-chute	2
Haywire mine	10
Orbital comms array	18
Shield dome	18
Smoke grenades	0
Storm shield (CHARACTERS)	10
Storm shield (other models)	2
Watcher in the Dark	5

# SPACE WOLVES

## HQ

UNIT	MODELS PER UNIT	POINTS PER MODEL (Excluding wargear)
Bjorn the Fell-Handed	1	150
Iron Priest	1	45
Land Raider Excelsior	1	200
Primaris Battle Leader	1	65
Primaris Battle Leaders in Phobos Armour	1-2	75
Primaris Rune Priest	1	90
Primaris Wolf Lord	1	78
Primaris Wolf Priest	1	77
Rhino Primaris	1	70
Rune Priest	1	80
Rune Priest in Phobos Armour	1	90
Rune Priest in Terminator Armour	1	100
Rune Priest with Jump Pack	1	108
Wolf Guard Battle Leader	1	60
Wolf Guard Battle Leader in Terminator Armour	1	70
Wolf Guard Battle Leader on Thunderwolf	1	86
Wolf Guard Battle Leader with Jump Pack	1	78
Wolf Lord	1	74
Wolf Lord in Cataphractii Armour	1	95
Wolf Lord in Gravis Armour	1	90
Wolf Lord in Phobos Armour	1	90
Wolf Lord in Terminator Armour	1	95
Wolf Lord on Thunderwolf	1	95
Wolf Lord with Jump Pack	1	93
Wolf Priest	1	72
Wolf Priest in Terminator Armour	1	90
Wolf Priest with Jump Pack	1	90

## TROOPS

UNIT	MODELS PER UNIT	POINTS PER MODEL (Excluding wargear)
Blood Claws	5-15	12
Grey Hunters	5-10	12
Incursors	5-10	19
Infiltrators	5-10	22 (Infiltrator Helix Adept is 32)
Intercessors	5-10	17
Wolf Guard Pack Leader	-	14
Wolf Guard Terminator Pack Leader	-	23

## FLYERS

UNIT	MODELS PER UNIT	POINTS PER MODEL (Excluding wargear)
Stormfang Gunship	1	175
Stormhawk Interceptor	1	85
Stormwolf	1	165



## NAMED CHARACTERS

UNIT	MODELS PER UNIT	POINTS PER MODEL (Including wargear)
Arjac Rockfist	1	110
Canis Wolfborn	1	100
Harald Deathwolf	1	135
Krom Dragongaze	1	75
Logan Grimnar	1	140
Logan Grimnar on Stormrider	1	155
Lukas the Trickster	1	80
Murderfang	1	125
Njal Stormcaller	1	115
Njal Stormcaller in Runic Terminator Armour	1	125
Ragnar Blackmane	1	100
- Svangir and Ulfgir	0-2	4
Ulrik the Slayer	1	85

## ELITES

UNIT	MODELS PER UNIT	POINTS PER MODEL (Excluding wargear)
Aggressors	3-6	21
Contemptor Dreadnought	1	88
Dreadnought	1	60
Great Company Ancient	1	63
Great Company Champion	1	40
Invictor Tactical Warsuit	1	90
Primaris Ancient	1	69
Redemptor Dreadnought	1	105
Reivers	5-10	16
Servitors	4	5
Venerable Dreadnought	1	80
Wolf Guard	5-10	14
Wolf Guard Cataphractii Terminators	5-10	26
Wolf Guard Pack Leader	-	16
Wolf Guard Tartaros Terminators	5-10	23
Wolf Guard Terminators	5-10	23
Wolf Guard Terminator Pack Leader	-	26
Wolf Guard with Jump Packs	5-10	19
Wolf Scouts	5-10	11
Wulfen	5-10	23
Wulfen Dreadnought	1	65

## HEAVY SUPPORT

UNIT	MODELS PER UNIT	POINTS PER MODEL (Excluding wargear)
Eliminators	3	18
Hellblasters	5-10	18
Hunter	1	75
Land Raider	1	180
Land Raider Crusader	1	200
Land Raider Redeemer	1	180
Long Fangs	5-6	13
Predator	1	85
Repulsor Executioner	1	215
Stalker	1	75
Vindicator	1	125
Whirlwind	1	65

## HEAVY SUPPORT

UNIT	MODELS PER UNIT	POINTS PER MODEL (Excluding wargear)
Wolf Guard Pack Leader	-	14
Wolf Guard Terminator Pack Leader	-	23

## DEDICATED TRANSPORT

UNIT	MODELS PER UNIT	POINTS PER MODEL (Excluding wargear)
Drop Pod	1	63
Impulsor	1	75
Land Speeder Storm	1	55
Razorback	1	70
Repulsor	1	215
Rhino	1	65

## FAST ATTACK

UNIT	MODELS PER UNIT	POINTS PER MODEL (Excluding wargear)
Cyberwolves	1-5	15
Fenrisian Wolves	5-15	6 (Cyberwolf is 15)
Inceptors	3-6	25
Land Speeders	1-3	45
Skyclaws	5-15	16
Suppressors	3	18
Swiftclaw Attack Bikes	1-3	35
Swiftclaws	3-15	23
- Swiftclaw Attack Bike	0-1	35
Thunderwolf Cavalry	3-6	40
Wolf Guard Bike Leader	-	32
Wolf Guard Sky Leader	-	19
Wolf Scout Bikers	3-9	31

## MELEE WEAPONS

WEAPON	POINTS PER WEAPON
Chainfist	11
Chainsword	0
Combat knife	0
Crozius arcanum	0
Crushing teeth and claws	0
Dreadnought combat weapon	20
Fenrisian great axe	30
Frost axe	6
Frost claws	11
Frost sword	5
Great frost axe	9
Great wolf claw	20
Invictor fist	0
Lightning claws (single/pair)	6/10
Master-crafted power sword	6
Paired combat blades	0
Power axe	5
Power fist	9
Power maul	4
Power sword	4
Redemptor fist	0
Runic axe	10



## MELEE WEAPONS

WEAPON	POINTS PER WEAPON
Runic stave	8
Runic sword	8
Servo-arm	0
Teeth and claws	0
Tempest hammer	18
Thunder hammer (CHARACTERS)	40
Thunder hammer (other models)	16
Trueclaw	0
Wolf claw (single/pair)	7/11
Wulfen claws	0

## RANGED WEAPONS

WEAPON	POINTS PER WEAPON
Absolvor bolt pistol	0
Accelerator autocannon	10
Assault bolter	8
Assault cannon	22
Assault plasma incinerator	15
Astartes grenade launcher	6
Astartes shotgun	0
Auto bolt rifle	1
Auto boltstorm gauntlets	12
Bellicatus missile array	17
Bolt carbine	0
Bolt pistol	0
Bolt rifle	0
Bolt sniper rifle	3
Boltgun	0
Boltstorm gauntlet	12
Cerberus launcher	0
Combi-bolter	2
Combi-flamer	8
Combi-melta	15
Combi-plasma	11
Cyclone missile launcher	32
Deathwind launcher	5
Demolisher cannon	0
Flamer	6
Flamestorm cannon	25
Flamestorm gauntlets	14
Frag grenades	0
Fragstorm grenade launcher	4
Grenade harness	0
Heavy bolt pistol	0
Heavy bolter	10
Heavy flamer	14
Heavy onslaught gatling cannon	30
Heavy plasma cannon	16
Heavy plasma incinerator	17
Helfrost cannon	17
Helfrost destructor	0
Helfrost pistol	4
Hunter-killer missile	6
Hurricane bolter	10
Icarus ironhail heavy stubber	6
Icarus rocket pod	6
Icarus stormcannon	10

## RANGED WEAPONS

WEAPON	POINTS PER WEAPON
Ironhail heavy stubber	6
Kheres pattern assault cannon	22
Krak grenades	0
Krakstorm grenade launcher	4
Las-talon	40
Lascannon	25
Macro plasma incinerator	31
Marksman bolt carbine	0
Master-crafted auto bolt rifle	4
Master-crafted boltgun	3
Master-crafted instigator bolt carbine	6
Master-crafted occulus bolt carbine	4
Master-crafted stalker bolt rifle	5
Meltagun	14
Missile launcher	20
Multi-melta	22
Occulus bolt carbine	0
Onslaught gatling cannon	16
Plasma blaster	17
Plasma cannon	16
Plasma exterminator	17
Plasma gun	11
Plasma incinerator	15
Plasma pistol	5
Predator autocannon	40
Reaper autocannon	10
Shock grenades	0
Skyhammer missile launcher	20
Skyspear missile launcher	0
Sniper rifle	2
Stalker bolt rifle	0
Storm bolter	2
Stormfrag auto-launcher	4
Stormstrike missile launcher	21
Twin assault cannon	44
Twin boltgun	2
Twin heavy bolter	17
Twin helfrost cannon	25
Twin Icarus ironhail heavy stubber	10
Twin ironhail autocannon	20
Twin lascannon	40
Twin multi-melta	40
Typhoon missile launcher	32
Volkite charger	3
Whirlwind castellan launcher	15
Whirlwind vengeance launcher	20
Wrist-mounted grenade launcher	0
Instigator bolt carbine	5
Heavy laser destroyer	40

## OTHER WARGEAR

ITEM	POINTS PER ITEM
Auto launchers	0
Auxiliary grenade launcher	1
Blizzard shield	15
Camo cloak	3
Combat shield	1
Grapnel launcher	2
Grav-chute	2



## OTHER WARGEAR

ITEM	POINTS PER ITEM
Haywire mine	10
Orbital comms array	18
Psychic hood	5
Runic armour	7
Runic Terminator armour	5
Shield dome	18
Smoke grenades	0
Storm shield (CHARACTERS)	10
Storm shield (Thunderwolf Cavalry)	5
Storm shield (other models)	2
Teleport homer	0
Wolf standard	10

# DEATHWATCH

## HQ

UNIT	MODELS PER UNIT	POINTS PER MODEL (Excluding wargear)
Chaplain	1	72
Chaplain in Terminator Armour	1	90
Chaplain with Jump Pack	1	90
Librarian	1	80
Librarian in Terminator Armour	1	100
Librarian with Jump Pack	1	108
Primaris Chaplain	1	77
Primaris Librarian	1	90
Primaris Watch Captain	1	78
Watch Captain	1	74
Watch Captain in Terminator Armour	1	95
Watch Captain with Jump Pack	1	93
Watch Master	1	115

## NAMED CHARACTERS

UNIT	MODELS PER UNIT	POINTS PER MODEL (Including wargear)
Watch Captain Artemis	1	100

## ELITES

UNIT	MODELS PER UNIT	POINTS PER MODEL (Excluding wargear)
Aggressors	3-6	21
Dreadnought	1	60
Primaris Apothecary	1	60
Redemptor Dreadnought	1	105
Reivers	5-10	16
Terminators	5-10	23
Vanguard Veterans	5-10	17
Venerable Dreadnought	1	80

## TROOPS

UNIT	MODELS PER UNIT	POINTS PER MODEL (Excluding wargear)
Veterans	5-10	14
- Bikers	-	21
- Black Shield	-	16
- Terminators	-	23
- Vanguard Veterans	-	17
Intercessors	5-10	17
- Aggressors	-	21
- Hellblasters	-	18
- Inceptors	-	25
- Reivers	-	18

## FAST ATTACK

UNIT	MODELS PER UNIT	POINTS PER MODEL (Excluding wargear)
Bikers	3-6	21
Inceptors	3-6	25

## HEAVY SUPPORT

UNIT	MODELS PER UNIT	POINTS PER MODEL (Excluding wargear)
Hellblasters	5-10	18
Land Raider	1	180
Land Raider Crusader	1	200
Land Raider Redeemer	1	180
Repulsor Executioner	1	215

## DEDICATED TRANSPORTS

UNIT	MODELS PER UNIT	POINTS PER MODEL (Excluding wargear)
Drop Pod	1	63
Razorback	1	70
Repulsor	1	215
Rhino	1	65

## FLYERS

UNIT	MODELS PER UNIT	POINTS PER MODEL (Excluding wargear)
Corvus Blackstar	1	125

## RANGED WEAPONS

WEAPON	POINTS PER WEAPON
Absolvor bolt pistol	0
Assault bolter	10
Assault cannon	22
Assault plasma incinerator	15
Auto bolt rifle	1
Auto boltstorm gauntlets	12
Blackstar rocket launcher	15
Bolt carbine	0
Bolt pistol	0
Bolt rifle	0
Boltgun	0
Combi-flamer	8



## RANGED WEAPONS

WEAPON	POINTS PER WEAPON
Combi-grav	13
Combi-melta	15
Combi-plasma	11
Cyclone missile launcher	32
Deathwatch frag cannon	20
Deathwatch shotgun	1
Deathwind launcher	5
Flamer	6
Flamestorm cannon	25
Flamestorm gauntlets	14
Frag grenades	0
Fragstorm grenade launcher	4
Grav-gun	10
Grav-pistol	8
Hand flamer	1
Heavy bolt pistol	0
Heavy bolter	10
Heavy flamer	14
Heavy onslaught gatling cannon	30
Heavy plasma cannon	16
Heavy plasma incinerator	17
Hunter-killer missile	6
Hurricane bolter	10
Icarus ironhail heavy stubber	6
Icarus rocket pod	6
Inferno pistol	9
Infernus heavy bolter	14
Ironhail heavy stubber	6
Krak grenades	0
Krakstorm grenade launcher	4
Las-talon	40
Macro plasma incinerator	31
Master-crafted auto bolt rifle	4
Master-crafted boltgun	3
Master-crafted stalker bolt rifle	5
Melta bombs	5
Meltagun	14
Missile launcher	20
Multi-melta	22
Onslaught gatling cannon	16
Plasma exterminator	17
Plasma gun	11
Plasma incinerator	15
Plasma pistol	5
Reductor pistol	0
Shock grenades	0
Stalker bolt rifle	0
Stalker pattern boltgun	1
Storm bolter (Vehicles)	2
Storm bolter (other models)	2
Stormstrike missile launcher	21
Twin assault cannon	44
Twin boltgun	2
Twin heavy bolter	17
Twin lascannon	40
Heavy laser destroyer	40
Twin Icarus ironhail heavy stubber	10

## MELEE WEAPONS

WEAPON	POINTS PER WEAPON
Chainfist	11
Chainsword	0
Combat knife	0
Crozius arcanum	0
Dreadnought combat weapon	20
Force axe	10
Force stave	8
Force sword	8
Guardian spear	0
Heavy thunder hammer	18
Lightning claws (single/pair)	6/10
Power axe	5
Power fist	9
Power maul	4
Power sword	4
Redemptor fist	0
Relic blade	9
Thunder hammer (CHARACTERS)	40
Thunder hammer (other models)	16
Xenophase blade	5

## OTHER WARGEAR

ITEM	POINTS PER ITEM
Auspex array	5
Auto launchers	0
Auxiliary grenade launcher	1
Blackstar cluster launcher	0
Combat shield	1
Deathwatch teleport homer	0
Grapnel launcher	2
Grav-chute	2
Infernum halo-launcher	5
Storm shield (CHARACTERS)	10
Storm shield (other models)	2



# GREY KNIGHTS

## UNITS

UNIT	MODELS PER UNIT	POINTS PER MODEL (Excluding wargear)
Apothecary	1	75
Brother-Captain	1	110
Brotherhood Ancient	1	90
Brotherhood Champion	1	90
Chaplain	1	105
Dreadnought	1	65
Grand Master	1	130
Grand Master in Nemesis Dreadknight	1	150
Interceptor Squad	5-10	17
Land Raider	1	180
Land Raider Crusader	1	200
Land Raider Redeemer	1	180
Librarian	1	100
Nemesis Dreadknight	1	100
Paladin Ancient	1	100
Paladin Squad	3-10	41
Purgation Squad	5-10	14
Purifier Squad	5-10	14
Razorback	1	70
Rhino	1	65
Servitors	4	5
Stormhawk Interceptor	1	85
Stormraven Gunship	1	192
Stormtalon Gunship	1	110
Strike Squad	5-10	14
Techmarine	1	55
Terminator Squad	5-10	32
Venerable Dreadnought	1	85

## NAMED CHARACTERS

UNIT	MODELS PER UNIT	POINTS PER MODEL (Including wargear)
Brother-Captain Stern	1	105
Castellan Crowe	1	80
Grand Master Voldus	1	153
Lord Kaldor Draigo	1	180

## OTHER WARGEAR

ITEM	POINTS PER ITEM
Dreadknight teleporter	10

## RANGED WEAPONS

WEAPON	POINTS PER WEAPON
Assault cannon	22
Bolt pistol	0
Boltgun	0
Combi-flamer	8
Combi-melta	15
Combi-plasma	11
Flamer	6

## RANGED WEAPONS

WEAPON	POINTS PER WEAPON
Flamestorm cannon	25
Frag grenades	0
Gatling psilencer	20
Heavy bolter	10
Heavy flamer	14
Heavy incinerator	19
Heavy plasma cannon	16
Heavy psycannon	24
Hunter-killer missile	6
Hurricane bolter	10
Icarus stormcannon	10
Incinerator	9
Incinerator (Terminator)	9
Krak grenades	0
Las-talon	40
Lascannon	25
Missile launcher	20
Multi-melta	22
Plasma cannon	16
Plasma cutter	5
Psilencer	4
Psilencer (Terminator)	4
Psycannon	7
Psycannon (Terminator)	7
Psyk-out grenades	0
Skyhammer missile launcher	20
Storm bolter	2
Stormstrike missile launcher	21
Twin assault cannon	44
Twin heavy bolter	17
Twin heavy plasma cannon	24
Twin lascannon	40
Twin multi-melta	40
Typhoon missile launcher	32

## MELEE WEAPONS

WEAPON	POINTS PER WEAPON
Crozius arcanum	0
Dreadfist/two Dreadfists	10/15
Dreadnought combat weapon	20
Nemesis Daemon greathammer	15
Nemesis Daemon hammer	13
Nemesis falchion	1
Nemesis force halberd	1
Nemesis force sword	1
Nemesis greatsword	10
Nemesis warding stave	1
Power axe	5
Servo-arm	0



# FORCES OF THE IMPERIUM

## ADEPTA SORORITAS

HQ		
UNIT	MODELS PER UNIT	POINTS PER MODEL (Excluding wargear)
Canoness	1	45
Missionary	1	38

TROOPS		
UNIT	MODELS PER UNIT	POINTS PER MODEL (Excluding wargear)
Battle Sisters Squad	5-15	9

FAST ATTACK		
UNIT	MODELS PER UNIT	POINTS PER MODEL (Excluding wargear)
Dominion Squad	5-10	10
Seraphim Squad	5-10	11

HEAVY SUPPORT		
UNIT	MODELS PER UNIT	POINTS PER MODEL (Excluding wargear)
Exorcist	1	90
Mortifiers	1-4	36
- Anchorite		42
Penitent Engines	1-4	28
Retributor Squad	5-10	10

DEDICATED TRANSPORTS		
UNIT	MODELS PER UNIT	POINTS PER MODEL (Excluding wargear)
Immolator	1	70
Sororitas Rhino	1	65

NAMED CHARACTERS		
UNIT	MODELS PER UNIT	POINTS PER MODEL (Including wargear)
Junith Eruita	1	110
Celestine	1	160
Geminae Superia	1-2	16
Triumph of Saint Katherine	1	185

FORTIFICATIONS		
UNIT	MODELS PER UNIT	POINTS PER MODEL (Including wargear)
Battle Sanctum	1	50

OTHER WARGEAR	
ITEM	POINTS PER ITEM
Armorium cherub	5
Brazier of holy fire	8
Incensor cherub	5
Null rod	12

ELITES		
UNIT	MODELS PER UNIT	POINTS PER MODEL (Excluding wargear)
Arco-flagellants	3-10	13
Celestian Squad	5-10	10
Crusaders	2-6	9
Death Cult Assassins	2-6	13
Dialogus	1	35
Hospitaller	1	35
Imagifier	1	45
Preacher	1	30
Repentia Superior	1	35
Sisters Repentia	4-9	13
Zephyrim Squad	5-10	13

RANGED WEAPONS	
WEAPON	POINTS PER WEAPON
Autogun	0
Bolt pistol	0
Boltgun	0
Combi-flamer	8
Combi-melta	15
Combi-plasma	11
Condemnor boltgun	1
Exorcist conflagration rockets	40
Exorcist missile launcher	70
Flamer	6
Frag grenades	0
Hand flamer	1
Heavy bolter	10
Heavy flamer	14
Hunter-killer missile	6
Immolation flamers	30
Inferno pistol	7
Krak grenades	0
Laspistol	0
Meltagun	14
Multi-melta	22
Plasma pistol	5
Shotgun	0
Storm bolter	2
Twin heavy bolter	17
Twin multi-melta	40

MELEE WEAPONS	
WEAPON	POINTS PER WEAPON
Arco-flails	0
Blessed blade	9
Chainsword	0
Chirurgion's tools	0
Death Cult power blades	0

OTHER WARGEAR	
ITEM	POINTS PER ITEM
Rod of office	5
Simulacrum Imperialis	5
Storm shield	0
Zephyrim pennant	5



## MELEE WEAPONS

WEAPON	POINTS PER WEAPON
Dialogus staff	0
Neural whips	0
Penitent buzz-blade	0
Penitent eviscerator	0
Penitent flail	0
Power maul	4
Power sword	4

# ADEPTUS CUSTODES

## UNITS

UNIT	MODELS PER UNIT	POINTS PER MODEL (Excluding wargear)
Allarus Custodians	3-10	60
Custodian Guard	3-10	40
Custodian Wardens	3-10	43
Shield-Captain	1	90
Shield-Captain in	1	100
Allarus Terminator Armour		
Shield-Captain on Dawneagle Jetbike	1	150
Venerable Contemptor Dreadnought	1	90
Venerable Land Raider	1	205
Vertus Praetors	3-10	80
Vexilus Praetor	1	80
Vexilus Praetor in	1	90
Allarus Terminator Armour		

## NAMED CHARACTERS

UNIT	MODELS PER UNIT	POINTS PER MODEL (Including wargear)
Captain-General Trajann Valoris	1	180

## RANGED WEAPONS

WEAPON	POINTS PER WEAPON
Balistus grenade launcher	0
Castellan axe	11
Combi-bolter	2
Guardian spear	9
Hunter-killer missile	6
Hurricane bolter	10
Kheres-pattern assault cannon	23
Multi-melta	22
Salvo launcher	15
Sentinel blade	7
Storm bolter	2
Twin heavy bolter	17
Twin lascannon	50

## MELEE WEAPONS

WEAPON	POINTS PER WEAPON
Dreadnought combat weapon	20
Interceptor lance	0
Misericordia	3

## OTHER WARGEAR

WARGEAR	POINTS PER ITEM
Storm shield (CHARACTERS)	10
Storm shield (other models)	5
Vexilla Defensor	20
Vexilla Imperius	20
Vexilla Magnifica	30

# SISTERS OF SILENCE

## UNITS

UNIT	MODELS PER UNIT	POINTS PER MODEL (Excluding wargear)
Null-Maiden Rhino	1	65
Prosecutors	5-10	10
Vigilators	5-10	10
Witchseekers	5-10	10

## RANGED WEAPONS

WEAPON	POINTS PER WEAPON
Boltgun	0
Flamer	6
Hunter-killer missile	6
Psyk-out grenades	0
Storm bolter	2

## MELEE WEAPONS

WEAPON	POINTS PER WEAPON
Executioner greatblade	5

# OFFICIO ASSASSINORUM

## UNITS

UNIT	MODELS PER UNIT	POINTS PER MODEL (Including wargear)
Callidus Assassin	1	95
Culexus Assassin	1	95
Eversor Assassin	1	95
Vindicare Assassin	1	95



# ASTRA MILITARUM

UNITS		
UNIT	MODELS PER UNIT	POINTS PER MODEL (Excluding wargear)
Armoured Sentinels	1-3	30
Astropath	1	15
Baneblade	1	350
Banehammer	1	350
Banesword	1	350
Basilisks	1-3	100
Bullgryns	3-9	35
Chimera	1	60
Command Squad*	4	6
Commissar	1	15
Company Commander	1	30
Conscript	20-30	4
Crusaders	2-10	9
Deathstrike	1	125
Doomhammer	1	350
Heavy Weapons Squad	3	6
Hellhammer	1	410
Hellhounds	1-3	73
Hydras	1-3	85
Infantry Squad*	10	4
Knight Commander Pask	1	177
Leman Russ Battle Tanks	1-3	107
Lord Commissar	1	30
Manticore	1	125
Master of Ordnance	1	30
Militarum Tempestus	4	9
Command Squad		
Militarum Tempestus Scions	5-10	7
Ministorum Priest	1	35
Officer of the Fleet	1	20
Ogryn Bodyguard	1	45
Ogryns	3-9	30
Platoon Commander	1	20
Primaris Psyker	1	38
Ratlings	5-10	5
Scout Sentinels	1-3	30
Servitors	4	5
Shadowword	1	410
Special Weapons Squad	6	4
Stormlord	1	410
Stormsword	1	370
Tank Commander	1	142
Taurox	1	50
Taurox Prime	1	80
Tech-Priest Enginseer	1	30
Tempestor Prime	1	35
Valkyries	1-3	100
Veterans*	10	5
Wyrdvane Psykers	3-9	7
Wyverns	1-3	105

\* If models in these units form Heavy Weapons Teams, there is no additional points cost.

## NAMED CHARACTERS

UNIT	MODELS PER UNIT	POINTS PER MODEL (Including wargear)
Colonel 'Iron Hand' Straken	1	75
Colour Sergeant Kell	1	40
Commissar Yarrick	1	100
Lord Castellan Creed	1	55
Nork Deddog	1	55
Sergeant Harker	1	50
Severina Raine	1	32
Sly Marbo	1	55

## OTHER WARGEAR

ITEM	POINTS PER ITEM
Augur array	5
Brute shield	0
Bullgryn plate	5
Dozer blade	5
Medi-pack	5
Platoon standard	5
Regimental standard	5
Slabshield	0
Storm shield	0
Tempestus command rod	5
Track guards	10
Vox-caster	5

## MELEE WEAPONS

WEAPON	POINTS PER WEAPON
Adamantium tracks	0
Bullgryn maul	7
Chainsword	0
Force stave	8
Huge knife	0
Omnissian axe	0
Power fist	8
Power sword	4
Sentinel chainsaw	2
Telepathica stave	6
Servo-arm	0
Wyrdvane stave	0

## RANGED WEAPONS

WEAPON	POINTS PER WEAPON
Artillery barrage	0
Autocannon	10
Autogun	0
Baneblade cannon	0
Battle cannon	22
Bolt pistol	1
Boltgun	1
Chem cannon	7
Deathstrike missile	0
Demolisher cannon	20
Earthshaker cannon	0
Eradicator nova cannon	15
Executioner plasma cannon	15



## RANGED WEAPONS

WEAPON	POINTS PER WEAPON
Exterminator autocannon	17
Flamer	6
Frag bomb	0
Frag grenades	0
Grenade launcher	3
Grenadier gauntlet	5
Heavy bolter	8
Heavy flamer	14
Heavy stubber	2
Hellhammer cannon	0
Hellstrike missiles	12
Hot-shot lasgun	0
Hot-shot laspistol	0
Hot-shot volley gun	7
Hunter-killer missile	6
Hydra quad autocannon	0
Inferno cannon	20
Krak grenades	0
Lascannon	15
Lasgun	0
Lasgun array	0
Laspistol	0
Magma cannon	0
Melta cannon	20
Meltagun (model with a Ballistic Skill of 4+)	10
Meltagun (other models)	14
Missile launcher	10
Mortar	9
Multi-laser	5
Multi-melta	15
Multiple rocket pod	8
Plasma cannon	10
Plasma gun (model with a Ballistic Skill of 4+)	7
Plasma gun (other models)	11
Plasma pistol	5
Punisher gatling cannon	30
Quake cannon	0
Ripper gun	0
Shotgun	0
Sniper rifle	2
Storm bolter	2
Storm eagle rockets	0
Stormsword siege cannon	0
Taurox battle cannon	18
Taurox gatling cannon	20
Taurox missile launcher	30
Tremor cannon	0
Twin heavy bolter	14
Twin heavy flamer	28
Vanquisher battle cannon	15
Volcano cannon	0
Vulcan mega-bolter	0
Wyvern quad stormshard mortar	0

## ADEPTUS MECHANICUS

### UNITS

UNIT	MODELS PER UNIT	POINTS PER MODEL (Excluding wargear)
Corpuscarii Electro-Priests	5-20	12
Cybernetica Datasmith	1	22
Fulgurite Electro-Priests	5-20	14
Ironstrider Ballistarii	1-6	40
Kastelan Robots	2-6	65
Kataphron Breachers	3-12	20
Kataphron Destroyers	3-12	15
Knight Crusader	1	285
Knight Errant	1	285
Knight Gallant	1	305
Knight Paladin	1	285
Knight Warden	1	285
Onager Dunecrawler	1	70
Servitors	4	5
Sicarian Infiltrators	5-10	11
Sicarian Ruststalkers	5-10	9
Skitarii Rangers	5-10	7
Skitarii Vanguard	5-10	8
Skorpius Dunerider	1	65
Skorpius Disintegrator	1	85
Sydonian Dragoons	1-6	59
Tech-Priest Dominus	1	70
Tech-Priest Enginseer	1	30
Tech-Priest Manipulus	1	65

### NAMED CHARACTERS

UNIT	MODELS PER UNIT	POINTS PER MODEL (Including wargear)
Belisarius Cawl	1	190

### RANGED WEAPONS

WEAPON	POINTS PER WEAPON
Arc pistol	1
Arc rifle	2
Avenger gatling cannon	75
Belleros energy cannon	20
Cognis flamer	7
Cognis heavy stubber	2
Disruptor missile launcher	0
Eradication beamer	30
Eradication ray	10
Ferrumite cannon	25
Flechette blaster	0
Galvanic rifle	0
Gamma pistol	10
Heavy arc rifle	6
Heavy bolter	10
Heavy flamer	14
Heavy grav-cannon	24
Heavy phosphor blaster	15
Heavy stubber	2



RANGED WEAPONS	
WEAPON	POINTS PER WEAPON
Icarus array	30
Incendine combustor	15
Ironstorm missile pod	16
Laspistol	0
Macrostubber	2
Magnarail lance	0
Meltagun	14
Multi-melta	22
Neutron laser	35
Phosphor blast pistol	1
Phosphor blaster	6
Phosphor serpenta	2
Plasma caliver	11
Plasma cannon	16
Plasma culverin	27
Radium carbine	0
Radium jezzail	4
Radium pistol	0
Rapid-fire battle cannon	100
Stormspear rocket pod	45
Stubcarbine	0
Thermal cannon	76
Torsion cannon	15
Transonic cannon	0
Transuranic arquebus	12
Twin cognis autocannon	20
Twin cognis heavy stubber	4
Twin cognis lascannon	40
Twin heavy phosphor blaster	30
Twin Icarus autocannon	20
Volkite blaster	8

MELEE WEAPONS	
WEAPON	POINTS PER WEAPON
Arc claw	4
Arc maul	5
Chordclaw	0
Electroleech stave	0
Electrostatic gauntlets	0
Hydraulic claw	5
Kastelan fists	20
Mechadendrites	0
Omniussian axe	0
Omniussian staff	0
Power fist	9
Power sword	4
Reaper chainsword	30
Servo-arm	0
Taser goad	4
Taser lance	9
Thunderstrike gauntlet	35
Titanic feet	0
Transonic blades	2
Transonic razor	2

OTHER WARGEAR	
ITEM	POINTS PER ITEM
Broad spectrum data-tether	0
Enhanced data-tether	5
Omnispex	7
Smoke launchers	0

# IMPERIAL KNIGHTS

UNITS		
UNIT	MODELS PER UNIT	POINTS PER MODEL (Excluding wargear)
Armiger Helverin	1-3	155
Armiger Warglaive	1-3	145
Knight Castellan	1	510
Knight Crusader	1	285
Knight Errant	1	285
Knight Gallant	1	305
Knight Paladin	1	285
Knight Preceptor	1	340
Knight Valiant	1	500
Knight Warden	1	285
Sacristan Forgeshrine	1	80

NAMED CHARACTERS		
UNIT	MODELS PER UNIT	POINTS PER MODEL (Including wargear)
Canis Rex	1	400

RANGED WEAPONS	
WEAPON	POINTS PER WEAPON
Armiger autocannon	0
Avenger gatling cannon	75
Conflagration cannon	0
Heavy flamer	14
Heavy stubber	2
Ironstorm missile pod	16
Las-impulsor	0
Meltagun	14
Multi-laser	5
Plasma decimator	40
Rapid-fire battle cannon	100
Shieldbreaker missile	12
Stormspear rocket pod	45
Thermal cannon	76
Thermal spear	0
Thundercoil harpoon	0
Twin Icarus autocannon	20
Twin meltagun	0
Twin siegebreaker cannon	35
Volcano lance	60



MELEE WEAPONS	
WEAPON	POINTS PER WEAPON
Reaper chain-cleaver	0
Reaper chainsword	30
Thunderstrike gauntlet	35
Titanic feet	0

# INQUISITION

UNITS		
UNIT	MODELS PER UNIT	POINTS PER MODEL (Excluding wargear)
Acolytes	1-6	8
Daemonhost	1	25
Inquisitor	1	55
Jokaero Weaponsmith	1	18
Ordo Malleus Inquisitor in Terminator Armour	1	91

NAMED CHARACTERS		
UNIT	MODELS PER UNIT	POINTS PER MODEL (Including wargear)
Inquisitor Coteaz	1	90
Inquisitor Eisenhorn	1	80
Inquisitor Greyfax	1	85
Inquisitor Karamazov	1	115

RANGED WEAPONS	
WEAPON	POINTS PER WEAPON
Bolt pistol	0
Boltgun	0
Combi-flamer	8
Combi-melta	15
Combi-plasma	11
Condemnor boltgun	1
Digital weapons	4
Flamer	6
Frag grenade	0
Hot-shot lasgun	4
Incinerator	20
Inferno pistol	7
Laspistol	0
Krak grenade	0
Master-crafted condemnnor boltgun	0
Master-crafted multi-melta	0
Meltagun	14
Needle pistol	2
Plasma gun	11
Plasma pistol	5
Psyber eagle	0
Psycannon	7
Psyk-out grenade	0
Storm bolter	2
Unholy gaze	0

MELEE WEAPONS	
WEAPON	POINTS PER WEAPON
Chainsword	0
Force axe	10
Force stave	8
Force sword	8
Master-crafted Nemesis Daemon hammer	0
Master-crafted power sword	0
Nemesis Daemon hammer	18
Null rod	4
Power fist	9
Power maul	4
Power sword	4
Throne of Judgement's stomping feet	0
Thunder hammer	16
Warp grasp	0





# FORCES OF CHAOS

## CHAOS SPACE MARINES

HQ		
UNIT	MODELS PER UNIT	POINTS PER MODEL (Excluding wargear)
Chaos Lord	1	74
Chaos Lord in Terminator Armour	1	95
Chaos Lord with Jump Pack	1	93
Daemon Prince	1	146
Daemon Prince with Wings	1	155
Dark Apostle	1	72
Exalted Champion	1	70
Lord Discordant on Helstalker	1	150
Master of Executions	1	60
Master of Possession	1	80
Sorcerer	1	80
Sorcerer in Terminator Armour	1	100
Sorcerer with Jump Pack	1	108
Warpsmith	1	35

TROOPS		
UNIT	MODELS PER UNIT	POINTS PER MODEL (Excluding wargear)
Chaos Cultists	10-30	4
Chaos Space Marines	5-20	11

ELITES		
UNIT	MODELS PER UNIT	POINTS PER MODEL (Excluding wargear)
Chosen	5-10	12
Dark Disciples	2	5
Fallen	5-10	11
Greater Possessed	1-2	60
Helbrute	1	60
Khorne Berzerkers	5-20	15
Mutilators	3	35
Noise Marines	5-20	13
Plague Marines	5-20	16
Possessed	5-20	17
Rubric Marines	5-20	16
Terminators	5-10	23

FAST ATTACK		
UNIT	MODELS PER UNIT	POINTS PER MODEL (Excluding wargear)
Bikers	3-9	21
Chaos Spawn	1-5	20
Raptors	5-15	15
Warp Talons	5-10	9

FORTIFICATIONS		
UNIT	MODELS PER UNIT	POINTS PER MODEL (Excluding wargear)
Noctilith Crown	1	80

HEAVY SUPPORT		
UNIT	MODELS PER UNIT	POINTS PER MODEL (Excluding wargear)
Chaos Land Raider	1	180
Chaos Predator	1	85
Chaos Vindicator	1	125
Defiler	1	120
Forgefiend	1	80
Havocs	5	14
Maulerfiend	1	110
Obliterators	1-3	95
Venomcrawler	1	115

DEDICATED TRANSPORTS		
UNIT	MODELS PER UNIT	POINTS PER MODEL (Excluding wargear)
Chaos Rhino	1	65

LORDS OF WAR		
UNIT	MODELS PER UNIT	POINTS PER MODEL (Excluding wargear)
Khorne Lord of Skulls	1	315

FLYERS		
UNIT	MODELS PER UNIT	POINTS PER MODEL (Excluding wargear)
Helldrake	1	120

DAEMONS		
UNIT	MODELS PER UNIT	POINTS PER MODEL (Including weapons)
Bloodletters	10-30	7
Daemonettes	10-30	6
Horrors	10-30	
- Blue Horrors		5
- Pairs of Brimstone Horrors		3
- Pink Horrors		7
- Iridescent Horror		7
Plaguebearers	10-30	8



## NAMED CHARACTERS

UNIT	MODELS PER UNIT	POINTS PER MODEL (Including wargear)
Abaddon the Despoiler	1	210
Cypher	1	80
Fabius Bile	1	80
Haarken Worldclaimer	1	92
Huron Blackheart	1	105
Khârn the Betrayer	1	120
Lucius the Eternal	1	85

## RANGED WEAPONS

WEAPON	POINTS PER WEAPON
Autocannon	10
Autogun	0
Autopistol	0
Baleflamer	20
Battle cannon	0
Blastmaster	12
Blight launcher	10
Bolt pistol	0
Boltgun	0
Combi-bolter	2
Combi-flamer	8
Combi-melta	15
Combi-plasma	11
Daemongore cannon	50
Demolisher cannon	0
Doom siren	8
Ectoplasma cannon	20
Excruciator cannon	0
Flamer	6
Fleshmetal guns	0
Gorestorm cannon	74
Hades autocannon	20
Hades gatling cannon	90
Havoc launcher	6
Heavy bolter	10
Heavy flamer	14
Heavy stubber	2
Helbrute plasma cannon	16
Icarus lascannon	25
Ichor cannon	25
Inferno bolt pistol	0
Inferno boltgun	0
Lascannon	25
Lashing warp energies	0
Magma cutter	6
Meltagun	14
Missile launcher	20
Multi-melta	22
Plague belcher	7
Plague spewer	15
Plasma gun	11
Plasma pistol	5
Predator autocannon	40
Quad-gun	30
Reaper autocannon	10
Reaper chaincannon	20

## RANGED WEAPONS

WEAPON	POINTS PER WEAPON
Shotgun	0
Skullhurler	60
Sonic blaster	4
Soulreaper cannon	10
Twin heavy bolter	17
Twin heavy flamer	28
Twin lascannon	40
Warp bolter	3
Warpflame pistol	3
Warpflamer	8

## OTHER WARGEAR

ITEM	POINTS PER ITEM
Blight grenades	0
Daemonic Icon	15
Frag grenades	0
Icon of Despair	10
Icon of Excess	10
Icon of Flame	5
Icon of Vengeance	5
Icon of Wrath	10
Instrument of Chaos	10
Krak grenades	0

## MELEE WEAPONS

WEAPON	POINTS PER WEAPON
Accursed crozius	0
Axe of dismemberment	0
Bladed limbs and tail	0
Brutal assault weapon	0
Bubotic axe	5
Chainaxe	1
Chainfist	11
Chainsword	0
Crushing fists	0
Daemon jaws	8
Daemonic axe	10
Daemonic mutations	0
Defiler claws	0
Defiler scourge	12
Eviscerating claws	0
Flail of corruption	10
Fleshmetal weapons	0
Force axe	10
Force stave	8
Force sword	8
Great cleaver of Khorne	0
Great plague cleaver	15
Helbrute fist (single/pair)	20/30
Helbrute hammer	30
Heldrake claws	0
Hellforged sword	10
Hideous mutations	0
Horrifying mutations	0
Impaler chainglaive	0
Lasher tendrils	12



MELEE WEAPONS	
WEAPON	POINTS PER WEAPON
Lightning claws (single/pair)	6/10
Mace of contagion	7
Malefic talons (one set/two sets)	0/10
Maulerfiend fists	0
Mechatendrils	0
Plague knife	0
Plaguesword	1
Power axe	5
Power fist	9
Power maul	4
Power scourge	25
Power sword	4
Soulflayer tendrils	0
Techno-virus injector	0
Thunder hammer (CHARACTERS)	40
Thunder hammer (other models)	16

## DEATH GUARD

UNITS		
UNIT	MODELS PER UNIT	POINTS PER MODEL (Excluding wargear)
Biologus Putrifier	1	60
Blightlord Terminators	5-10	34
Chaos Cultists	10-40	4
Chaos Land Raider	1	180
Chaos Lord	1	74
Chaos Lord in Terminator Armour	1	95
Chaos Predator	1	85
Chaos Rhino	1	65
Chaos Spawn	1-5	20
Daemon Prince of Nurgle	1	146
Daemon Prince of Nurgle with Wings	1	170
Deathshroud Terminators	3-6	25
Defiler	1	120
Foetid Bloat-drone	1	99
Foul Blightspawn	1	77
Helbrute	1	60
Lord of Contagion	1	95
Malignant Plaguecaster	1	95
Myphitic Blight-haulers	1-3	60
Noxious Blightbringer	1	50
Plague Marines	5-20	16
Plague Surgeon	1	54
Plagueburst Crawler	1	100
Possessed	5-20	17
Poxwalkers	10-20	5
Sorcerer	1	80
Sorcerer in Terminator Armour	1	100
Tallyman	1	50

NAMED CHARACTERS AND DAEMONS		
UNIT	MODELS PER UNIT	POINTS PER MODEL (Including weapons)
Mortarion	1	470
Typhus	1	155
Beasts of Nurgle	1-9	30
Nurglings	3-9	18
Plaguebearers	10-30	8
Plague Drones	3-9	36

RANGED WEAPONS	
WEAPON	POINTS PER WEAPON
Autogun	0
Autopistol	0
Battle cannon	0
Bile spurt	0
Blight grenades	0
Blight launcher	10
Bolt pistol	0
Boltgun	0
Combi-bolter	2
Combi-flamer	8
Combi-melta	15
Combi-plasma	11
Entropy cannon	15
Flamer	6
Havoc launcher	6
Heavy blight launcher	35
Heavy bolter	10
Heavy flamer	14
Heavy slugger	6
Heavy stubber	2
Helbrute plasma cannon	16
Hyper blight grenades	0
Injector pistol	0
Krak grenades	0
Lascannon	25
Meltagun	14
Missile launcher	20
Multi-melta	22
Plague belcher	7
Plagueburst mortar	0
Plague spewer	15
Plaguespitter	17
Plague sprayer	0
Plaguespurt gauntlet	0
Plasma gun	11
Plasma pistol	5
Predator autocannon	40
Reaper autocannon	10
Rothail volley gun	12
Shotgun	0
Twin heavy bolter	17
Twin heavy flamer	28
Twin lascannon	40



MELEE WEAPONS	
WEAPON	POINTS PER WEAPON
Balesword	6
Brutal assault weapon	0
Bubotic axe	5
Chainaxe	1
Chainfist	11
Chainsword	0
Corrupted staff	0
Cursed plague bell	0
Daemonic axe	10
Defiler claws	0
Defiler scourge	12
Flail of corruption	10
Fleshmower	12
Force axe	10
Force stave	8
Force sword	8
Gnashing maw	0
Great plague cleaver	15
Helbrute fist (single/pair)	20/30
Helbrute hammer	30
Hellforged sword	10
Hideous mutations	0
Horrifying mutations	0
Improvised weapon	0
Lightning claws (single/pair)	6/10
Mace of contagion	7
Malefic talons (one set/two sets)	0/10
Manreaper	17
Plague knife	0
Plague probe	5
Plaguesword	1
Plaguereaper	20
Power axe	5
Power fist	9
Power maul	4
Power scourge	25
Power sword	4

OTHER WARGEAR	
ITEM	POINTS PER ITEM
Daemonic Icon	15
Icon of Despair	10
Instrument of Chaos	10

# THOUSAND SONS

NAMED CHARACTERS		
UNIT	MODELS PER UNIT	POINTS PER MODEL (Including wargear)
Ahriman	1	131
Ahriman on Disc of Tzeentch	1	166
Magnus the Red	1	445

HQ		
UNIT	MODELS PER UNIT	POINTS PER MODEL (Excluding wargear)
Daemon Prince of Tzeentch	1	146
Daemon Prince of Tzeentch with Wings	1	185
Exalted Sorcerer	1	112
Exalted Sorcerer on Disc of Tzeentch	1	132
Sorcerer	1	80
Sorcerer in Terminator Armour	1	100

TROOPS		
UNIT	MODELS PER UNIT	POINTS PER MODEL (Excluding wargear)
Chaos Cultists	10-40	4
Rubric Marines	5-20	16
Tzaangors	10-30	8

ELITES		
UNIT	MODELS PER UNIT	POINTS PER MODEL (Excluding wargear)
Helbrute	1	60
Scarab Occult Terminators	5-10	26
Tzaangor Shaman	1	82

FAST ATTACK		
UNIT	MODELS PER UNIT	POINTS PER MODEL (Excluding wargear)
Chaos Spawn	1-5	20
Tzaangor Enlightened	3-9	13

HEAVY SUPPORT		
UNIT	MODELS PER UNIT	POINTS PER MODEL (Excluding wargear)
Chaos Land Raider	1	180
Chaos Predator	1	85
Chaos Vindicator	1	125
Defiler	1	120
Forgefiend	1	80
Maulerfiend	1	110
Mutalith Vortex Beast	1	125

DEDICATED TRANSPORTS		
UNIT	MODELS PER UNIT	POINTS PER MODEL (Excluding wargear)
Chaos Rhino	1	65

FLYERS		
UNIT	MODELS PER UNIT	POINTS PER MODEL (Excluding wargear)
Heldrake	1	120



DAEMONS		
UNIT	MODELS PER UNIT	POINTS PER MODEL (Including weapons)
Flamers	3-9	20
Horrors	10-30	
- Blue Horrors		5
- Pairs of Brimstone Horrors		3
- Pink Horrors		7
- Iridescent Horror		7
Screamers	3-9	23

RANGED WEAPONS	
WEAPON	POINTS PER WEAPON
Autogun	0
Autopistol	0
Baleflamer	20
Battle cannon	0
Combi-bolter	2
Combi-flamer	8
Combi-melta	15
Demolisher cannon	0
Ectoplasma cannon	20
Fatecaster greatbow	2
Flamer	6
Frag grenades	0
Hades autocannon	20
Havoc launcher	6
Heavy bolter	10
Heavy flamer	14
Heavy stubber	2
Heavy warpflamer	17
Helbrute plasma cannon	16
Hellfyre missile rack	15
Inferno bolt pistol	0
Inferno boltgun	0
Inferno combi-bolter	3
Krak grenades	0
Lascannon	25
Magma cutter	6
Missile launcher	20
Multi-melta	22
Plasma pistol	5
Predator autocannon	40
Reaper autocannon	10
Shotgun	0
Soulreaper cannon	10
Twin heavy bolter	17
Twin heavy flamer	28
Twin lascannon	40
Warpflame pistol	3
Warpflamer	8

MELEE WEAPONS	
WEAPON	POINTS PER WEAPON
Betentacled maw	0
Brutal assault weapon	0
Chainsword	0
Daemon jaws	8

MELEE WEAPONS	
WEAPON	POINTS PER WEAPON
Daemonic axe	10
Defiler claws	0
Defiler scourge	12
Divining spear	1
Enormous claws	0
Force stave	8
Force sword	8
Helbrute fist (single/pair)	20/30
Helbrute hammer	30
Heldrake claws	0
Hellforged sword	10
Hideous mutations	0
Lasher tendrils	12
Malefic talons (one set/two sets)	0/10
Maulerfiend fists	0
Power scourge	25
Power sword	4
Tzaangor blades	0

OTHER WARGEAR	
ITEM	POINTS PER ITEM
Brayhorn	10
Daemonic Icon	15
Familiar	9
Icon of Flame	5
Instrument of Chaos	10

# CHAOS DAEMONS

HQ		
UNIT	MODELS PER UNIT	POINTS PER MODEL (Including weapons)
Be'lakor	1	200
Bloodmaster	1	56
Bloodthirster of Insensate Rage	1	230
Bloodthirster of Unfettered Fury	1	210
Blood Throne	1	105
The Blue Scribes	1	86
Changecaster	1	78
The Changeling	1	100
Contorted Epitome	1	195
Epidemius	1	100
Fateskimmer	1	150
Fluxmaster	1	99
Great Unclean one with:		
- Bilesword and bileblade	1	240
- Bilesword and plague flail	1	250
- Doomsday bell and bileblade	1	250
- Doomsday bell and plague flail	1	260
Herald of Slaanesh	1	50
Herald of Slaanesh on Exalted	1	120
Seeker Chariot		
Herald of Slaanesh on Hellflayer	1	100
Herald of Slaanesh on Seeker Chariot	1	90



HQ		
UNIT	MODELS PER UNIT	POINTS PER MODEL (Including weapons)
Horticultural Slimux	1	150
Infernal Enraptureess	1	70
Kairos Fateweaver	1	250
Karanak	1	70
Keeper of Secrets with:		
- Living whip	1	210
- Ritual knife	1	210
- Shining aegis	1	220
- Sinistrous hand	1	210
Lord of Change	1	250
Lord of Change with baleful sword	1	255
The Masque of Slaanesh	1	78
Poxbringer	1	70
Rotigus	1	250
Shalaxi Helbane with:		
- Living whip	1	220
- Shining aegis	1	230
Skarbrand	1	290
Skullmaster	1	90
Skulltaker	1	84
Sloppity Bilepiper	1	60
Spoilpox Scrivener	1	95
Syll'Eske, the Vengeful Allegiance	1	210
Wrath of Khorne Bloodthirster	1	210

TROOPS		
UNIT	MODELS PER UNIT	POINTS PER MODEL (Including weapons)
Bloodletters	10-30	7
Daemonettes	10-30	6
Horrors	10-30	
- Blue Horrors		5
- Pairs of Brimstone Horrors		3
- Pink Horrors		7
- Iridescent Horror		7
Nurglings	3-9	18
Plaguebearers	10-30	8

FAST ATTACK		
UNIT	MODELS PER UNIT	POINTS PER MODEL (Including weapons)
Chaos Spawn	1	20
Furies	5-20	7
Flesh Hounds	5-20	15 (Gore Hounds are 24)
Hellflayer	1	70
Plague Drones	3-9	36
Screamers	3-9	23
Seekers	5-20	15

ELITES		
UNIT	MODELS PER UNIT	POINTS PER MODEL (Including weapons)
Beasts of Nurgle	1-9	30
Bloodcrushers	3-12	40
Exalted Flamer	1	50
Fiends	1-9	37
- Blissbringer		
Flamers	3-9	20

HEAVY SUPPORT & FORTIFICATIONS		
UNIT	MODELS PER UNIT	POINTS PER MODEL (Including weapons)
Burning Chariot	1	100
Exalted Seeker Chariot	1	70
Seeker Chariot	1	50
Skull Altar	1	100
Skull Cannon	1	80
Soul Grinder	1	180
Feculent Gnarlmaaws	1-3	85

DAEMON PRINCE		
UNIT	MODELS PER UNIT	POINTS PER MODEL (Excluding weapons)
Daemon Prince of Chaos	1	146
Daemon Prince with Wings	1	155
WEAPON		POINTS PER WEAPON
Daemonic axe		10
Hellforged sword		10
Malefic talons (one set/two sets)		0/10

OTHER WARGEAR	
ITEM	POINTS PER ITEM
Chanting Horrors (for Burning Chariot and Fateskimmer)	5
Daemonic Icon	15
Instrument of Chaos	10
Rod of sorcery (for Lord of Change)	10
Staff of change	5



# CHAOS KNIGHTS

## UNITS

UNIT	MODELS PER UNIT	POINTS PER MODEL (Excluding wargear)
Knight Desecrator	1	340
Knight Despoiler	1	285
Knight Despoiler with 1 reaper chainsword and 1 thunderstrike gauntlet	1	305
Knight Rampager	1	320
Knight Tyrant	1	500
War Dog	1-3	145

## MELEE WEAPONS

WEAPON	POINTS PER WEAPON
Reaper chain-cleaver	0
Reaper chainsword	30
Thunderstrike gauntlet	35
Titanic feet	0

## RANGED WEAPONS

WEAPON	POINTS PER WEAPON
Avenger gatling cannon	85
Conflagration cannon	0
Heavy flamer	14
Heavy stubber	2
Ironstorm missile pod	16
Laser destructor	0
Meltagun	14
Multi-laser	10
Plasma decimator	40
Rapid-fire battle cannon	90
Shieldbreaker missile	15
Stormspear rocket pod	45
Thermal cannon	55
Thermal spear	0
Thundercoil harpoon	0
Twin Icarus autocannon	20
Twin meltagun	0
Twin siegebreaker cannon	35
Volcano lance	70
War Dog autocannon	5



# FORCES OF THE XENOS

## CRAFTWORLDS

UNITS		
UNIT	MODELS PER UNIT	POINTS PER MODEL (Excluding wargear)
Autarch	1	65
Autarch Skyrunner	1	95
Autarch with Swooping Hawk Wings	1	80
Crimson Hunter	1	128
Crimson Hunter Exarch	1	150
Dark Reapers	3-10	9
Dire Avengers	5-10	8
Falcon	1	100
Farseer	1	110
Farseer Skyrunner	1	130
Fire Dragons	5-10	8
Fire Prism	1	140
Guardian Defenders	10-20	8
- Heavy Weapon Platform	0-2	5
Hemlock Wraithfighter	1	200
Howling Banshees	5-10	7
Night Spinner	1	110
Rangers	5-10	12
Shining Spears	3-9	20
Spiritseer	1	55
Storm Guardians	8-24	6
Striking Scorpions	5-10	8
Support Weapons (including crew)	1-3	25
Swooping Hawks	5-10	6
Vypers	1-3	35
War Walkers	1-3	35
Warlock	1	45
Warlock Conclave	2-10	35
Warlock Skyrunner	1	60
Warlock Skyrunner Conclave	2-10	48
Warp Spiders	5-10	9
Wave Serpent	1	120
Windriders	3-9	16
Wraithblades	5-10	29
Wraithguard	5-10	23
Wraithknight	1	285
Wraithlord	1	80

NAMED CHARACTERS		
UNIT	MODELS PER UNIT	POINTS PER MODEL (Including wargear)
Asurmen	1	150
Avatar of Khaine	1	220
Baharroth	1	110
Bonesinger	1	55
Eldrad Ulthran	1	145

NAMED CHARACTERS		
UNIT	MODELS PER UNIT	POINTS PER MODEL (Including wargear)
Fuegan	1	125
Illic Nightspear	1	65
Jain Zar	1	115
Karandras	1	125
Maugan Ra	1	140
Prince Yriel	1	70

MELEE WEAPONS	
WEAPON	POINTS PER WEAPON
Aeldari blade	0
Biting blade	2
Chainsword	0
Diresword	4
Executioner	7
Ghostaxe	4
Ghostglaive	10
Ghostwords	6
Mirrorswords	4
Paragon sabre	8
Power glaive	4
Power sword	4
Powerblades	4
Scorpion chainsword	1
Star glaive	6
Titanic feet	0
Titanic ghostglaive	30
Titanic wraithbone fists	0
Witchblade	0
Witch staff	0
Wraithbone fists	0
Wraithguard fists	0

OTHER WARGEAR	
ITEM	POINTS PER ITEM
Banshee mask	0
Crystal targeting matrix	5
Forceshield	2
Mandiblasters	0
Scattershield	15
Shimmershield	5
Spirit stones	10
Star engines	10
Vectored engines	10



RANGED WEAPONS		
WEAPON	POINTS PER WEAPON	
Aeldari missile launcher	20	
Avenger shuriken catapult	3	
Bright lance	20	
D-cannon	35	
D-scythe	14	
Death spinner	6	
Doomweaver	0	
Dragon's breath flamer	14	
Firepike	17	
Flamer	6	
Fusion gun	14	
Fusion pistol	7	
Hawk's talon	10	
Heavy D-scythe	0	
Heavy wraithcannon	50	
Lasblaster	7	
Laser lance	8	
Melta bomb	0	
Plasma grenade	0	
Prism cannon	0	
Pulse laser	0	
Ranger long rifle	0	
Reaper launcher	22	
Scatter laser	7	
Scorpion's claw	9	
Shadow weaver	12	
Shuriken cannon	10	
Shuriken catapult	0	
Shuriken pistol	0	
Singing spear	5	
Star lance	10	
Starcannon	13	
Suncannon	60	
Tempest launcher	27	
Triskele	6	
Twin Aeldari missile launcher	35	
Twin bright lance	35	
Twin scatter laser	12	
Twin shuriken cannon	17	
Twin shuriken catapult	2	
Twin starcannon	24	
Vibro cannon	10	
Wraithcannon	10	

# Drukhari

HQ		
UNIT	MODELS PER UNIT	POINTS PER MODEL (Excluding wargear)
Archon	1	55
Haemonculus	1	70
Succubus	1	50

OTHER WARGEAR	
ITEM	POINTS PER ITEM
Chain-snares	2
Cluster caltrops	3
Grav-talon	3
Grisly trophies	2
Spirit probe	5
Splinter racks	10

TROOPS		
UNIT	MODELS PER UNIT	POINTS PER MODEL (Excluding wargear)
Kabalite Warriors	5-20	6
Wracks	5-10	9
Wyches	5-20	8

ELITES		
UNIT	MODELS PER UNIT	POINTS PER MODEL (Excluding wargear)
Beastmaster	1	36
Grotesques	3-10	32
Incubi	5-10	14
Lhamaean	1	15
Mandrakes	5-10	15
Medusae	1	21
Sslyth	1	27
Ur-Ghul	1	15

FAST ATTACK		
UNIT	MODELS PER UNIT	POINTS PER MODEL (Excluding wargear)
Clawed Fiends	1-6	32
Hellions	5-20	12
Khymerae	2-12	10
Razorwing Flocks	1-12	12
Reavers	3-12	16
Scourges	5-10	12

HEAVY SUPPORT		
UNIT	MODELS PER UNIT	POINTS PER MODEL (Excluding wargear)
Cronos	1-3	60
Ravager	1	95
Talos	1-3	75

DEDICATED TRANSPORTS		
UNIT	MODELS PER UNIT	POINTS PER MODEL (Excluding wargear)
Raider	1	65
Venom	1	55

FLYERS		
UNIT	MODELS PER UNIT	POINTS PER MODEL (Excluding wargear)
Razorwing Jetfighter	1	115
Voidraven Bomber	1	155

NAMED CHARACTERS		
UNIT	MODELS PER UNIT	POINTS PER MODEL (Including wargear)
Drazhar	1	100
Lelith Hesperax	1	80
Urien Rakarth	1	90



RANGED WEAPONS	
WEAPON	POINTS PER WEAPON
Baleblast	0
Blast pistol	10
Blaster	17
Dark lance	15
Dark scythe	0
Disintegrator cannon	15
Eyeburst	0
Haywire blaster	8
Heat lance	12
Hexrifle	5
Liquifier gun	11
Ossefactor	7
Phantasm grenade launcher	3
Razorwing missiles	0
Shardcarbine	0
Shredder	8
Spirit syphon	0
Spirit vortex	10
Splinter cannon	10
Splinter pistol	0
Splinter pods	0
Splinter rifle	0
Stinger pistol	5
Stinger pod	15
Twin liquifier gun	22
Twin splinter rifle	0
Void lance	0
Voidraven missiles	10

MELEE WEAPONS	
WEAPON	POINTS PER WEAPON
Agoniser	4
Archite glaive	0
Bladevanes	0
Chain-flails	3
Clawed fists	0
Claws and talons	0
Electrocorrosive whip	6
Flesh gauntlet	3
Glimmersteel blade	0
Haemonculus tools	0
Hekatarii blade	0
Hellglaive	0
Huskblade	6
Hydra gauntlets	4
Ichor injector	5
Impaler	5
Klaive	0
Macro-scalpel	4
Mindphase gauntlet	4
Monstrous cleaver	0
Power lance	4
Power sword	4
Razor feathers	0
Razorflails	4
Scissorhand	8
Shaimeshi blade	0

MELEE WEAPONS	
WEAPON	POINTS PER WEAPON
Shardnet and impaler	8
Shock prow	1
Spirit-leech tentacles	0
Sslyth battle-blade	0
Stunclaw	4
Talos gauntlet	15
Venom blade	2
Demiklaives	0

## HARLEQUINS & YNNARI

UNITS		
UNIT	MODELS PER UNIT	POINTS PER MODEL (Excluding wargear)
Death Jester	1	45
Shadowseer	1	110
Skyweavers	2-6	25
Solitaire	1	84
Starweaver	1	60
Troupe	5-12	11
Troupe Master	1	60
Voidweaver	1	55
Webway Gate	1	90

RANGED WEAPONS	
WEAPON	POINTS PER WEAPON
Fusion pistol	7
Hallucinogen grenade launcher	0
Haywire cannon	15
Neuro disruptor	5
Prismatic cannon	15
Plasma grenades	0
Shrieker cannon	0
Shuriken cannon	10
Shuriken pistol	0
Star bolas	0

MELEE WEAPONS	
WEAPON	POINTS PER WEAPON
Harlequin's blade	0
Harlequin's caress	7
Harlequin's embrace	6
Harlequin's kiss	7
Miststave	0
Power sword	4
Zephyrglaive	6

NAMED CHARACTERS		
UNIT	MODELS PER UNIT	POINTS PER MODEL (Including wargear)
The Visarch	1	80
The Yncarne	1	280
Yvraine	1	115



# NECRONS

## NAMED CHARACTERS

UNIT	MODELS PER UNIT	POINTS PER MODEL (Including wargear)
Anrakyr the Traveller	1	140
C'tan Shard of the Deceiver	1	180
C'tan Shard of the Nightbringer	1	155
Illuminor Szeras	1	110
Imotekh the Stormlord	1	140
Nemesor Zahndrekh	1	125
Orikan the Diviner	1	100
Trazyn the Infinite	1	90
Vargard Obyron	1	115

## HQ

UNIT	MODELS PER UNIT	POINTS PER MODEL (Excluding wargear)
Catacomb Command Barge	1	105
Cryptek	1	70
Destroyer Lord	1	95
Lord	1	55
Overlord	1	70

## TROOPS

UNIT	MODELS PER UNIT	POINTS PER MODEL (Excluding wargear)
Immortals	5-10	8
Necron Warriors	10-20	11

## ELITES

UNIT	MODELS PER UNIT	POINTS PER MODEL (Excluding wargear)
Deathmarks	5-10	14
Flayed Ones	5-20	13
Lychguard	5-10	17
Triarch Praetorians	5-10	16
Triarch Stalker	1	85

## FAST ATTACK

UNIT	MODELS PER UNIT	POINTS PER MODEL (Excluding wargear)
Canoptek Scarabs	3-9	13
Canoptek Wraiths	3-6	42
Destroyers	1-6	30 (Heavy Destroyer is 17)
Tomb Blades	3-9	14

## DEDICATED TRANSPORTS

UNIT	MODELS PER UNIT	POINTS PER MODEL (Excluding wargear)
Ghost Ark	1	120

## HEAVY SUPPORT

UNIT	MODELS PER UNIT	POINTS PER MODEL (Excluding wargear)
Annihilation Barge	1	90
Canoptek Spyders	1-3	45
Doomsday Ark	1	160
Heavy Destroyers	1-3	17
Monolith	1	300
Transcendent C'tan	1	180

## FLYERS

UNIT	MODELS PER UNIT	POINTS PER MODEL (Excluding wargear)
Doom Scythe	1	150
Night Scythe	1	115

## LORDS OF WAR

UNIT	MODELS PER UNIT	POINTS PER MODEL (Excluding wargear)
Obelisk	1	350
Tesseract Vault	1	566

## RANGED WEAPONS

WEAPON	POINTS PER WEAPON
Death ray	0
Doomsday cannon	0
Gauss blaster	7
Gauss cannon	20
Gauss flayer	0
Gauss flayer array	0
Gauss flux arc	0
Heat ray	30
Heavy gauss cannon	20
Particle beamer	10
Particle caster	2
Particle shredder	25
Particle whip	0
Rod of covenant	4
Staff of light	10
Synaptic disintegrator	0
Tesla cannon	13
Tesla carbine	7
Tesla sphere	0
Transdimensional beamer	14
Twin heavy gauss cannon	30
Twin tesla destructor	0
Tesla destructor	0

## MELEE WEAPONS

WEAPON	POINTS PER WEAPON
Automaton claws	0
Crackling tendrils	0
Feeder mandibles	0
Flayer claws	0
Hyperphase sword	3
Massive forelimbs	0
Vicious claws	0



## MELEE WEAPONS

WEAPON	POINTS PER WEAPON
Voidblade	4
Voidscythe	12
Warscythe	9
Whip coils	4

## OTHER WARGEAR

ITEM	POINTS PER ITEM
Canoptek cloak	5
Chronometron	15
Dispersion shield	6
Fabricator claw array	5
Gloom prism	5
Nebuloscope	2
Phylactery	10
Resurrection orb	18
Shadowloom	5
Shieldvanes	3

# ORKS

## HQ

UNIT	MODELS PER UNIT	POINTS PER MODEL (Excluding wargear)
Big Mek in Mega Armour	1	77
- Grot Oiler	0-1	4
Big Mek with Shokk Attack Gun	1	55
- Grot Oiler	0-1	4
Big Mek with Kustom Force Field	1	55
- Grot Oiler	0-1	4
Deffkillia Wartrike	1	120
Warboss	1	65
Weirdboy	1	62

## TROOPS

UNIT	MODELS PER UNIT	POINTS PER MODEL (Excluding wargear)
Boyz	10-30	7
Gretchin	10-30	3

## FAST ATTACK

UNIT	MODELS PER UNIT	POINTS PER MODEL (Excluding wargear)
Boomdakka Snazzwagons	1-3	75
Deffkoptas	1-5	20
Kustom Boosta-blastas	1-3	80
Megatrakk Scrapjets	1-3	80
Rukkatrukk Squigbuggies	1-3	100
Shokkjump Dragstas	1-3	90
Stormboyz	5-30	9
Warbikers	3-12	23

## ELITES

UNIT	MODELS PER UNIT	POINTS PER MODEL (Excluding wargear)
Burna Boyz	5-15	10
Kommandos	5-15	8
Meganobz	3-10	20
Mek	1	22
- Grot Oiler	0-1	4
Nob with Waaagh! Banner	1	75
Nobz	5-10	14
- Ammo Runts	0-2	4
Nobz on Warbikes	3-9	33
Painboy	1	52
Runtherd	1	35
Tankbustas	5-15	5
- Bomb Squigs	0-6	10

## HEAVY SUPPORT

UNIT	MODELS PER UNIT	POINTS PER MODEL (Excluding wargear)
Battlewagon	1	120
Bonebreaka	1	140
Deff Dreads	1-3	45
Flash Gitz	5-10	24
- Ammo Runts	0-2	4
Gorkanaut	1	250
Gunwagon	1	140
Killa Kans	1-6	30
Lootas	5-15	17
Mek Gunz (including krew)	1-6	15
Morkanaut	1	220

## DEDICATED TRANSPORTS

UNIT	MODELS PER UNIT	POINTS PER MODEL (Excluding wargear)
Trukk	1	59

## FLYERS

UNIT	MODELS PER UNIT	POINTS PER MODEL (Excluding wargear)
Blitza-bommer	1	108
Burna-bommer	1	102
Dakkajet	1	88
Wazbom Blastajet	1	99

## LORDS OF WAR

UNIT	MODELS PER UNIT	POINTS PER MODEL (Excluding wargear)
Stompa	1	800

## FORTIFICATIONS

UNIT	MODELS PER UNIT	POINTS PER MODEL (Including wargear)
Mekboy Workshop	1	80



## NAMED CHARACTERS

UNIT	MODELS PER UNIT	POINTS PER MODEL (Including wargear)
Boss Snikrot	1	70
Boss Zagstruk	1	88
Ghazghkull Thraka	1	235
Kaptin Badrukk	1	84
- Ammo Runt	0-1	4
Mad Dok Grotsnik	1	86

## RANGED WEAPONS

WEAPON	POINTS PER WEAPON
Big shoota	5
Bubblechukka	30
Burna	0
Burna bottles	0
Burna exhaust	0
Dakkagun	0
Deffgun	0
Deffkannon	0
Deffstorm mega-shoota	0
Grot blasta	0
Grotzooka	10
Heavy squig launcha	0
Kannon	15
Killa jet	0
Killkannon	15
Kombi-weapon with rokkit launcha	12
Kombi-weapon with skorch	17
Kopta rokkit	24
Kustom mega-blasta	9
Kustom mega-kannon	45
Kustom mega-slugga	7
Kustom mega-zappa	17
Kustom shokk rifle	0
Kustom shoota	2
Lobba	18
Mek speshul	0
Rivet kannon	0
Rokkit kannon	0
Rokkit launcha	12
Pair of rokkit pistols	12
Shokk attack gun	25
Shoota	0
Shotgun	0
Skorcha	17
Skorcha missiles	5
Slugga	0
Smasha gun	18
Snagga klaw	0
Snazzgun	0
Squig bomb	0
Squig launcha	0
Stikkbomb chukka	5
Stikkbomb flinga	4
Stikkbombs	0
Stikksquigs	0
Supa-shoota	10
Supa-gatler	28

## RANGED WEAPONS

WEAPON	POINTS PER WEAPON
Supa-rokkit	0
Tankbusta bombs	0
Tellyport blasta	11
Tellyport mega-blasta	18
Traktor kannon	30
Twin big shoota	10
Twin boomstikk	0
Wazbom mega-kannon	12
Wing missiles	0
Zzap gun	18

## MELEE WEAPONS

WEAPON	POINTS PER WEAPON
Attack squig	0
Big choppa	5
Buzz saw	0
Choppa	0
Deff rolla	19
Dread klaw	15
Dread saw	10
Drilla	0
Grabba stikk	0
Grabbin' klaw	5
Grot-prod	0
Kan klaw	0
Killsaw/two killsaws	15/23
Klaw of Gork (or possibly Mork)	0
Mega-choppa	0
Nose drill	0
Power klaw	13
Power stabba	3
Saw blades	0
Spinnin' blades	0
Tankhammer	10
'Urty syringe	0
Waaagh! banner	0
Weirdboy staff	0
Wreckin' ball	3

## OTHER WARGEAR

ITEM	POINTS PER ITEM
'Ard case	0
Cybork body	5
Gitfinda squig	0
Grot lash	0
Grot rigger	5
Kustom force field	20
Squig hound	0



# T'AU EMPIRE

## HQ

UNIT	MODELS PER UNIT	POINTS PER MODEL (Excluding wargear and drones)
Cadre Fireblade	1	39
Commander in XV8 Crisis Battlesuit	1	72
Commander in XV85 Enforcer Battlesuit	1	76
Commander in XV86 Coldstar Battlesuit	1	90
Ethereal	1	45
Ethereal with Hover Drone	1	50
Longstrike	1	137

## TROOPS

UNIT	MODELS PER UNIT	POINTS PER MODEL (Excluding wargear and drones)
Breacher Team	5-10	7
- DS8 Tactical Support Turret	0-1	0
Kroot Carnivores	10-20	4
Strike Team	5-12	7
- DS8 Tactical Support Turret	0-1	0

## DEDICATED TRANSPORTS

UNIT	MODELS PER UNIT	POINTS PER MODEL (Excluding wargear and drones)
TY7 Devilfish	1	70

## ELITES

UNIT	MODELS PER UNIT	POINTS PER MODEL (Excluding wargear and drones)
XV8 Crisis Battlesuits	3-9	24
XV8 Crisis Bodyguards	3-9	27
Firesight Marksman	1	21
XV95 Ghostkeel Battlesuit	1	70
Krootox Riders	1-3	25
Kroot Shaper	1	20
XV104 Riptide Battlesuit	1	185
XV25 Stealth Battlesuit	3-6	14

## FAST ATTACK

UNIT	MODELS PER UNIT	POINTS PER MODEL (Excluding wargear and drones)
Kroot Hounds	4-12	4
Pathfinder Team	5-10	5
TX4 Piranhas	1-5	24
Tactical Drones	4-12	See Drones, opposite
Vespid Stingwings	4-12	11

## DRONES

UNIT	MODELS PER UNIT	POINTS PER MODEL (Including wargear)
MV62 Command-link Drone	N/A	6
MV33 Grav-inhibitor Drone	N/A	8
MV36 Guardian Drone	N/A	8
MV1 Gun Drone	N/A	10
MV17 Interceptor Drone	N/A	15
MV7 Marker Drone	N/A	10
MV8 Missile Drone	N/A	20
MV31 Pulse Accelerator Drone	N/A	8
MB3 Recon Drone	N/A	12
MV4 Shield Drone	N/A	10
MV52 Shield Drone	N/A	11
MV84 Shielded Missile Drone	N/A	25
MV71 Sniper Drone	N/A	16
MV5 Stealth Drones	N/A	6

## HEAVY SUPPORT

UNIT	MODELS PER UNIT	POINTS PER MODEL (Excluding wargear and drones)
XV88 Broadside Battlesuit	1-3	35
TX7 Hammerhead Gunship	1	100
TX78 Sky Ray Gunship	1	80

## FLYERS

UNIT	MODELS PER UNIT	POINTS PER MODEL (Excluding wargear and drones)
AX3 Razorshark Strike Fighter	1	60
AX39 Sun Shark Bomber	1	70

## FORTIFICATIONS

UNIT	MODELS PER UNIT	POINTS PER MODEL (Excluding wargear and drones)
Tidewall Droneport	1	70
Tidewall Gunrig	1	70
Tidewall Shieldline	1	70
-Tidewall Defence Platform	0-1	70

## THE EIGHT

UNIT	MODELS PER UNIT	POINTS PER MODEL (Including wargear and drones)
The Eight	8 Characters 14 Drones	1120

## LORDS OF WAR

UNIT	MODELS PER UNIT	POINTS PER MODEL (Excluding wargear)
KV128 Stormsurge	1	160



NAMED CHARACTERS		
UNIT	MODELS PER UNIT	POINTS PER MODEL (Including wargear but not drones)
Aun'Shi	1	50
Aun'Va	1	70
- Ethereal Guard	2	5
Commander Farsight	1	110
Commander Shadowsun	1	110
Darkstrider	1	45

SUPPORT SYSTEMS	
SUPPORT SYSTEM	POINTS PER SYSTEM
Advanced targeting system (Ghostkeel, Riptide and Stormsurge)	18
Advanced targeting system (all other models)	6
Counterfire defence system	10
XV8-02 Crisis Iridium battlesuit	10
Drone controller	5
Early warning override (Ghostkeel, Riptide and Stormsurge)	10
Early warning override (all other models)	5
Homing beacon	20
Multi-tracker	10
Shield generator (Stormsurge)	30
Shield generator (all other models)	8
Target lock (Ghostkeel, Riptide and Stormsurge)	12
Target lock (all other models)	6
Velocity tracker (Ghostkeel, Riptide and Stormsurge)	10
Velocity tracker (all other models)	2

RANGED WEAPONS	
WEAPON	POINTS PER WEAPON
Airbursting fragmentation projector	8
Burst cannon	8
Cluster rocket system	15
Cyclic ion blaster	18
Cyclic ion raker	20
Destroyer missile	10
Flamer	6
Fusion blaster	14
Fusion collider	25
Heavy burst cannon	35
Heavy rail rifle	25
High-output burst cannon	16
High-yield missile pod	25
Ion accelerator	50
Ion cannon	35
Ion rifle	7
Kroot gun	0
Kroot rifle	0
Longshot pulse rifle	0
Markerlight	3
Missile pod	15
Neutron blaster	0

RANGED WEAPONS	
WEAPON	POINTS PER WEAPON
Photon grenades	0
Plasma rifle	8
Pulse blastcannon	20
Pulse blaster	0
Pulse bomb	0
Pulse carbine	0
Pulse driver cannon	30
Pulse pistol	1
Pulse rifle	0
Quad ion turret	30
Rail rifle	12
Railgun	30
Seeker missile	5
Smart missile system	15
Supremacy railgun	50

MELEE WEAPONS	
WEAPON	POINTS PER WEAPON
Equalizers	1
Honour blade	0
Kroot rifle	0
Krootox fists	0
Ripping fangs	0
Ritual blade	0

# TYRANIDS

UNITS		
UNIT	MODELS PER UNIT	POINTS PER MODEL (Excluding wargear)
Biovores	1-3	40
Broodlord	1	115
Carnifexes	1-3	67
Exocrine	1	155
Gargoyles	10-30	5
Genestealers	5-20	10
Harpy	1	105
Haruspex	1	150
Hive Crone	1	135
Hive Guard	3-6	18
Hive Tyrant	1	143
Hive Tyrant with Wings	1	190
Hormagaunts	10-30	5
Lictor	1	30
Maleceptor	1	150
Mawloc	1	104
Mucolid Spores	1-3	20
Neurothrope	1	90
Pyrovores	1-3	25
Ravens	3-9	18
Ripper Swarms	3-9	11
Screamer-Killers	1-3	90
Spore Mines	3-9	10



UNITS		
UNIT	MODELS PER UNIT	POINTS PER MODEL (Excluding wargear)
Sporocyst	1	79
Termagants	10-30	4
Tervigon	1	162
Thornbacks	1-3	70
Toxicrene	1	125
Trygon	1	108
Trygon Prime	1	138
Tyranid Prime	1	70
Tyranid Warriors	3-9	18
Tyrannocyte	1	50
Tyrannofex	1	151
Tyrant Guard	3-6	35
Venomthropes	3-6	30
Zoanthropes	3-6	40

NAMED CHARACTERS		
UNIT	MODELS PER UNIT	POINTS PER MODEL (Including wargear)
Deathleaper	1	60
Old One Eye	1	200
The Red Terror	1	50
The Swarmlord	1	250

RANGED WEAPONS	
WEAPON	POINTS PER WEAPON
Acid spray	20
Barbed strangler	10
Bio-electric pulse	0
Bio-electric pulse with containment spines	0
Bio-plasma	9
Bio-plasmic cannon	0
Bio-plasmic scream	0
Choking spores	0
Deathspitter	5
Deathspitter with slimer maggots	7
Devourer	4
Devourer with brainleech worms	7
Drool cannon	0
Flamespurt	0
Flesh hooks	2
Fleshborer	0
Fleshborer hive	15
Grasping tongue	0
Heavy venom cannon	18
Impaler cannon	25
Massive toxic lashes	0
Rupture cannon	35
Shockcannon	21
Spine banks	2
Spinefists (Ravener and Tyranid Warrior)	1
Spinefists (Termagant)	0
Spinemaws	2
Spore mine launcher	0
Spore node	0
Stinger salvo	8

RANGED WEAPONS	
WEAPON	POINTS PER WEAPON
Stranglethorn cannon	15
Tentaclics	0
Toxic lashes	0
Venom cannon	12

BIOMORPHS	
BIOMORPH	POINTS PER BIOMORPH
Adrenal glands (MONSTERS)	5
Adrenal glands (other units)	1
Chitin thorns	5
Enhanced senses	10
Extended carapace	2
Spore cysts	10
Toxin sacs (Hormagaunt)	2
Toxin sacs (Hive Guard, Mawloc, Termagant, Tervigon, Tyrant Guard and Tyrannofex)	1
Toxin sacs (Trygon and Trygon Prime)	8
Toxin sacs (CARNIFEX, Genestealer, Hive Tyrant, Tyranid Prime and Tyranid Warrior)	4
Tusks	8

MELEE WEAPONS	
WEAPON	POINTS PER WEAPON
Acid maw	0
Biostatic rattle	0
Blinding venom	0
Bone mace	2
Boneswords	2
Claws and teeth	0
Crushing claws	12
Distensible jaws	0
Grasping talons	0
Lash whip and bonesword	2
Lash whip and monstrous bonesword	15
Massive crushing claws	20
Massive scything talons (Tervigon and Maleceptor)	10
Massive scything talons (two or more pairs) (Trygon and Trygon Prime)	30
Massive toxic lashes	0
Monstrous acid maw	10
Monstrous boneswords	20
Monstrous crushing claws	12
Monstrous rending claws	0
Monstrous scything talons (CARNIFEX)	14
Monstrous scything talons (Hive Tyrant)	15
Monstrous scything talons (two pairs) (CARNIFEX)	15
Monstrous scything talons (two pairs) (Hive Tyrant)	20
Powerful limbs	0
Prehensile pincer tail	0
Ravenous maw	0
Rending claws	2



MELEE WEAPONS		
WEAPON	POINTS PER WEAPON	
Shovelling claws	0	
Scything talons	0	
Scything wings	0	
Thresher scythe	7	
Toxic lashes	0	
Toxinspike	1	
Wicked spur	0	

# GENESTEALER CULTS

HQ		
UNIT	MODELS PER UNIT	POINTS PER MODEL (Excluding wargear)
Abominant	1	105
Acolyte Iconward	1	53
Jackal Alphus	1	70
Magus	1	80
- Familiars	0-2	12
Patriarch	1	125
- Familiars	0-2	12
Primus	1	72

TROOPS		
UNIT	MODELS PER UNIT	POINTS PER MODEL (Excluding wargear)
Acolyte Hybrids	5-20	7
Brood Brothers Infantry Squad*	10-20	4
Neophyte Hybrids	10-20	5

\* If models in this unit form a Brood Brother Weapons Team, there is no change in the unit's points cost.

DEDICATED TRANSPORTS		
UNIT	MODELS PER UNIT	POINTS PER MODEL (Excluding wargear)
Cult Chimera	1	60
Goliath Truck	1	50

ELITES		
UNIT	MODELS PER UNIT	POINTS PER MODEL (Excluding wargear)
Aberrants	5-10	19
Biophagus	1	35
- Alchemicus Familiar	0-1	12
Clamavus	1	55
Hybrid Metamorphs	5-10	7
Kelermorph	1	75
Locus	1	40
Nexos	1	50
Purestrain Genestealers	5-20	15
Sanctus	1	55

FAST ATTACK		
UNIT	MODELS PER UNIT	POINTS PER MODEL (Excluding wargear)
Achilles Ridgerunner	1-3	35
Atalan Jackals	4-15	10 (Atalan Wolfquads are 15)
Cult Armoured Sentinels	1-3	30
Cult Scout Sentinels	1-3	30

FORTIFICATIONS		
UNIT	MODELS PER UNIT	POINTS PER MODEL (Including wargear)
Tectonic Fragdrill	1	75

HEAVY SUPPORT		
UNIT	MODELS PER UNIT	POINTS PER MODEL (Excluding wargear)
Brood Brothers	3	6
Heavy Weapons Squad		
Cult Leman Russ	1	107
Goliath Rockgrinder	1	78

MELEE WEAPONS	
WEAPON	POINTS PER WEAPON
Bonesword	3
Chainsword	0
Cultist knife	0
Drilldozer blade	0
Familiar claws	0
Force stave	0
Heavy improvised weapon	25
Heavy power hammer	16
Heavy rock cutter	12
Heavy rock drill	15
Heavy rock saw	10
Hypermorph tail	0
Improvised weapon	0
Injector goad	0
Lash whip and bonesword	5
Locus blades	0
Metamorph claw	2
Metamorph talon	1
Metamorph whip	0
Monstrous rending claws	0
Power axe	5
Power hammer	4
Power maul	4
Power pick	9
Power sledgehammer	0
Purestrain talons	0
Rending claw(s)	0
Sanctus bio-dagger	0
Sentinel chainsaw	2
Toxin injector claw	0



RANGED WEAPONS	
WEAPON	POINTS PER WEAPON
Atalan incinerator	14
Autocannon	10
Autogun	0
Autopistol	0
Battle cannon	22
Blasting charge	0
Bolt pistol	1
Cache of demolition charges	10
Clearance incinerator	20
Demolition charge	10
Eradicator nova cannon	15
Exterminator autocannon	17
Flamer	6
Frag grenades	0
Grenade launcher	3
Hand flamer	1
Heavy bolter	8
Heavy flamer	14
Heavy mining laser	15
Heavy mortar	8
Heavy seismic cannon	15
Heavy stubber	2
Hunter-killer missile	6
Jackal sniper rifle	0
Lascannon	20
Lasgun	0
Lasgun array	0
Laspistol	0

RANGED WEAPONS	
WEAPON	POINTS PER WEAPON
Liberator autostub	0
Mining laser	12
Missile launcher	10
Mortar	9
Multi-laser	5
Multi-melta	15
Needle pistol	0
Plasma cannon	10
Seismic cannon	12
Shotgun	0
Silencer sniper rifle	5
Storm bolter	2
Twin autocannon	20
Vanquisher battle cannon	15
Web pistol	1
Webber	1

OTHER WARGEAR	
ITEM	POINTS PER ITEM
Augur array	5
Cult icon	10
Cult vox caster	5
Dozer blade	5
Flare launcher	5
Spotter	5
Survey augur	10
Track guards	10

# UNALIGNED FORTIFICATIONS

UNITS		
UNIT	MODELS PER UNIT	POINTS PER MODEL (Excluding wargear)
Aegis Defence Line	1	75
Chaos Bastion	1	160
Firestorm Redoubt	1	160
Fortress of Redemption	1	400
Imperial Bastion	1	160
Imperial Bunker	1	100
Imperial Defence Line	1	85
Macro-cannon Aquila Strongpoint	1	330
Plasma Obliterator	1	150
Skyshield Landing Pad	1	110
Vengeance Weapon Batteries	1-2	80
Void Shield Generator	1	190
Vortex Missile Aquila Strongpoint	1	330

RANGED WEAPONS	
UNIT	POINTS PER WEAPON
Aquila macro-cannon	80
Battle cannon	30
Heavy bolter	8
Icarus lascannon	25
Plasma obliterator	40
Punisher gatling cannon	20
Redemption missile silo	0
Quad-gun	30
Quad Icarus lascannon	70
Twin Icarus lascannon	0
Vortex missile battery	100



# FORGE WORLD POINTS VALUES

## ADEPTUS ASTARTES

### BATTLE ARMOUR

UNIT	MODELS PER UNIT	POINTS PER MODEL (Excluding wargear)
Astraeus Super-heavy Tank	1	400
Deimos Relic Predator	1	85
Deimos Vindicator Laser Destroyer	1	183
Infernum Pattern Razorback	1	70
Land Raider Achilles	1	200
Land Raider Helios	1	195
Land Raider Prometheus	1	170
Relic Land Raider Proteus	1	200
Relic Sicaran	1	155
Relic Sicaran Punisher	1	155
Relic Sicaran Venator	1	170
Relic Sicaran Arcus Strike Tank	1	140
Relic Sicaran Omega	1	170

### BATTLEFIELD SUPPORT

UNIT	MODELS PER UNIT	POINTS PER MODEL (Excluding wargear)
Castellum Stronghold	1	550
Damocles Command Rhino	1	100
Deathstorm Drop Pod	1	120
Lucius Dreadnought Drop Pod	1	80
Rapier Weapons Battery Carrier	1	20
- Space Marine Gunners	2	10
Relic Whirlwind Scorpius	1	175
Tarantula Air Defence Battery	1-3	70
Tarantula Sentry Gun	1-3	20
Whirlwind Hyperios	1	70

### STRIKE CRAFT

UNIT	MODELS PER UNIT	POINTS PER MODEL (Excluding wargear)
Caestus Assault Ram	1	250
Fire Raptor Gunship	1	280
Land Speeder Tempest	1-3	45
Relic Javelin Attack Speeder	1	58
Sokar Pattern Stormbird	1	2000
Storm Eagle Assault Gunship	1	210
Storm Eagle Assault Gunship – ROC Pattern	1	253
Thunderhawk Gunship	1	1330
Thunderhawk Transporter	1	1000
Xiphon Interceptor	1	130

### DEDICATED TRANSPORTS

UNIT	MODELS PER UNIT	POINTS PER MODEL (Excluding wargear)
Terrax-pattern Termite	1	130
Assault Drill		

### HEAVY ARMOUR

UNIT	MODELS PER UNIT	POINTS PER MODEL (Excluding wargear)
Relic Cerberus Heavy Tank Destroyer	1	680
Relic Falchion Super-heavy Tank	1	840
Relic Fellblade Super-heavy Tank	1	740
Relic Mastodon Super-heavy Transport	1	934
Relic Spartan Assault Tank	1	320
Relic Typhon Heavy Siege Tank	1	720

### DREADNOUGHTS

UNIT	MODELS PER UNIT	POINTS PER MODEL (Excluding wargear)
Chaplain Venerable Dreadnought	1	105
Contemptor Mortis Dreadnought	1	88
Mortis Dreadnought	1	60
Relic Contemptor Dreadnought	1	110
Relic Deredeo Dreadnought	1	120
Relic Leviathan Dreadnought	1	175
Siege Dreadnought	1	70

### IMPERIAL ARMOUR CHARACTER APPENDIX

UNIT	MODELS PER UNIT	POINTS PER MODEL (Excluding wargear)
Arch-centurion Carnac Commodus*	1	70
Armenneus Valthex*	1	80
Bray'arth Ashmantle*	1	325
Captain Corien Sumatris*	1	90
Captain Mordacai Blaylock*	1	135
Captain Pellas Mir'san*	1	95
Captain Silas Alberec*	1	90
Captain Tarnus Vale*	1	90
Captain Zhrukhal Androcles*	1	110
Chaplain Dreadnought Titus*	1	130
Chaplain Ivanus Enkomi*	1	80
Chief Librarian Ahazra Redth*	1	115
Harath Shen*	1	75
Hecaton Aiakos*	1	170
High Chaplain Thulsa Kane*	1	155
Inquisitor-Lord Hector Rex*	1	100
Carab Culln the Risen*	1	360
Gabriel Angelos*	1	185



## IMPERIAL ARMOUR CHARACTER APPENDIX

UNIT	MODELS PER UNIT	POINTS PER MODEL (Excluding wargear)
Inquisitor-Lord Solomon Lok*	1	65
Knight-Captain Elam Courbray*	1	100
Lias Issodon*	1	150
Lieutenant-Commander Anton Narveaz*	1	90
Lord Asterion Moloc*	1	150
Lord High Commander Carab Culln*	1	140
Lugft Huron*	1	145
Magister Sevrin Loth*	1	130
Malakim Phoros*	1	115
Tyberos the Red Wake*	1	150
Vaylund Cal*	1	110

\* There may only be a single unit of this type in any given army.

## RANGED WEAPONS

WEAPON	POINTS PER WEAPON
Aiolos missile launcher	30
Air defence missiles	0
Anvillus autocannon battery	50
Arachnus heavy lascannon battery	75
Artificer flamer	0
Assault cannon	22
Black Spear lasbeam	0
Bloodfire	0
Bolt pistol	0
Burning Wrath	0
C-beam cannon	30
Castellum air defence missiles	18
Castellum battle cannon	55
Catechist	0
Combi-flamer	8
Combi-melta	15
Cyclone missile launcher	32
Cyclonic melta lance	60
Deathstorm cannon array	0
Deathstorm missile array	0
Demolisher cannon	0
Dreadfire heavy flamer	0
Dreadhammer siege cannon	0
Dreadnought inferno cannon	35
Fellblade accelerator cannon	0
Firefury missile battery	0
Flamer	6
Frag grenade	0
Grav-flux bombard	65
Graviton blaster	15
Grenade discharger	0
Heavy bolter	10
Heavy flamer	14
Heavy neutron pulse array	0
Heavy plasma cannon	16
Helios launcher	0
Hellfire plasma carronade	40
Hellstrike battery	60
Hunter-killer missile	6
Hyperios launcher	30

## RANGED WEAPONS

WEAPON	POINTS PER WEAPON
Icarus quad lascannon	80
Infernus cannon	45
Ironhail heavy stubber	6
Judgement	0
Kane's plasma pistol	0
Kheres assault cannon	22
Krak grenade	0
Lascannon	25
Las-ripper	30
Laser destroyer	60
Laser volley cannon	0
Magna-melta cannon	50
Malice	0
Masterwork plasma cutter	0
Meltagun	14
Missile launcher	20
Multi-melta	22
Neutron pulse cannon	0
Phased conversion beamer	0
Plasma blastgun	11
Plasma charger	0
Plasma destroyer	40
Plasma eradicator	25
Predator autocannon	40
Punisher rotary cannon	0
Purgator	0
Quad heavy bolter	36
Quad lascannon	80
Quad launcher	45
Relic storm bolter	0
ROC missile launcher	0
Scorpius multi-launcher	40
Siege melta array	0
Skyreaper battery	42
Spectre pattern bolter	0
Storm bolter	2
Storm cannon array	50
Tempest salvo launcher	10
Thunderhawk heavy cannon	0
Thundershock	0
Turbo-laser destructor	0
Twin accelerator autocannon	0
Twin assault cannon	44
Twin autocannon	30
Twin avenger bolt cannon	0
Twin heavy bolter	17
Twin heavy flamer	28
Twin hellstrike launcher	48
Twin lascannon	40
Twin macro-accelerator cannon	120
Twin magna-melta	120
Twin multi-melta	40
Twin volcano cannon	0
Twin volkite charger	8
Typhoon missile launcher	32
Vengeance launcher	20
Whirlwind castellan launcher	15
Xiphon missile battery	30
Omega plasma array	0
Twin rotary missile launcher	0



MELEE WEAPONS	
WEAPON	POINTS PER WEAPON
Angel's Teeth	0
Black Spear	0
Blade of the Scorpion	0
Blood Biter	0
Caestus ram	0
Cinder Edge	0
Crozius Arkanos	0
Crushing tracks	0
Dreadfire claw	0
Dreadnought chainfist (single/pair)	30/40
Dreadnought combat weapon (single/pair)	20/30
Foe Ripper	0
Force tulwar	0
Ghost Razors	0
Glaive of lamentation	0
Goldenfang	0
Hellslayer	0
Hunger	0
Indynabula array	0
Leviathan siege claw (single/pair)	20/30
Leviathan siege drill (single/pair)	30/40
Lifetaker	0
Magister's Axe	0
Medusan hammer	0
Power fist	9
Power sabre	0
Raptorclaw	0
Seismic hammer	30
Servo arm	0
Slake	0
Steelsliver	0
Stonefist	0
Termite drill	0
The Sword Excellus	0
Voidshard power blade	0

AUXILIARY EQUIPMENT	
ITEM	POINTS PER ITEM
Atomantic pavaise	35
Enhanced repulsor field	0
Storm Shield	0

# INQUISITION, GREY KNIGHTS & ADEPTA SORORITAS

WAR MACHINES		
UNIT	MODELS PER UNIT	POINTS PER MODEL
Doomglaive Dreadnought	1	116
Inquisition Land Raider Prometheus	1	220
Sororitas Repressor	1	91
Thunderhawk Assault Gunship	1	1130
Vortimer pattern	1	180
Land Raider Redeemer		
Vortimer pattern Razorback	1	70

OTHER WARGEAR	
ITEM	POINTS PER ITEM
Storm Shield	0

GREY KNIGHTS & INQUISITION RANGED WEAPONS	
WEAPON	POINTS PER WEAPON
Flamestorm cannon	30
Frag grenades	0
Heavy psycannon	24
Hellstrike battery	60
Hunter-killer missile	6
Incinerator	9
Krak grenades	0
Lascannon	25
Multi-melta	22
Psi-bolt pistol	0
Quad heavy bolter	36
Storm bolter	2
Thunderhawk heavy cannon	0
Turbo-laser destructor	0
Twin heavy bolter	17
Twin psycannon	50

SISTERS OF BATTLE RANGED WEAPONS	
WEAPON	POINTS PER WEAPON
Storm bolter	2
Heavy flamer	14
Hunter-killer missile	6

GREY KNIGHTS & INQUISITION MELEE WEAPONS	
WEAPON	POINTS PER WEAPON
Arias	0
Blade of Surety	0
Dozer Ram	0
Nemesis Doomglaive	20

SISTERS OF BATTLE MELEE WEAPONS	
WEAPON	POINTS PER WEAPON
Dozer ram	0

# ADEPTUS CUSTODES

UNITS		
UNIT	MODELS PER UNIT	POINTS PER MODEL (Excluding wargear)
Agamatus Custodians	3-6	80
Aquilon Custodians	3-6	65
Ares Gunship	1	315
Caladius Grav-tank	1	120
Contemptor-Achillus Dreadnought	1	130
Contemptor-Galatus Dreadnought	1	155
Coronus Grav-carrier	1	200
Custodian Guard with Adrasite and Pyrrhite Spears	3-5	40
Orion Assault Dropship	1	320
Pallas Grav-attack	1	75
Sagittarum Custodians	3-5	40
Telemon Heavy Dreadnought	1	180
Venatari Custodians	3-6	40



MELEE WEAPONS	
WEAPON	POINTS PER WEAPON
Interceptor lance	0
Misericordia	3
Solerite power gauntlet	13
Solerite power talon	9
Tarsus buckler	8
Telemon caestus (single/pair)	20/30

RANGED WEAPONS	
WEAPON	POINTS PER WEAPON
Achillus dreadspear	0
Adrasite spear	12
Adrastus bolt caliver	10
Adrathic devastator	15
Arachnus heavy blaze cannon	50
Arachnus magna-blaze cannon	0
Arachnus storm cannon	45
Galatus warblade	0
Iliastus accelerator culverin	35
Infernus firepike	15
Infernus incinerator	15
Kinetic destroyer	10
Lastrum bolt cannon	10
Lastrum storm bolter	5
Pyrithite spear	16
Spiculus bolt launcher	12
Spiculus heavy bolt launcher	14
Twin Adrathic destructor	20
Twin Arachnus blaze cannon	25
Twin Arachnus heavy blaze cannon	100
Twin Iliastus accelerator cannon	80
Twin las-pulser	35
Twin Lastrum bolt cannon	20
Twin plasma projector	15
Venatari lance	14

OTHER WARGEAR	
ITEM	POINTS PER ITEM
Galatus shield	0

## ADEPTUS MECHANICUS

UNITS		
UNIT	MODELS PER UNIT	POINTS PER MODEL (Excluding wargear)
Secutarii Hoplites	10-20	9
Secutarii Peltasts	10-20	8
Terrax-pattern Termite Assault Drill	1	130

RANGED WEAPONS	
WEAPON	POINTS PER WEAPON
Arc lance	0
Arc pistol	1
Heavy flamer	14
Galvanic caster	0
Melta cutter	0
Phosphor blast pistol	1
Radium pistol	0
Storm bolter	2
Twin volkite charger	8

MELEE WEAPONS	
WEAPON	POINTS PER WEAPON
Arc maul	5
Power sword	4
Taser goad	4

OTHER WARGEAR	
ITEM	POINTS PER ITEM
Enhanced data-tether	5
Mag-inverter shield	0
Omnispex	7

## ASTRA MILITARUM

UNITS		
UNIT	MODELS PER UNIT	POINTS PER MODEL (Excluding wargear)
Aquila Lander	1	110
Arkurian Pattern Stormblade	1	400
Arkurian Pattern Stormhammer	1	390
Arkurian Pattern Stormsword	1	390
Armageddon Pattern Basilisk	1-3	115
Armageddon Pattern Medusa	1-3	115
Artemia Pattern Hellhound	1-3	73
Arvus Lighter	1-3	115
Atlas Recovery Tank	1	90
Avenger Strike Fighter	1	150
Centaur Light Carrier	1	46
Colossus Bombard	1-3	150
Crassus Armoured Assault Vehicle	1	200
Cyclops Demolition Vehicle	1-3	60
Dominus Armoured Siege Bombard	1	600
Earthshaker Battery	1-3	115
Earthshaker Carriage Battery		
- Earthshaker Carriage	1-3	105
- Guardsman Crewman	4-12	4
Gorgon Heavy Transporter	1	300
Griffon Mortar Carrier	1-3	77
Gryphonne Pattern Chimera	1	75
Hades Breaching Drill Squadron		
- Hades Breaching Drill	1	65
- Veterans	10	5
Carnodon	1	60



## UNITS

UNIT	MODELS PER UNIT	POINTS PER MODEL (Excluding wargear)
Heavy Mortar Battery		
- Heavy Mortar	1-3	60
- Guardsman Crew	3-9	4
Heavy Quad Launcher Battery		
- Heavy Quad Launcher	1-3	85
- Guardsman Crew	3-9	4
Hydra Battery	1-3	75
Imperial Fortress Walls	1	800
Leman Russ Annihilator	1-3	122
Leman Russ Conqueror	1-3	122
Leman Russ Stygies Vanquisher	1-3	160
Lightning Strike Fighter	1	125
Macharius Heavy Tank	1	345
Macharius Omega	1	355
Macharius Vanquisher	1	360
Macharius Vulcan	1	350
Malcador Annihilator	1	200
Malcador Defender	1	200
Malcador Heavy Tank	1	190
Malcador Infernus	1	312
Manticore Battery	1-3	110
Marauder Bomber	1	252
Marauder Destroyer	1	146
Medusa Carriage Battery		
- Medusa Carriage	1-3	100
- Guardsman Crew	4-12	4
Minotaur Artillery Tank	1	280
Praetor Armoured Assault Launcher	1	350
Primaris Redoubt	1	700
Rapier Laser Destroyer		
- Rapier Laser Destroyer	1	80
- Guardsmen Crew	2	4
Sabre Weapons Battery	1-3	20
Salamander Command Vehicle	1	110
Salamander Scout Tank	1-3	55
Sentinel Powerlifters	1-3	45
Stygies Destroyer Tank Hunter	1-3	160
Stygies Thunderer Siege Tank	1-3	160
Tarantula Battery	1-3	20
Tauros Assault Vehicle	1-3	37
Tauros Venator	1-3	46
Thunderbolt Heavy Fighter	1	125
Trojan Support Vehicle	1	90
Valdor Tank Hunter	1	370
Vendetta Gunship	1-3	110
Vulture Gunship	1-3	137

## RANGED WEAPONS

WEAPON	POINTS PER WEAPON
Air defence missiles	10
Artemia inferno cannon	20
Autocannon	10
Avenger bolt cannon	0
Battle cannon	22
Bolt pistol	1
Co-axial multi-laser	0

Volkite caliver

12

Volkite culverin

25

## RANGED WEAPONS

WEAPON	POINTS PER WEAPON
Co-axial storm bolter	0
Colossus siege mortar	0
Conqueror battle cannon	25
Cyclops demolition charge	0
Defensive heavy stubber	0
Demolisher cannon	20
Dominus triple bombard	0
Dual turbo-laser destructor	0
Earthshaker cannon	0
Flamer	6
Frag grenade	0
Gorgon mortar	0
Grenade launcher	3
Griffon heavy mortar	0
Heavy bolter	8
Heavy flamer	14
Heavy laser destroyer array	0
Heavy mortar	0
Heavy quad launcher	0
Heavy stubber	2
Hellfury missile	15
Hellstrike missile	12
Hunter-killer missile	6
Hydra quad autocannon	0
Icarus lascannon	25
Icarus quad lascannon	100
Inferno gun	0
Krak grenade	0
Lascannon	15
Laser destroyer	0
Lasgun	0
Lasgun array	0
Laspistol	0
Long-barrelled autocannon	20
Macharius battle cannon	0
Macharius vanquisher cannon	0
Macharius vulcan mega-bolter	0
Manticore missile	10
Medusa siege cannon	0
Medusa siege gun	0
Meltagun (model with a Ballistic Skill of 4+)	10
Meltagun (other models)	14
Missile launcher	10
Multi-laser	5
Multi-melta	15
Multiple rocket pod	8
Neutron laser projector	0
Omega pattern plasma blastgun	0
Plasma blastgun	0
Plasma cannon	10
Plasma gun (model with a Ballistic Skill of 4+)	7
Plasma gun (other models)	11
Plasma pistol	5
Praetor launcher	0
Quad-gun	30
Shotgun	0
Sky eagle rocket	10
Skystrike missile	15



## RANGED WEAPONS

WEAPON	POINTS PER WEAPON
Storm bolter	2
Stormhammer cannon	0
Stormsword siege cannon	0
Stygies Vanquisher battle cannon	0
Tauros grenade launcher	20
Twin assault cannon	44
Twin autocannon	25
Twin battle cannon	0
Twin earthshaker cannon	0
Twin heavy bolter	14
Twin heavy flamer	28
Twin heavy stubber	7
Twin lascannon	40
Twin long-barrelled autocannon	35
Twin multi-laser	18
Twin punisher gatling cannon	60
Whirlwind castellan launcher	15
Whirlwind vengeance launcher	20

## MELEE WEAPONS

WEAPON	POINTS PER WEAPON
Adamantium tracks	0
Chainsword	0
Melta-cutter drill	0
Power axe	5
Power fist	8
Power sword	4
Powerlifter	0

## OTHER WARGEAR

ITEM	POINTS PER ITEM
Cluster of heavy bombs	30
Cluster of hellstorm bombs	40
Cluster of tactical bombs	20
Defence searchlight	20

# DEATH KORPS OF KRIEG

## UNITS

UNIT	MODELS PER UNIT	POINTS PER MODEL (Excluding wargear)
Death Korps of Krieg Command Squad*	4	7
Death Korps Commissar	1	30
Death Korps Death Rider Command Squadron	4	15
Death Korps Death Rider Commissar	1	35
Death Korps Death Rider Squadron	5-10	15
Death Korps Death Rider Squadron Commander	1	38
Death Korps Combat Engineer Squad*	5-10	7
Death Korps Field Officer	1	23
Death Korps Centaur	1	46
Light Assault Carrier		

## UNITS

UNIT	MODELS PER UNIT	POINTS PER MODEL (Excluding wargear)
Death Korps Grenadier Storm Squad*	5-10	8
Death Korps Heavy Weapons Squad	3	5
Death Korps Infantry Squad	10	5
Death Korps Leman Russ Mars	1-3	107
Alpha Battle Tanks		
Death Korps Marshal	1	37
Death Korps Marshal Karis Venner	1	55
Death Korps Quartermaster Cadre		
- Quartermaster Revenant	1	33
- Medicae Servitor	2-4	2
Death Korps Storm Chimera	1	80

\* If models in these units form Heavy Weapons Teams, there is no additional points cost.

## RANGED WEAPONS

WEAPON	POINTS PER WEAPON
Acid gas bomb	0
Autocannon	10
Battle cannon	22
Bolt pistol	1
Boltgun	1
Co-axial heavy stubber	0
Co-axial storm bolter	0
Conqueror battle cannon	25
Demolisher cannon	20
Demolition charge	5
Eradicator nova cannon	15
Executioner plasma cannon	15
Exterminator autocannon	17
Flamer	6
Frag grenade	0
Grenade launcher	3
Heavy bolter	8
Heavy flamer	14
Heavy stubber	2
Hot-shot lasgun	0
Hot-shot laspistol	0
Hunter-killer missile	6
Krak grenade	0
Krieg combat shotgun	1
Lascannon	15
Lasgun	0
Lasgun array	0
Laspistol	0
Melta bomb	3
Meltagun (model with a Ballistic Skill of 4+)	10
Meltagun (other models)	14
Missile launcher	10
Mole launcher	18
Mortar	9
Multi-laser	5
Multi-melta	15
Multiple rocket pod	8
Plasma cannon	10
Plasma gun (model with a Ballistic Skill of 4+)	7
Plasma gun (other models)	11
Plasma pistol	5



RANGED WEAPONS	
WEAPONS	POINTS PER WEAPON
Punisher gatling cannon	30
Storm bolter	2
Twin heavy stubber	8
Twin lascannon	40
Vanquisher battle cannon	15

MELEE WEAPONS	
WEAPON	POINTS PER WEAPON
Chainsword	0
Death Korps hunting lance	2
Medical scalpels	0
Power axe	5
Power fist	8
Power maul	4
Power sword	4
Savage claws	0

OTHER WARGEAR	
ITEM	POINTS PER ITEM
Ablative storm armour and mine plough	10
Medi-pack	5
Memento mori	10
Platoon standard	5
Regimental standard	5
Storm armour and mine plough	10
Vox-caster	5

## ELYSIAN DROP TROOPS

UNITS		
UNIT	MODELS PER UNIT	POINTS PER MODEL (Excluding wargear)
Elysian Command Squad*	4	7
Elysian Company Commander	1	40
Elysian Drop Sentinels	1-3	40
Elysian Drop Trooper Squad	10	5
Elysian Heavy Weapons Squad	3	5
Elysian Lord Commissar	1	60
Elysian Platoon Commander	1	30
Elysian Sniper Squad	3	5
Elysian Special Weapons Squad	6	5
Elysian Veteran Squad*	10	7
Valkyrie Sky Talon	1	130

\* If models in these units form Heavy Weapons Teams, there is no additional points cost.

MELEE WEAPONS	
WEAPON	POINTS PER WEAPON
Lascutter	10
Power fist	8
Power sword	4

RANGED WEAPONS	
WEAPON	POINTS PER WEAPON
Bolt pistol	1
Boltgun	1
Flamer	6
Frag grenade	0
Grenade launcher	3
Heavy bolter	8
Heavy flamer	14
Hellstrike missile	12
Hunter-killer missile	6
Krak grenade	0
Lasgun	0
Laspistol	0
Melta bomb	0
Meltagun (model with a Ballistic Skill of 4+)	10
Meltagun (other models)	14
Missile launcher	10
Mortar	9
Multi-melta	15
Multiple rocket pod	8
Plasma gun (model with a Ballistic Skill of 4+)	7
Plasma gun (other models)	11
Plasma pistol	5
Shotgun	0
Sniper rifle	2

OTHER WARGEAR	
ITEM	POINTS PER ITEM
Auxiliary grenade launcher	0
Breacher charge	25
Medi-pack	5
Regimental standard	5
Vox-caster	5

## QUESTOR IMPERIALIS

UNITS		
UNIT	MODELS PER UNIT	POINTS PER MODEL (Excluding wargear)
Acastus Knight Porphyron	1	600
Cerastus Knight-Acheron	1	358
Cerastus Knight-Atropos	1	405
Cerastus Knight-Castigator	1	350
Cerastus Knight-Lancer	1	360
Questoris Knight Magaera	1	380
Questoris Knight Styrix	1	340

MELEE WEAPONS	
WEAPON	POINTS PER WEAPON
Cerastus shock lance	60
Hekaton siege claw	30
Reaper chainfist	40
Reaper chainsword	30
Tempest warblade	30
Titanic feet	0



## RANGED WEAPONS

WEAPON	POINTS PER WEAPON
Acheron flame cannon	80
Atropos lascutter	80
Autocannon	10
Castigator bolt cannon	50
Graviton crusher	25
Graviton singularity cannon	70
Helios defence missiles	45
Ironstorm missile pod	16
Lascannon	25
Lightning cannon	70
Phased plasma-fusil	20
Shock blast	0
Twin heavy bolter	17
Twin magna lascannon	100
Twin rad-cleanser	25
Volkite chieorovile	80

## TITAN LEGIONS

### UNITS

UNIT	MODELS PER UNIT	POINTS PER MODEL (Including wargear)
Reaver Battle Titan	1	4000
Warbringer Nemesis Titan	1	5000
Warhound Scout Titan	1	2000
Warlord Battle Titan	1	6000

## DAEMON BOUND

### UNITS

UNIT	MODELS PER UNIT	POINTS PER MODEL (Excluding wargear)
Blood Slaughterer of Khorne	1	165
Chaos Decimator	1	90
Greater Blight Drone	1	170
Greater Brass Scorpion of Khorne	1	550
Kytan Ravager	1	330
Plague Hulk of Nurgle	1	210

### MELEE WEAPONS

WEAPON	POINTS PER WEAPON
Decimator siege claw	30
Great cleaver of Khorne	0
Hellcrusher claws	0
Iron claw	0
Plague probe	25
Slaughter blade	0
Warpsword	0

## RANGED WEAPONS

WEAPON	POINTS PER WEAPON
Bile maw	18
Blightreaper cannon	18
Butcher cannon	25
C-beam cannon	30
Decimator storm laser	25
Hellflamer	17
Impaler harpoon	0
Kytan gatling cannon	80
Rancid vomit	0
Rot cannon	0

## RANGED WEAPONS

WEAPON	POINTS PER WEAPON
Scorpion cannon	0
Soulburner petard	60
Soulshatter bombard	0
Twin hellmaw blasters	0

## HELLFORGED

### UNITS

UNIT	MODELS PER UNIT	POINTS PER MODEL (Excluding wargear)
Hellforged Cerberus Heavy Destroyer	1	650
Hellforged Contemptor Dreadnought	1	88
Hellforged Deredeo Dreadnought	1	120
Hellforged Dreadclaw Drop Pod	1	115
Hellforged Falchion	1	840
Hellforged Fellblade	1	740
Hellforged Kharybdis Assault Claw	1	325
Hellforged Land Raider Achilles	1	200
Hellforged Land Raider Proteus	1	200
Hellforged Leviathan Dreadnought	1	175
Hellforged Mastodon	1	934
Hellforged Predator	1	85
Hellforged Rapier	1-3	20
- Chaos Space Marine Crew	N/A	10
Hellforged Scorpius	1	175
Hellforged Sicaran	1	150
Hellforged Sicaran Venator	1	150
Hellforged Spartan Assault Tank	1	300
Hellforged Typhon Heavy Siege Tank	1	700

## DEDICATED TRANSPORTS

UNIT	MODELS PER UNIT	POINTS PER MODEL (Excluding wargear)
Terrax-pattern Termite	1	130
Assault Drill		



RANGED WEAPONS	
WEAPON	POINTS PER WEAPON
Bolt pistol	0
Boltgun	0
Butcher cannon	25
Butcher cannon array	40
C-beam cannon	30
Combi-bolter	2
Combi-flamer	8
Combi-melta	15
Combi-plasma	11
Demolisher cannon	0
Dreadhammer siege cannon	0
Dual malignatas saker	40
Ectoplasma battery	40
Ectoplasma blaster	11
Ectoplasma cannon	20
Fellblade accelerator cannon	0
Grav-flux bombard	65
Greater havoc launcher	21
Havoc launcher	6
Heavy bolter	10
Heavy flamer	14
Hellflamer	17
Infernal flamestorm cannon	30
Kharybdis storm launchers	0
Kheres assault cannon	22
Lascannon	25
Laser destroyer	60
Magna-melta cannon	50
Malignatas beam cannon	0
Malignatas beam laser	0
Melta cutter	0
Melta cutters	0
Meltagun	14
Multi-melta	22
Plasma destroyer	40
Predator autocannon	40
Quad heavy bolter	36
Quad lascannon	80
Scorpius multi-launcher	40
Siege melta array	0
Skyreaper battery	42
Soulburner	30
Soulburner bombard	90
Soulburner ribaudkin	70
Storm bolter	2
Thermal jet array	0
Thermal jets	0
Twin accelerator autocannon	0
Twin autocannon	20
Twin heavy bolter	17
Twin heavy flamer	28
Twin lascannon	40
Twin multi-melta	40
Twin volcano cannon	0
Twin volkite charger	8

MELEE WEAPONS	
WEAPON	POINTS PER WEAPON
Blade struts	0
Eternal hunger	0
Hellforged chainclaw (single/pair)	30/40
Hellforged deathclaw (single/pair)	20/30
Hellforged siege claw (single/pair)	20/30
Hellforged siege drill (single/pair)	30/40
Infernal hunger	0
Termite drill	0

OTHER WARGEAR	
ITEM	POINTS PER ITEM
Hellfire veil	35

## EYRINE CULTS

UNITS		
UNIT	MODELS PER UNIT	POINTS PER MODEL (Excluding wargear)
Chaos Fire Raptor Assault Gunship	1	280
Chaos Hell Blade	1	90
Chaos Hell Talon	1	180
Chaos Sokar Pattern	1	2000
Stormbird Gunship		
Chaos Storm Eagle Assault Gunship	1	210
Chaos Thunderhawk Assault Gunship	1	1330
Chaos Xiphon Interceptor	1	110

RANGED WEAPONS	
WEAPON	POINTS PER WEAPON
Balefire missiles	30
Baletalon shatter charges	0
Dreadstrike missiles	110
Havoc launcher	6
Hellstrike battery	60
Hellstrike missiles	40
Helstorm cannon	20
Lascannon	25
Pyrax incendiary bombs	0
Quad heavy bolter	36
Reaper battery	30
Soulstalker missile launcher	50
Thunderhawk cluster bombs	60
Thunderhawk heavy cannon	0
Turbo-laser destructor	0
Twin avenger bolt cannon	0
Twin heavy bolter	17
Twin lascannon	40
Twin multi-melta	40
Vengeance launcher	28
Warp-pulse bombs	0



# LORDS OF RUIN

UNITS		
UNIT	MODELS PER UNIT	POINTS PER MODEL (Excluding wargear)
Zhufo for the Impaler	1*	120
Necrosius the Undying	1*	135
Lord Arkos	1*	105
Chaos Hellwright	1	90
Chaos Hellwright on Dark Abeyant	1	100

\* There may only be a single unit of this type in any given army.

RANGED WEAPONS	
WEAPON	POINTS PER WEAPON
Combi-melta	15
Demnos bolter	0
Flamer	6
Pox pistol	0
Soulburner pistol	0
Voidcutter	0
Warpfire lance	30

MELEE WEAPONS	
WEAPON	POINTS PER WEAPON
Black Blade of Venom	0
Claw of Demnos	0
Infernal axe	0
Mechatendrils	0
Skulltaker axe	0
Tainted force blade	0

OTHER WARGEAR	
ITEM	POINTS PER ITEM
Frag grenade	0
Krak grenade	0
Blight grenade	0

# CHILDREN OF THE WARP

UNITS		
UNIT	MODELS PER UNIT	POINTS PER MODEL (Including weapons)
Aetaos'rau'keres	1*	1500
An'grath the Unbound	1*	888
Cor'bax Utterblight	1*	230
Giant Chaos Spawn	1	150
Mamon Transfigured	1*	200
Plague Toads of Nurgle	3-9	58
Pox Riders of Nurgle	3-9	63
Samus	1*	155
Scabeiathrax the Bloated	1*	777

UNITS		
UNIT	MODELS PER UNIT	POINTS PER MODEL (Including weapons)
Spined Chaos Beast	1	150
Uraka the Warfiend	1*	150
Zarakynel	1*	666

\*There may only be a single unit of this type in any given army.

OTHER WARGEAR	
UNIT	POINTS PER ITEM
Instrument of Chaos	10
Daemonic Icon	15

# QUESTOR TRAITORIS

UNITS		
UNIT	MODELS PER UNIT	POINTS PER MODEL (Excluding wargear)
Renegade Knight Acheron	1	358
Renegade Knight Lancer	1	360
Renegade Knight Castigator	1	350
Renegade Knight Atropos	1	405
Renegade Knight Magaera	1	380
Renegade Knight Porphyron	1	600
Renegade Knight Styrix	1	340

MELEE WEAPONS	
WEAPON	POINTS PER WEAPON
Cerastus shock lance	60
Hekaton siege claw	30
Reaper chainfist	40
Reaper chainsword	30
Tempest warblade	30
Titanic feet	0

RANGED WEAPONS	
WEAPON	POINTS PER WEAPON
Acheron flame cannon	80
Atropos lascutter	80
Autocannon	10
Castigator bolt cannon	50
Ectoplasma fusil	20
Graviton crusher	25
Graviton singularity cannon	70
Helios defence missiles	45
Hellburner chieorovile	80
Ironstorm missile pod	16
Lascannon	25
Lightning cannon	70
Shock blast	0
Twin heavy bolter	17
Twin magma lascannon	100
Twin rad cleanser	25



# HERETIC TITAN LEGIONS

UNITS		
UNIT	MODELS PER UNIT	POINTS PER MODEL (Including wargear)
Chaos Reaver Battle Titan	1	4000
Chaos Warhound Scout Titan	1	2000
Chaos Warlord Battle Titan	1	6000

# RENEGADES AND HERETICS

UNITS		
UNIT	MODELS PER UNIT	POINTS PER MODEL (Excluding wargear)
Chaos Spawn	1-5	33
Malefic Lord	1	80
Renegade Command Squad*	4-14	6
Renegade Commander	1	25
Renegade Cultists	10-30	5
Renegade Disciple Squad*	5-15	6
Renegade Enforcer	1	30
Renegade Heavy Weapons Squad	3-6	3
Renegade Marauder Squad		
- Marauder	5-10	6
- Brute	0-2	30
Renegade Militia Squad*	10-20	4
Renegade Mutant Rabble	10-50	4
Renegade Ogryn Beast Handlers		
- Ogryn Pack Master	1-6	30
- Chaos Mauler Hounds	3-6	10
Renegade Ogryn Brutes	3-12	30
Renegade Plague Ogryns	3-9	25
Rogue Psyker Coven	5	20

\* If models in these units form Heavy Weapons Teams, there is no additional points cost.

MELEE WEAPONS	
WEAPON	POINTS PER WEAPON
Bare hands	0
Befouled fangs and claws	0
Brutal assault weapon	0
Chainsword	0
Hideous mutations	0
Mauler goad	1
Ogryn weapon	1
Ogryn power drill	10
Plague claws	1
Power axe	5
Power fist	8
Power maul	4
Power sword	4
Ripper claw	3

RANGED WEAPONS	
WEAPON	POINTS PER WEAPON
Autocannon	10
Autogun	0
Autopistol	0
Bolt pistol	1
Boltgun	1
Flamer	6
Frag grenade	0
Grenade launcher	3
Heavy bolter	8
Heavy stubber	2
Krak grenade	0
Lascannon	20
Lasgun	0
Laspistol	0
Meltagun (model with a Ballistic Skill of 4+)	10
Meltagun (other models)	14
Missile launcher	15
Mortar	9
Plasma gun (model with a Ballistic Skill of 4+)	7
Plasma gun (other models)	11
Plasma pistol	5
Shotgun	0
Sniper rifle	2
Stub gun	0

OTHER WARGEAR	
ITEM	POINTS PER ITEM
Banner of Hate	10
Banner of the Apostate	10
Chaos sigil	10
Command vox net	10
Vox-caster	5

# ASURYANI

UNITS		
UNIT	MODELS PER UNIT	POINTS PER MODEL (Excluding wargear)
Cobra	1	550
Corsair Cloud Dancer Band	3-9	16
- Corsair Cloud Dancer Felarch	0-1	16
Corsair Reaver Band	5-15	7
- Corsair Reaver Felarch	0-1	12
Corsair Skyreaver Band	5-10	10
- Corsair Skyreaver Felarch	0-1	15
Hornet	1-3	50
Irillyth	1*	130
Lynx	1	325
Nightwing	1	76
Phantom Titan	1	2,370
Phoenix	1	183
Revenant Titan	1	2000
Scorpion	1	700
Shadow Spectres	3-10	8
- Shadow Spectre Exarch	-	12
Skathach Wraithknight	1	420



## UNITS

UNIT	MODELS PER UNIT	POINTS PER MODEL (Excluding wargear)
Vampire Hunter	1	1500
Vampire Raider	1	850
Warp Hunter	1	175
Wasp Assault Walker	1-3	55
Wraithseer	1	100

\* There may only be a single unit of this type in any given army.

## RANGED WEAPONS

WEAPON	POINTS PER WEAPON
Aeldari missile launcher	20
Blaster	17
Brace of pistols	2
Bright lance	20
Cloudburst missile launcher	0
D-bombard	0
D-cannon	35
D-flail	0
D-impaler	0
Dark lance	15
Deathshroud cannon	45
Dire pulsar	0
Dissonance cannon	20
Dissonance pistol	5
Flamer	6
Fusion gun	14
Haywire launcher	17
Hornet pulse laser	25
Inferno lance	60
Lasblaster	7
Lynx pulsar	0
Nightfire missile array	0
Phoenix missile array	0
Phoenix pulse laser	0
Prism blaster	20
Prism rifle	15
Pulsar	0
Scatter laser	7
Shardcarbine	0
Shredder	8
Shuriken cannon	10
Shuriken catapult	0
Sonic lance	60
Spear of Starlight	0
Splinter cannon	15
Starcannon	13
Sunburst grenades	0
Twin bright lance	35
Twin pulse lasers	0
Twin Scorpion pulsar	0
Twin shuriken cannon	17
Twin shuriken catapult	2
Twin starcannon	24
Twin Vampire pulsar	0
Voidstorm missile launcher	0
Wraithcannon	10

## MELEE WEAPONS

WEAPON	POINTS PER WEAPON
Ghostspear	0
Spar-glaive	0
Titanic feet	0
Titanic stride	0
Titanic wraithbone fists	0
Void sabre	10
Wraith glaive	0

# DRUKHARI

## UNITS

UNIT	MODELS PER UNIT	POINTS PER MODEL (Including wargear)
Reaper	1	150
Tantalus	1	400

# NECRONS

## UNITS

UNIT	MODELS PER UNIT	POINTS PER MODEL (Excluding wargear)
Canoptek Acanthrites	3-9	42
Canoptek Tomb Sentinel	1	130
Canoptek Tomb Stalker	1	110
Gauss Pylon	1	475
Night Shroud	1	185
Sentry Pylon	1-3	70
Tesseract Ark	1	160
Tomb Citadel	1	730

## UNITS

UNIT	MODELS PER UNIT	POINTS PER MODEL (Including wargear)
Seraptek Heavy Construct	1	625
Kutlakh the World Killer	1*	200
Toholk the Blinded	1*	125

\* There may only be a single unit of this type in any given army.

## RANGED WEAPONS

WEAPON	POINTS PER WEAPON
Cutting beam	0
Exile cannon	0
Focussed death ray	35
Gauss annihilator	0
Gauss cannon	20
Gauss exterminator	50
Heat cannon	75
Particle beamer	10
Staff of light	10



RANGED WEAPONS	
WEAPON	POINTS PER WEAPON
Tesla arc	0
Tesla cannon	13
Tesla destructor	0
Tesseract singularity chamber	0
Transdimensional beamer	0
Twin gauss slicers	0
Twin tesla destructor	0

MELEE WEAPONS	
WEAPON	POINTS PER WEAPON
Aeonstave	0
Automaton claws	0
The Obsidax	0
Voidblade	4

OTHER WARGEAR	
ITEM	POINTS PER ITEM
Gloom prism	5
Teleportation matrix	10

# ORKS

NAMED CHARACTERS		
UNIT	MODELS PER UNIT	POINTS PER MODEL (Including wargear)
Ork Mek Boss Buzzgob	1*	75
- Nitnuckle	1*	0
- Lunk	1*	0
Zhadsnark da Ripper	1*	110

\* Only one of this model may be included in any given army.

UNITS		
UNIT	MODELS PER UNIT	POINTS PER MODEL (Excluding wargear)
'Chinork' Warkopta	1	74
Battle Wagon with Supa-kannon	1	161
Big Trakk	1	135
Gargantuan Squiggoth	1	350
Grot Mega-tank	1	85
Grot Tanks	4-8	30
Kill Tank	1	365
Kustom Stompa	1	960
Lifta Wagon	1	175
Meka-Dread	1	205
Squiggoth	1	160
Warboss on Warbike	1	95

OTHER WARGEAR	
ITEM	POINTS PER ITEM
'Ard case	3
Grot riggers	7
Reinforced ram	6
Rokkit bomm racks	13

MELEE WEAPONS	
WEAPON	POINTS PER WEAPON
Attack squig	0
Big choppa	5
Da Pain Klaw	0
Deff rolla	19
Gorin' horns	5
Grabbin' klaw	5
Huge tusks	7
Mega klaw/each subsequent mega klaw	51/31
Mek arms	0
Rippa klaw/each subsequent rippa klaw	35/18
Wreckin' ball	3

RANGED WEAPONS	
WEAPON	POINTS PER WEAPON
Belly gun	50
Bigbomm	0
Big lobba	28
Big shoota	6
Big zzappa	18
Boom kanister	2
Bursta kannon	36
Dakkagun	0
Deffgun	0
Deffkannon	0
Flakka gunz	15
Gaze of Mork	50
Giga shoota	38
Grot sponson	8
Grotzooka	10
Kannon	15
Killkannon	15
Kustom mega-blasta	9
Lifta-droppa	0
Lobba	18
Rack of rokkit	24
Rattler kannon	16
Rokkit launcha	12
Shoota	0
Shunta	19
Skorcha	17
Slugga	0
Stikkbomm	0
Supa-gatler	28
Supa-kannon	30
Supa-lobba	48
Supa-rokkit	0
Supa-skorcha	28
Twin big shoota	10
Zzap gun	18



# T'AU EMPIRE

## UNITS

UNIT	MODELS PER UNIT	POINTS PER MODEL (Excluding wargear and drones)
Barracuda AX-5-2	1	160
Commander in XV81 Crisis Battlesuit	1*	76
Commander in XV84 Crisis Battlesuit	1*	80
KX139 Ta'unar Supremacy Armour	1	750
Manta Super-heavy Dropship	1	2000

## UNITS

UNIT	MODELS PER UNIT	POINTS PER MODEL (Excluding wargear and drones)
Orca Dropship	1	325
Piranha TX-42 Light Skimmer	1-5	70
Shas'o R'alai	1*	105
Shas'o R'myr	1*	120
Tetra Scout Speeder	2-4	35
Tiger Shark AX-1-0	1	255
Tiger Shark Fighter-bomber	1	245
TX7 Fire Support	1	100
Hammerhead Gunship		
TX7 Heavy Bombardment	1	100
Hammerhead Gunship		
XV107 R'varna Battlesuit	1	429†
XV109 Y'vakra Battlesuit	1	395†
XV9 Hazard Support Team	1-3	40

\* There may only be a single unit of this type in any given army.  
 † This model can take additional support systems, which are not accounted for in this value.

## DRONES

UNIT	MODELS PER UNIT	POINTS PER MODEL (Excluding wargear)
Blacklight Marker Drones	n/a	7
Drone Sentry Turret	1-4	20
DX4 Technical Drones	2-10	16
DX-6 Remora Stealth Drone	1-6	30
Heavy Gun Drone	2-6	18
Remote Sensor Tower	1	33

## RANGED WEAPONS

WEAPON	POINTS PER WEAPON
Burst cannon	8
Cyclic ion blaster	18
Double-barrelled burst cannon	16
Double-barrelled plasma rifle	0
Defensive charge	0
Experimental pulse submunitions rifle	0
Fletcherette pod	0
Fusion blaster	14
Fusion cascade	35
Fusion eradicator	83

## RANGED WEAPONS

WEAPON	POINTS PER WEAPON
Heavy burst cannon	55
Heavy rail cannon	130
High intensity markerlight	7
High yield missile pod	25
Ion cannon	55
Ionic discharge cannon	0
Long-barrelled burst cannon	12
Long-barrelled ion cannon	12
Markerlight	3
Miniaturised fletcherette pod (shooting)	0
Missile pod	15
Nexus meteor missile system	147
Phased ion gun	12
Phased plasma-flamer	0
Plasma rifle	8
Pulse carbine	0
Pulse rifle	0
Pulse submunitions cannon	0
Pulse submunitions rifle	12
Pulse ordnance multi-driver	121
Rail rifle	12
Seeker missile	5
Skyspear missile rack	0
Smart missile system	15
Swiftstrike railgun	101
Tri-axis ion cannon	107
Twin fusion cannon	40
Twin heavy burst cannon	70
Twin T'au plasma cannon	28

## MELEE WEAPONS

WEAPON	POINTS PER WEAPON
Crushing feet	0
Miniaturised fletcherette pod (melee)	0

## SUPPORT SYSTEMS

SUPPORT SYSTEM	POINTS PER SYSTEM
Advanced targeting system	6
Counterfire defence system	5
Drone controller	5
Early warning override	10
Multi-tracker (Y'vakra)	10
Multi-tracker (all other units)	2
Shield generator (Y'vakra)	40
Shield generator (all other units)	8
Stimulant injector	5
Target lock (Y'vakra)	12
Target lock (all other units)	6
Velocity tracker (Y'vakra)	10
Velocity tracker (all other units)	2



# TYRANIDS

UNITS		
UNIT	MODELS PER UNIT	POINTS PER MODEL (Excluding wargear)
Barbed Hierodule	1	420
Dimachaeron	1	200
Harridan	1	740
Hierophant Bio-titan	1	2000
Malanthrope	1-3	120
Meiotic Spores	3-9	18
Scythed Hierodule	1	350
Stone Crusher Carnifex Brood	1-3	80
Sky-slasher Swarms	3-9	13
Tyrannid Shrikes	3-9	21

WEAPONS	
WEAPON	POINTS PER WEAPON
Bio-acid spray	0
Bio-cannon	0
Bio-flail	15
Bio-plasma	9
Bio-plasma torrent	0
Bone mace	2
Devourer	4
Dire bio-cannon	0
Flesh hooks	2
Grasping tail	0
Grasping talons and thorax spine-maw	0
Lashwhip pods	0
Massive scything talons (one pair)	22
Massive scything talons (two or more pairs)	60
Monstrous scything talons	60
Sickle claws	0
Spinemaws	2
Thresher scythe	7
Wrecker claws (single/pair)	10/18

# MISCELLANEOUS

## ROGUE TRADER

GELLERPOX INFECTED		
UNIT	MODELS PER UNIT	POINTS PER MODEL (Including wargear)
Cursemites	4	3
Eyestinger Swarms	4	3
The Vox-Shamblers	3	8
Glitchlings	4	4
The Hullbreakers	3	31
Sludge-Grubs	4	4
Vulgrar Thrice-Cursed	1	65

ELUCIDIAN STARSTRIDERS		
UNIT	MODELS PER UNIT	POINTS PER MODEL (Including wargear)
Elucia Vhane	1	45
Knosso Prond	1	25
Larsen van der Grauss	1	22
Sanistasia Minst	1	17
Nitsch's Squad	6	6

## BLACKSTONE FORTRESS

UNITS		
UNIT	MODELS PER UNIT	POINTS PER UNIT (Including wargear)
Amallyn Shadowguide	1	50
Ambull	1	70
Aradia Madellan	1	40
Black Legionnaires	2	26
Borewyrn Infestation	1-2	12 (points per model)
Chaos Beastmen	4	24
Chaos Ogryn	1	65
Cultist Firebrand	1	30
Cultists of the Abyss	7	35
Daedalus	1	50
Dahyak Grekh	1	20
Espern Locarno	1	30
Gotfret de Montbard	1	35
Janus Draik	1	40
Negavolt Cultists	4	45
Neyam Shai Murad	1	50
Obsidius Mallex	1	102
Pious Vorne	1	25
Rein and Raus	2	35
Rogue Psykers	1	30
Spindle Drones	4	60
Taddeus the Purifier	1	50
Traitor Guardsmen	7	35
Traitor Commissar	1	50
UR-025	1	40
Ur-Ghul	1	15
X-101	1	22



# EXPLORE THE DIGITAL RANGE

## RULES AND SUPPLEMENTS

Get started in the dark millennium with the rulebook and codexes to help you turn your collection into an all-conquering tabletop army, or explore the massive events that shake the universe in a range of campaign expansions.



### WARHAMMER 40,000 RULEBOOK

**There is no time for peace. No forgiveness. No respite. There is only war.**

After more than forty thousand years of war and strife among the stars, Humanity stands on the brink of extinction. Beset on all sides by hostile aliens and threatened from within by traitors, Humanity's only chance for survival rests with the continuation of the cruel and bloody regime known as the Imperium.



### CODEX: SPACE MARINES

The Adeptus Astartes are Mankind's greatest defenders and champions. Genetically enhanced, post-human super-soldiers, these elite warriors go to battle armed and armoured with the best wargear the Imperium can provide. Each Space Marine is worth dozens of lesser foes; they are stronger, faster, cleverer and more resilient than any non-enhanced human could hope to be, and they know no fear. Though often vastly outnumbered, Space Marine armies strike hard and fast using a bewildering array of transport vehicles, battle tanks, hurtling gunships, orbital drop-craft, light combat skimmers and suits of armour to ensure their foes are overwhelmed swiftly and completely. Where the indomitable warriors of the Adeptus Astartes direct their guns and deliver their blows, there does the enemy feel the full fury of the Emperor himself made manifest; few live to tell the tale.





## WARHAMMER 40,000: KILL TEAM

A fast paced tabletop miniatures game, Warhammer 40,000: Kill Team pits teams of elite specialists, ragtag zealots and hard-bitten veterans against each other in vicious skirmish battles to the bitter end. A single squad of well-trained and well-equipped warriors can tip the balance of a wider conflict – with Kill Team, you'll play through countless stories of your own devising that could alter the fate of the galaxy itself.



## WARHAMMER 40,000: IMPERIUM NIHILUS VIGILUS DEFIANT

War ravages the sentinel world of Vigilus. Though beset by an Ork Speedwaagh! and a Genestealer Cult uprising, its crucial location at the mouth of the Nachmund Gauntlet makes it an invaluable asset to the Imperium – one that its people will fight to the last to defend. Yet this defiance may cost the Imperium dearly, for on top of all the planet's woes, a Chaos invasion has begun, led by a warlord claiming to be the herald of Abaddon himself!



## PSYCHIC AWAKENING: PHOENIX RISING

Enter a dark new era of warfare in Phoenix Rising – the first book in the epic Psychic Awakening series. Part rules manual, part thrilling narrative, this is your guide to perhaps the darkest challenge the Aeldari have ever faced – and perhaps, their greatest opportunity.



## PRODUCED BY GAMES WORKSHOP IN NOTTINGHAM

With thanks to the Mournival for their additional playtesting services

Chapter Approved: 2019 Edition © Copyright Games Workshop Limited 2019. Chapter Approved: 2019 Edition', GW, Games Workshop, Space Marine, 40K, Warhammer, Warhammer 40,000, the 'Aquila' Double-headed Eagle logo, and all associated logos, illustrations, images, names, creatures, races, vehicles, locations, weapons, characters, and the distinctive likenesses thereof, are either ® or TM, and/or © Games Workshop Limited, variably registered around the world.

All Rights Reserved.

No part of this publication may be reproduced, stored in a retrieval system, or transmitted in any form or by any means, electronic, mechanical, photocopying, recording or otherwise, without the prior permission of the publishers.

This is a work of fiction. All the characters and events portrayed in this book are fictional, and any resemblance to real people or incidents is purely coincidental.  
British Cataloguing-in-Publication Data. A catalogue record for this book is available from the British Library. Pictures used for illustrative purposes only.

Certain Citadel products may be dangerous if used incorrectly and Games Workshop does not recommend them for use by children under the age of 16 without adult supervision. Whatever your age, be careful when using glues, bladed equipment and sprays and make sure that you read and follow the instructions on the packaging.

ISBN: 978-1-78826-728-1

Games Workshop Ltd, Willow Rd, Lenton, Nottingham, NG7 2WS  
[games-workshop.com](http://games-workshop.com)