

Captif d'Yvoire

SOLO 19

A Solitaire Adventure for Tunnels & Trolls

By Steven Estvanik



FB-8199

Flying Buffalo



Captif d'Yvoire

Solitaire Adventure #19 for *Tunnels & Trolls*TM

written by

Steven Estvanik

edited by

Debora L. Wykle
James L. Walker

front cover by

John Barnes

interior illustrations by

Gregory R. Suriano

Produced by



a division of Flying Buffalo Inc.





Playtesters

Tom Quaid, Joe Formichella, and Clifford Baird, Ltd.

Copyright © 1984, 2021 by Flying Buffalo Inc.

No part of this book may be reproduced or transmitted in any form or by any means, electronic or mechanical, including photocopying, recording, or computerization, or by any information storage and retrieval system, without permission in writing from the publisher, Flying Buffalo Inc.
P.O. Box 8467, Scottsdale, Arizona 85252.

First Printing May 1984
Digital Edition published January 2021

Published in the United Kingdom under license through Chris Harvey/FB, P.O. Box 100, Bath St.,
Walsall, West Midlands. 1984 - 1990
Distributed to the book trade by The Donning Company. 1984 - 1986



ISBN 0-940244-19-5



INTRODUCTION

The Chateau d'Yvoire commands the western shores of Lac Lamarran and surrounding counties. The Chateau has an ancient history. When fortified with local ale, the village ancients recite tales from their fathers describing the original denizens of the fortress — mages powerful in the ways of the Elder Ones. Some say strange forces are still at work within the castle's walls.

The Duc de Binaire has stolen the Chateau d'Yvoire and now counts it as his fief. You were hired by Gastar d'Alcene, the rightful Duc d'Yvoire. Before you could join Gastar, you were waylaid and currently sit at the bottom level of the castle donjon. You must escape or rot in the filth of the cell. Once free of the castle, you should be able to find a boat or horse to carry you to the camp of the rightful duke.

This is a solitaire adventure for single characters of humanoid type. Because costume changes are integral to the adventure, don't try running a troll or an ogre. For the sake of sense, play only a character *approximately* human-sized: a short elf, tall dwarf, very tall hobbit, or (best of all) an ordinary human. You should be no higher than Level 4 and have no more than 80 combat adds. Characters may only run this adventure once.

Unless otherwise mentioned, standard T&T rules are in effect. Limited forms of magic are possible. Check the magic matrix for a list of permissible spells. Use of prohibited spells will trigger an ancient Yvoiran curse, turning you into a herring (MR 2).

If you don't have a Speed (SP) rating, roll one up before starting; you'll need it (use the total of four dice). You may have the opportunity to change your appearance. At various times you could be dressed as a servant, a villager, or a guard. Changing costumes doesn't change your attributes, though. You retain your ratings and only look somewhat like a servant, villager, etc. Unisex is the current look so don't worry about

the sex of the person from whom you obtain the costume. Attributes and accoutrements of guards, servants, and named personages are found in the Wandering Persons Table. You may only wear one costume or uniform at a time. You can't carry any with you.

Each class of people (in costume) has particularly appropriate weapons or tools. If you try to use improper tools you might get caught. It'll depend on how quickly you can talk your way out. To do this, consult the Glib Tongue Table.

When you first escape, you might be undetected awhile. However, if you kill anyone or are spotted, the alarm will be sounded. From then on, you must increase all saving rolls on Luck by one level. This penalty applies only while you're on the main level or parapet of the chateau.

If you return to a room housing a monster, named personage, or special item, nothing will be there the second time.

Now, gather your courage and go to 17B.



1A The strange creatures who roam Yvoire have diminished the night life. The tavern closes early. As you leave, you hear a sound in the shadows. Roll up a wandering person. Then you can go to the commons (25D), towards the jetty (24G), or deeper into the village (24B).

1B If you're carrying a torch or lantern or if you make a *Will-o-wisp* or other flame, note this paragraph number and go to 20B. Otherwise, indistinguishable cavern passages lead to 6B, 10A, or 25G. A well seems to drop into this passage from above, but you can't negotiate its slimy walls.

1C You find a jewel but it slips from your hands. Scrambling after it you gather it up. As you straighten up, you stare into the stony eyes of a grumpy gargoyle, awakened when you removed the jewel. Go to 23A.

1D You're outside the armory. You can try to sneak in by going to 13B. If you choose to move on, you can go to the inner courtyard at 18A, to the chateau stables at 23K, or towards the main gate at 4K.

1E The mist you passed through has had a strange effect. The argent fog has caused a befuddlement that threatens to unbalance your mind. Return from whence you came.

1F As a side effect, your spell has also put the horses to sleep. Since they're much weaker mentally, the effects last longer.

Roll one die for the number of additional turns you have to wait. On each turn, make a L3-SR on LK (30 – LK). If you miss a saving roll, the village patrol appears. Roll one die for the number of yeomen who arrive to block your escape, then go to 25A.

If you avoid detection, the horses finally awaken. Go to 22H.

1G While your attackers are gone, you still must get through the flames. Make a L3-SR on ST and on CON (30 – ST/CON), taking any miss from that attribute. The stable is a complete loss and horses are no longer available as a means of escape. You'll have to discover another way out of this adventure. Try 24B.

1H The boy has ST 15, IQ 18, CON 12, LK 11, DEX 21, and CHR 10. If you win in one round, go to 22H. If you can't finish the lad in that time, he bravely holds off your attack until yeomen arrive. Roll one die for the number who come charging to his assistance. Now you must face them all. Go to 25A.

1J* Roll one die. If it's even, go to 25B. Otherwise, choose your spell and check the Magic Matrix. The old man is an ordinary villager (MR 25). If you kill the codger, subtract 4 from your CHR (3 points will return when you leave the adventure) for the dastardly deed and go to 23G.

1K The floor slants at a sickening angle as you try to make your way across. If you make a L3-SR on DEX (30 – DEX), go to 7C. If you miss, you slip and slide to 14B.

1L You crouch, your weapon held lightly before you. The tip of your sword gleams hotly in the incarnadine light. The four men facing you don't seem to be as confident as they were a moment before, but they realize that it is too late to back out now. They draw their weapons and prepare for your charge. You are among them before they can react, your blade drawing red weals as an artist on canvas. Although the four are capable and well-trained, they are moving in slow motion compared to you. In less than a minute, you have finished. You are wiping the blood from your blade when you realize that you've made a terrible mistake; these were the four who wanted to hire you. Whistling quietly to yourself, you slip out the back door. Go back to the paragraph you came from before you're caught.

2A* Bruit Fors is a third-level wizard (ST 21, IQ 22, LK 30, CON 20, DEX 19, CHR 20). He's quick-witted and matches any spell you cast. For this duel, assume that only one-third of matching hits actually get through. For example, if you attack with a spell dealing 30 hits and he replies with the same spell at 40, you will get 10 hits on Bruit while he scores 20 hits on you (10 normal + one-third of the matching hits).

Continue the duel until someone's CON or ST is reduced to 5. If it is you and you're still alive, go back to the cells at 13F. If you should manage to win, you can explore further at 8E.

2B Roll one die. If it's even, go to 11F. If it's odd, the old man is an ordinary villager (MR 25). You surprise him and he's unable to defend himself for one round. Continue the fight. If you win, get in the boat and go to 23G.

2C You'll have to be quick. If you make a L2-SR on SP (25 - SP), go to 24E.

If you fail, the guard hears a noise. Seeing no one, he suspects magic. "Have at you, ye cursed spellcaster," he cries, drawing his sword and lashing about wildly. Go to 12J.



3A The door is protected by a level-three ensorcelment. If you do not have the Strength to cast your spell at level-four, subtract the ST needed for a first-level spell and return to 9E.

If you cast the spell at level-four, the bolt slides back and the door slowly groans open. Roll 6 dice to discover the number of turns you'll have before someone finds the empty cell and raises the alarm. Quickly now, sneak away to 25C.

3B You are now on the landing below the Blue Gate which guards the parapet wall. Make a L2-SR on LK (25 – LK). If you succeed, you can sneak through to the parapet (go to 9D) or down one of the stone staircases. One leads to the stables (23K), the other to the storehouse (7F).

If you fail your roll, go to 18B.

3C The boy alerts the village patrol. Roll one die for the number of yeomen who arrive to block your escape, then go to 25A and follow the instructions there.

3D Although you're invisible, the door's still locked. Roll one die. If it's even, no one comes by and your spell wears off. Go back to 9E and try again.

If the roll was odd, a guard comes by on rounds and, seeing nothing, pulls open the door and charges thoughtlessly into the cell. If you attack him, go to 23D. If you try to sneak past, go to 2C.

3E How quietly can you move? Make a saving roll on your level on DEX. If successful, go to 23C. If you fail, go to 11C.

3F Safely in the boat, you manage to avoid any further encounters and make your escape. Under the oars, you find a small strongbox. Opening it you discover two dice worth of gems. Then go to 13H.

3G "Murderin' Mithra's mother," swears the guard you just knocked sprawling. Momentarily stunned, the two of you face off. Record this paragraph number and carry out the fight instructions in 12G. When you return, go to 25C.



4A The spell works, but the brute still bars your way. He thrashes about with his bludgeon. Make a L3-SR on DEX (30 – DEX). If you miss, he doesn't and you make a light snack for Unctar. If you make the roll, go on down the caverns to 1B or 25F.

4B On their next rounds, the guards discover your escape attempt. Go to 13F.

4C No door reveals itself in answer to your awesome spell. Check to see if you're discovered by the guards, though (23F). If you survive, you can continue your circular journey – counterclockwise to 6D or clockwise to 15C.

4D* You can cast a spell before he grabs you, but just barely. Choose your spell, then consult the Magic Matrix. His MR is 150. If you kill the troll, you can continue your search for an exit by going back to 1B or forward to 25F. If your spell fails to stop the monster, continue to fight by going to 13D.

4E Make a saving roll on DEX at your level. If you're successful, go to 10J. Failure leads you to 1C.

4F The armory is well stocked. You can take any two weapons you need, using the T&T standard weapons tables (but remember, gunnes haven't been invented yet). Then go to 1D.

4G You safely reach the next niche in the parapet wall. The circular walkway continues in both directions. Nothing distinguishes this section from the others. If you tarry long, you'll be seen.

Record this paragraph number. Then go to 23F to see if you are detected. If not, you can proceed along the parapet, going clockwise to 18G or counterclockwise to 14E.

4H As you leap, the boy turns and sees you. He's apprenticed to the alchemist and is a first level wizard. He casts a *Take That You Fiend* (IQ of 18). If you survive its effect, go to 1H.

4J Ythul would look chagrined, but it can't even manage a grin. Your spell confused it a little and you have time to flee. You gain 100 e.p. for surviving. Go on to 1K.

4K The portcullis guards the main gateway to the village. A contingent of guards bars your way. You can try to bluff your way past (go to 17E) or retreat to the armory at 1D or the stables at 23K to try to find an alternate exit from the castle.

4L As you slide through the square of the town, you pass the alchemist's shop. On your first visit here you see an amber light coming through the window. If you want to investigate, go to 22A. Otherwise (or if this isn't your first trip past this area), you can go to the commons (25D), towards the jetty (24G), deeper into the village (24B), or towards the tavern (1A).

4M These were packrat bats and buried around the room you can find their treasures. You can search as long as you wish. For each round of searching, make a saving roll on CON, starting at level one and increasing the level by one each time as the air becomes foul with bat dung dust. Subtract the amount a roll is missed by from your CON. Then make a L3-SR on LK (30 – LK). If successful, you find one die's worth of gems. If you fail, one die's roll of bats return to find you stealing their loot. Fight them before continuing your search. Whenever your greed permits you to leave, there are several paths waiting. A dingy passage leads to the left (8C), a debris-filled tunnel leads straight ahead (1K), or you can follow the cave back to a grotto at 25E.

5A This is a hero? Duc Gastar has more pressing problems. Subtract 1 permanently from your CHR. Go back to 9E and make a real choice.

5B The jewel drops from your hand as the gargoyle pounces. Take one die in hits from ST as he bites your arm. On each turn hereafter, make a L3-SR on ST, subtracting any miss from ST. These hits are due to gargoyle venom which cannot be counteracted until you escape this adventure. If your ST goes to zero, you're dead. You still have to fight the gargoyle. Combat continues at 23A.

5C Ildrac is momentarily surprised at your disappearance. If you make a L1-SR on SP ($20 - SP$), you can escape to 1D. If you fail, he catches you despite your invisibility. He ties a rope to your unseen form and waits for you to reappear. Humiliated, you eventually do, and he calls the guards to return you to 13F.

5D If you make a L3-SR on CHR ($30 - CHR$), go to 27C. If you fail, the old man isn't convinced. He starts to call for help. You can either attack him (2B or with magic at 1J), run away before help arrives (24G), or try to grab a boat and escape (12C).



6A Bruit Fors sends a conditioned *Freeze-Pleeze* shivering your way. Your retreat is glacial as he shuts you down, placing you in a state of suspended animation. For two weeks your frozen body hangs on the walls as a gargoyle to discourage delvers. Your mind still functions and you have plenty of time to consider other occupations. This meditation time is worth 200 e.p.

Finally Bruit tires of your stone-faced expressions and allows you to thaw. Take one die's hits to CON for defrosting. When you reawaken, you're back at 13F.

6B While not completely disorienting, there's not much to distinguish this room from any other in the caverns. Make a L5-SR on LK (40 – LK). If you miss, go to 15G. If you make the saving roll, you can follow the quavering light to more caverns. Go back to 1B or forward to 25F.

6C The spell sweeps you into the air. Ildrac instinctively throws a dirk. He needs a L5-SR on DEX (40 – DEX) to hit. If he hits, take the dagger's hits plus 10 adds. You fall to the floor and Ildrac prevents your escape. Go to 19C.

If you avoid his dagger, you fly back to the inner courtyard at 18A.

6D You safely reach the next niche in the parapet wall. The circular walkway continues in both directions. The parapet walls seem different here. If you want to spend the time to examine them magically, write down your spell and go to 22K. Otherwise, record this paragraph number. Then go to 23F to see if you are detected. If not, you can proceed along the parapet, going clockwise to 14E or counter-clockwise to 15C.

6E If you make a saving roll at your level on SP, you careen wildly down the corridors right to 1B or left to 25F. If you miss, Delverdinger blocks your way. Go to 13D.

6F These servants are faithful to the true duke, Gastar. They offer to provide you with a servant's livery if you want it. They'll also hide you if you need to recover ST. When you're ready, you can proceed to 20A.

6G If you're a magic-user, go to 15B. Otherwise the old man is less than pleased with the interruption. If you fail a L3-SR on CHR (30 – CHR), go to 18D.

Making the roll, you convince him of your cause and he agrees to aid you. Alklyn gives you a potion which raises each of your attributes by one. He then returns to his work.

You can go to the commons (25D), towards the jetty (24C), deeper into the village (24B), or towards the tavern (1A).

6H The villagers discover someone trying to steal their boat. A number of them come running to stop you (roll one die to find out how many). They plunge into the water. If you wish to cast magic, write down your spell and go to 24F. If you just want to fight, go to 19E.

6J You are now flying over the village. If you have the Strength to recast the spell, do so and go to 19F.

Lacking the Strength, you need to prepare for a crash landing. Make a L5-SR on CON (40 – CON). Subtract any miss from CON. You also lose any items you were carrying. If somehow you survive, go on to 25D.

6K You recognize the smell of methane just in time. Quickly you douse the flame you're carrying in a puddle on the floor. Take 50 e.p. for this quick response. Return to the paragraph that sent you to 20B.

6L* Write down your spell, then check the Magic Matrix. The gargoyle has a MR of 100. If you survive, go to 15H.

7A The smoke has attracted another guard. He's more alert than the last and already has his scimitar ready. You, however, are caught with your sword (among other things) down, so you must fight the first round weaponless. You'll be able to use the sword on succeeding rounds, though. Assuming you survive, you can check the guards' pockets. Recent raids have been profitable and the guard has 2 dice worth of gold coins.

Now sneak out to the courtyard at 25C.

7B In response to your ingenuity, a small section of the parapet slides away revealing a narrow passageway. Some slight distance inwards a small figure lies crumpled and snoring. You can still sneak back to the parapet at 14E (the door will then close behind you), you can approach stealthily and try to kill the sleeper before he awakens (11C), or you can try to sneak past him to the room beyond (3E).

7C An abandoned postern lies open so there's a light at the end of the tunnel. This is known as the Optimist's Gate. You've survived the maze (take 200 e.p.) but you still need to escape. Proceed straight ahead to 11A.

7D Even if you return as a slug, your next incarnation has to be smarter. Hurling yourself into the air, you're impaled on the cave's stalactites. Luckily you're unconscious before you hit the floor. Your body slowly loses sensation. At the end, you feel plasmoid extrusions converging on your body. A short time later, all that remains is a pair of sandals and a bloated, burping frog.

7E The *Rock-a-Bye* takes its full effect. If any of your attackers remain awake (that is, if you didn't cast a strong enough spell), you must finish the battle by normal means. If you defeat them (or if they are all snoring), go to 1F.

7F The storehouse holds nothing of special value. It does contain hatchets, ropes, lanterns, torches, and spears. You can stock up if you need anything. You can also hide here and rest for as long as you need. (Make a L1-SR on LK [20 – LK] for each turn you rest. If you fail, go to 12G for a guard wandered in.)

When you decide to leave, you can stay at the main level by going to the courtyard at 25C, the kitchens at 26A, or the inner doors at 14A. A stone stairway may tempt you to go up to 3B, or you can follow the curving passageway down at 1B.

7G If you cast the spell at a power of 100 or more, the gargoyle shatters (its MR was 100). You're free to continue to 15H.

If you didn't cast it strong enough, your frosty fingers were only partially successful. Subtract your damage from the gargoyle's initial value of 100 and continue at 26B.

7H The boy saw you the last time and alerted the village patrol. Roll one die for the number of yeomen who are now waiting for you. You still have a chance to convince them you're on their side. Make the appropriate saving rolls on the Class Action Table. If you pass all of them, go to 22H.

The yeomen are quite suspicious. If you fail a saving roll, they attack. Go to 25A.

7J Nimble you replace the jewel and the gargoyle restiffens. Take 100 e.p. and go to 25E to continue your journey.

7K "Coward spawned by a sun-shirking lizard! Thy weapons are useless to protect thy perfidy." Alklyn waves a gnarled hand and all your weapons turn to dust.

He then decides you should pay for your unchivalrous conduct by assisting in his experiments. A double dose of his potion cavorts in a retort. Go to 18D and add one to the level of the saving rolls required there.

8A You start to take off into the sky but one guard makes a last effort to hit you with his spear. You are a large but moving target. He needs a L5-SR on his DEX of 25 (40 – 25) to hit you. If you're still in the air when he's done, go to 12F.

8B The massive door is counterweighted and opens smoothly. You slip inside. The foremost shelves and stalls are filled with swords, daggers, and bows. Take what you can use (and carry). You hear a guard approaching and can slip back to 1D or try to obtain more accoutrements by going to 24H.

8C This chamber has a brighter glow than the others. If you'd like to search the cave with an *Oh There It Is!*, go to 27A. Otherwise proceed to 1K.

8D The world needs heroes, not shirkers. Subtract 50 e.p. from your total. You also lose 5 CHR for the duration of the adventure. You'll have no further chance to encounter the alchemist in his shop. For now, you can go to the commons (25D), towards the jetty (24G), deeper into the village (24B), or towards the tavern (1A).

8E This encounter was worth 300 e.p. plus 5 times any ST points you used in the battle. Fighting this wizard also taught you a few things (increase IQ and DEX by two points each). From Bruit's belt, you pluck a flask. It contains 10 draughts of a magic potion. Each swallow will restore 10 Strength points that you've used magically. You cannot go beyond your normal Strength, however. The potion also has cumulative side effects. If you take more than one draught per day, you must make a saving roll on ST at one level higher than the previous time (i.e. a level one saving roll for the second taste, level two for the third, etc.). If you fail a saving roll, your ST is cut in half.

For now, proceed to the tiny room at the end of the passage (go to 23C).



8F You climb to the top of the parapet wall. The moonless night will prevent your discovery for awhile. If you have a rope, you can tie it off and descend the 50 feet to the ground (go to 13A). If you lack a rope, you still have two choices: you can try to climb down without a rope (go to 23B) or you can return to the lower levels and try to find or steal one (go to 15C).

8G You have the persuasive powers of a rock troll. You've frightened the girl and she runs for help. If you try to stop her, go to 19G. If you try to run, go to 20F.

8H You'd fight the Elder Eldritch with such puny spells? If you cast the spell at an effective strength of 100 or more, go to 4J. If you didn't make it that strong, the spell rebounds. Take the damage of that spell and go to 24C.

9A You can strip the guard(s) and put on a guard's uniform. Roll one die to find the number of gold pieces a guard had. Then return to the paragraph which caused you to check for guards.

9B Delverdinger minces people, not words: "Me riddles like. You me beat, I you give precious. No beat, I eat!"

Make a L3-SR on IQ (30 – IQ). If you succeed, go to 22E. If you miss, you'll soon be a post-nap snack for the troll. Go to 13D.

9C A rock jetty curves out from shore to form a small protected cove. Several fishing boats huddle in its shelter. There appears to be only one old fisherman preparing for the morning's trip. (If you've ever been here before, all saving roll levels at this location are increased by 1). You have several strategies:

Approach the old man (5D);

Attack the old man (2B);

Attack him with magic (1J);

Wait for him to leave, then steal a boat (23G);

Do nothing here. Sneak to the village (24G).



9D You safely reach the next niche in the parapet wall. The circular walkway continues in both directions. The Blue Gate guards the entrance to stone stairways below.

Record this paragraph number. Then go to 23F to see if you are detected. If not, you can proceed along the parapet, going clockwise to 15C or counterclockwise to 18G.

If you want to sneak down past the Blue Gate, go to 3B.

9E Prison life grinds you down. Make a L2-SR on CON (25 – CON). If you miss, take hits to reflect its effects on your strength.

Several possible means await you:

If you want to try to get the serving girl, Jhani, to help your escape, wait till she brings your food; go to 14F.

If you want to start a fire (hoping to overpower a guard in the confusion), go to 20C.

If you'd rather play Comte de Monte Cristo (i.e., "tunnel king"), try paragraph 24A.

If magic's your thing, proceed to 23H.

If you want to await your rescue by Duc Gastar, go to 5A.

9F You're not paying attention. Ildrac is weapons master. But since you insist, look up Ildrac's attributes in the Wandering Person Table and have at him. If you win, go to 4F.

9G The sight of their prey soaring over their heads jars the guards' reactions for an instant. When they recover, they loose a flight of arrows at you. Each guard needs to make a L5-SR on DEX (40 – DEX) to hit you. If you manage to avoid the arrows, you land safely at 25D.

9H The boy listens to your story. If you make a saving roll at your level on CHR, go to 22H. If you fail, he runs from the stables screaming for help. Roll one die for the number of yeomen who arrive to block your escape, then go to 25A.

10A The glimmering slime on the walls of cave may not be pleasant smelling, but it exudes enough light for you to walk by. From here you can dimly see passages left to 25F and right to 17F.

10B You're invisible now. You've confused the guards and they slash wildly. Each turn make a L1-SR on LK (20 – LK) for each guard present. If you succeed, they miss. On combat turns 2 and 3, you can land half your combat total with no response from them. If you fail a saving roll, treat the turn as a normal combat turn. If the battle goes on to turn 4, you become visible again. Finish the fight with normal combat rules. If you make it, go to 22D.

10C You have crept to a gate guarding the Green entrance to the parapet. Make a L2-SR on LK (25 – LK). If you succeed, you can sneak through to the parapet (go to 18G) or down one of the stone staircases. One leads to the kitchens (go to 26A), the other to the inner courtyard (18A).

If you fail your saving roll, go to 18B.

10D Your feet disturb the dried bat guano which covers the walls. If you fail a L4-SR on CON (35 – CON), take the amount you missed by as hits to CON and go to 20E. If you make the roll, go to 18E.

10E Draped over a stuffed baboon, you find a silken tarnhelm. Luckily it only works on living creatures or you'd not have found it. When pulled over your head, it renders you invisible for five combat turns. If you make a saving roll on LK at your foe's level, they can score no hits on you for that turn. You always score your full combat adds as they can't see the direction of your attack.

The tarnhelm's power is inexhaustible, but it takes two hours to recharge itself after use. Your fascination with the discovery is broken when you hear footsteps. Go to 19J.

10F If you have a lantern or torch, make a L4-SR on LK (35 – LK; lights are rather hard to hide). If you have no light you need only a L2-SR (25 – LK) to avoid being spotted (remember to add one to the level of the saving roll if the alarum has sounded). If you make your roll, return to the paragraph which got you here. If your luck fails, a guard spots you. Go to 18C.

10G Congratulations. You have just created a two-ton frozen slime cone. Ythul is one of the Elder Eldritch and, as it slowly recedes to another plane of existence, you feel it slide through your mind. You then realize its malevolence was in fact the disinterested daydreaming of a vastly superior life-form. This insight increases your IQ by the roll of one die. You also sense that henceforth you'll be resistant to any mind spells. This little episode is also worth 200 e.p. The caverns continue on to 1K.

10H The night continues to shelter you. You can go to the commons at 25D, the gate to the chateau at 22D, or the road to the jetty at 24G.

10J Your greedy fingers just plucked the navel jewel from a cave gargoyle. The enchanted gem kept the gargoyle stone-dead and nearly harmless; he's coming around now. You can cast a spell (6L), fight with normal weapons (23A), try to replace the jewel (7J), or just flee (26D).

10K "My parents were murdered by Binaire when first he took over," Jhani tells you. "I have since but waited till I might destroy that evil man. I will bring thee servant's clothes and weapons. No one will see, and I will aid thy escape."

She disappears, but true to her word she returns that night. Guarding the passageway while you change into the loose-fitting servant's tabard, she then sneaks back to her duties. Go now to 25C.



11A You've wandered underneath the castle, emerging at an unguarded gate. As your eyes adjust to the dim light of night, you make out the shapes of village huts. Go to 4L.

11B Roll three dice. That's the number of turns you have before someone finds the body and raises the alarm. The door to your cell remains open, so use it while you can. Grab the daggers and go to 25C.

11C Concentrating on the sleeper, you fail to see the trip wire and have now awakened the guardian of the secret chamber. Bruit Fors is not quite 4 feet tall but weighs well over 200 pounds.

"Morpheus' malingerers," he mumbles as he climbs out of the sleeping robes he had been wrapped in. "How dare you disturb my sleep?"

Clearly, you make a poor first impression. You have several possible actions now. You can talk to him and see if you can improve his opinion of you (22J), you can quickly conjure up a spell to use against him (2A), you can launch an attack against him using ordinary weapons (18H), or lastly you can apply the better part of valor and hightail it out of there (6A).

11D Ythul has no brain to be affected by your spell. However, it does have the ability to reflect it back at you. A narcotic drowsiness envelops your mind. As your last bodily sensations fade, you feel plasmoid extrusions converging on your body. A short time later, all that remains is a pair of sandals and a bloated, burping frog.

11E The tiresome excavation is finally over. The tunnel you've dug breaks out in an underground cavern. The walls are covered with a slimy phosphorescence that allows you to find your way without a light. Go to 25G.

11F You throw yourself across the beach. If you fail a L3-SR on LK (30 – LK), go to 24D.

If your luck holds, you surprise the old man who is actually the wizard Ornalac. He has time only to flip away a *Blasting Power* worth 20 points. If you survive this attack, you can struggle ahead and land your blows. If you fail to kill him on this first round, his next spell is a level 3 *Take That You Fiend* (worth 90 points). If you still survive, he's too tired to do anything more to stop you. Take 200 e.p. for surviving and proceed to 23G.

12A Wizards should practice wisdom and civility before craven aggression. Go to 18D and add one to the level of the saving rolls required there.

12B The kitchen servers subdue the servants. They'll guard you while you rest as long as you want to recover Strength. You can dress as a servant if you'd like to.

When you're ready to go, an old cook hangs a goatskin of wine around your neck. Its contents will restore one die's worth of points to your CON (up to your permanent value). There are ten draughts in the skin, and it takes a turn to drink one. Now go to 20A.

12C Roll one die. If it's even, go to 23G; otherwise go to 24D.

12D The torch/lantern hampers your ability to fight. You can accept that and only use one hand, or you can throw away the light. If you toss it, go to 17D.

If you keep the light, you still have the choice of magic or hand weapons. If you choose magic, decide on your spell and check the Magic Matrix. Remember, you only have one arm free, should it matter to your spell.

If you fight by normal means, remember that you can only use one weapon. If you fail to inflict any hits in a round, the light is struck from your hand. If this happens, go to 17D.

Assuming you persevere and are still holding your light, go to 22H.

12E If you still lack a Speed rating, you'd better roll one up fast. If you can make a L2-SR on SP (25 – SP), you run out to 1D. If you fail, Ildrac snares you before you can get away. Go to 19C.

12F You fly straight up, clearing the parapet and out of target range. You are now 100 feet in the air. If you make a L3-SR on LK (30 – LK), go to 22C. If you fail, go to 6J.

12G* The guard moves to attack. If you wish to use magic, write down your spell and consult the Magic Matrix. The fight begins no matter what you do. If you fail to inflict damage on him in any round, he has time to yell for help. For each yell, roll one die. If it comes up 1 or 2, another guard appears and joins the attack. If more than 4 guards are present, you can surrender (subtract 5 from your CHR for the rest of this adventure and go to 13F). If you survive, go to 9A.

12H If you're carrying a torch or lantern or if you make a *Will-o-wisp* or other flame, note this paragraph number and go to 20B. If you want to proceed with no light, you can move forward to 25G or back up to 14A.

12J Your invisibility still helps you in your fight with the guard. Each turn make a L3-SR on DEX (30 – DEX). If you make it, you can land your full blow without opposition. Should you miss, you must take the guard's hits. After two such turns, the *Hidey Hole* wears off and all fighting continues normally.

If you win, you can stop to strip the body for uniform and armor. Then roll two dice to determine how long you'll have before the alarum is raised.

If you run without stopping to strip the body, roll four dice for the time you'll have. In either case, your only way now lies at 25C.



13A You tie the rope to the iron rungs of the ladder and toss the other end out into the night. There's a satisfying plop as the rope hits the ground. If you make a L3-SR on IQ (30 – IQ), go to 19A.

Failing the IQ roll means you forgot to check your anchor, and your stomach drops as the rung to which you tied the rope pops and sails past your head. Falling, you race it to the ground. Make a L6-SR on CON (45 – CON). Subtract any amount you miss the roll by from CON as hits. You also get five times the amount missed by as e.p., if that's any consolation. If you survive, you can pull yourself together and proceed to 10H.

13B A huge iron-braced door guards the armory. A *Knock Knock* or a L3-SR on DEX (30 – DEX) will get you inside; go to 8B. If you fail to achieve either, return to 1D.

13C Ythul has no eyes, so it doesn't realize you're invisible. If you can make a L3-SR on DEX (30 – DEX), you manage to move fast enough to try another spell. Go to 27A.

If you miss the DEX saving roll or haven't the ST for more magic, a narcotically soothing aura envelops you. As your last bodily sensations fade, you feel plasmoid extrusions converging on your body. A short time later all that remains is a pair of sandals and a bloated, burping frog.

13D "Time me eat little man." The lumbering mass launches itself at you, huge teeth jutting from a drooling maw. Delverdinger starts with a MR of 150. You don't want to match this dude blow for blow. At the start of each turn, divide his current MR by 30 and round up. This is the level of the saving roll on DEX you must make. If you miss, take the difference from CON and DEX. If you make it, you sneak past the brute and deal your full combat adds. If you eventually defeat him, any loss suffered to your DEX is regained one point per turn. Then you can go back to 1B or forward to 25F.

13E Their attacks are only slightly hampered as they aim for the boat. Go to 19E but count only 40% of the total of the villagers' combat roll.

13F You're back in the cell again sans everything. In addition to your tattered tunic, you now sport meteoric metal manacles on your wrists. These effectively prevent you from using magic. If you're fool enough to start a fight, your combat adds are halved. The manacles are worth 2 dice, though. Should you win a fight with a guard, it will take 1 die's worth of turns to find his keys and get rid of the manacles.

Just surviving to this point has been worth 200 e.p. Now go to 9E.

13G "Oh hearty friend!" says Bruit, "You've come to ease my boredom, cast among these idiot helmet-bashers. Come let me show you the workshop." His discourse is worth 300 e.p. and a raise of 2 to your IQ. Then he leads you to the secret chamber; go to 23C.

13H You're free for now. Escaping is worth 1500 e.p. plus whatever e.p. you gained in the adventure.

Additional points are awarded based on the quality of the character who entered. Subtract your initial level from 4 and multiply by 500. Add this value to your base score of e.p. Next, subtract your current combat adds from 50 and multiply by 30. This number is also added to your tally (it may be a negative number). The adventure is over.

13J The old man is really the wizard Ornalac. He has some protective spells in effect, hence the level ratings in the Magic Matrix. His ST and CON are 30 and 18 respectively. If you fail to kill him, he blasts you with a level 3 *Take That You Fiend* (90 points worth). With that, his ST is used up. If you survive his attack, you can ignore him. Take 150 e.p. for this action and proceed to 23G.

14A Doors to the barracks and Lords' quarters lead from here, but it would be suicide to attempt those heavily guarded passages. Roll one die. If it's even, guards are present; if odd, servants are there. Then roll one die again and divide by two (round fractions up) to determine the number of people confronting you. Make the appropriate saving rolls on the Glib Tongue or Class Action Tables. If you fail any rolls, you are attacked. For the first round only of a combat, only one of your opponents manages to attack you. An additional person (if such there be) attacks on succeeding rounds. If you make all saving rolls or if you survive the battle, you can go back to the kitchen at 26A or to the storehouse at 7F. If you're really curious, there's always the passageway down to 12H.

14B You slide down a water-polished groove to a collecting basin. Make a L4-SR on ST (35 – ST). If successful, you stop your slide and can go to 6B. If you fail to arrest yourself, you plunge into the murky pool. Make a L1-SR on DEX (20 – DEX) for each item you carry (weapon or treasure). If you miss a saving roll, that object sinks out of sight.

You finally reach the edge of the pool. A constricting crawlway leads to 6B.

14C Your weapon disappears into the maw that opens in the creature's side. There's no way to break free and you follow the weapon into the monster where a speedy digestion awaits. Your body slowly loses sensation as you feel his plasmoid extrusions converging on your body. A short time later, all that remains is a pair of sandals and a bloated, burping frog.

14D Recasting the spell controls your descent. You make a gentle splash as you land. If you're wearing armor, make a L3-SR on CON (30 – CON) to see if you can shuck it in time. Take any miss from your CON to represent damage sustained while getting out of the armor. In any case, proceed armorless to 23E.

14E You safely reach the next niche in the parapet wall. The circular walkway continues in both directions. You can go clockwise to 4G or counterclockwise to 6D. If you want to examine the walls for a secret door, go to 17C.

14F She's willing to listen to your story, but your CHR will be the only way she can tell whether you're telling the truth. Make a L3-SR on CHR (30 – CHR; she's heard many tales from the wretches down here). If you make it, go to 10K. If you fail, she doesn't believe you; go to 8G.



15A* Write down your spell and consult the trusty Magic Matrix. If you defeat him, go on to 4F. If you fail, you'll have to try normal weapons. Go to 9F.

15B "By the great Oak of Ogisil, I feel the tingle of a fledgling magic-flinger. But, youngling, have ye the power to contain my prowess?"

Alklyn is ready to test your mind. To see if you can stay with his discourse, make a L4-SR on IQ (35 – IQ). If you fail, go to 18D.

If you succeed, Alklyn says, "Thou art smarter than thy looks give testimony. Come, see my endeavors...". He demonstrates his arcane experiments and your IQ is increased by 5, your DEX by 2. The experience is worth 50 e.p.

After a nightcap of toadtoe wine, Alklyn leads you to the street. You can go to the commons (25D), towards the jetty (24G), deeper into the village (24B), or towards the tavern (1A).

15C You reach the next niche in the parapet without incident. The walkway extends in both directions. Record this paragraph number. Then go to 23F to see if you are detected. If not, you can proceed clockwise to 6D or counterclockwise to 9D. A little further examination reveals a series of iron rungs which lead to the rim of the parapet wall. To attempt the ladder, go to 8F.

15D The crawlway is covered with dried bat guano and it's impossible to avoid breathing the dusty detritus. Roll one die. On a 5 or 6, go to 18E. Otherwise subtract the roll from your CON; then go to 20E.

15E Your nose tells you this is the commons stables. If you have ever been here before, go to 7H.

You can approach the young boy who is saddling a horse (go to 9H), attack him before he spots you (4H), attack him magically (26C), or you can sneak out and come back later (24B).

15F The necromancer's Martel Maleficatum (nicely bound in tanned mouse leather) lies open on an antique reader. It lists the spells of the Elder ways. Carefully turning its stiff parchment leaves, you absorb some of its lore before you're disturbed by a noise on the parapet. You have time to commit one spell to memory. Choose any spell you wish (by some strange coincidence, the T&T spell book has the same spells as the Martel). You can cast that spell when you have sufficient IQ, DEX, and ST. You don't need to be at the level of the spell, and you needn't pay the normal penalties for casting a higher level spell. Then go to 19J to try to escape.

15G As you cross a rock mound, it shifts under your feet. The mound is actually Delverdinger, a Ruffinbeem Troll. Luckily he's more surprised than you and you have a few moments to decide whether to reason with him (9B), run (6E), fight with magic (4D), or fight with normal weapons (13D).

15H The jewel casts an aura of belief. While holding it, you only need to roll a 5 or better whenever you're asked to make a saving roll on CHR. Should you fail the saving roll or if the jewel is stolen from you, your CHR drops permanently by the roll of one die and the gem disintegrates. You can only rid yourself of this questionable aid by finding someone capable of casting a *Dis-Spell* at level 12 on the jewel. When dispelled, the jewel reverts to its pre-enchantment value of 250 g.p.'s. Return to 25E and roll one die to continue the adventure.

15J The fire continues to build. It can only attract more guards. Grab the scimitar from its sheath. You have one die's worth of turns before an alarm is raised. After that you must increase the level of every saving roll on LK by one more level.

If you want to use the guard's uniform, go to 22G. Otherwise, run to the courtyard at 25C.



Carefully turning its stiff parchment leaves, you absorb some of its lore before you're disturbed by a noise on the parapet...

17A A lichen-covered stone gives way and you peel off. Divide your present height up the wall by ten and add one. That's the level of saving roll you must now make on CON. This shows how hard you land. Subtract any miss from CON. You also get five times any damage as e.p. If you're still alive, you're bruised and dazed but also free. Go to 10H.

17B The diet of maggoty black bread and tooth-chipping cheese is wearing you down. Besides, you're getting bored. Your subscription to "Mercenary's Scroll" has lapsed, your page has grown into a chapter, and there's still a thousand years before "Wide World of Sports" comes on. What else is there but to escape? Your armor, weapons, and clothes were distributed to the yeomen who captured you. You now wear a standard issue, ragged tunic which will easily mark you as a prisoner should you escape. Your only luck is that your captors so underestimate your abilities (you were captured, after all!) that you have several chances to escape each day. For the nonce, go to 9E.



17C* If you're a magic-user, choose a spell and consult the Magic Matrix. If your spell fails, return to 14E and move on around the parapet.

If you're not a magic-user, try a L3-SR on IQ (30 - IQ). If you make it, go to 7B. If you fail, nothing happens; the puzzle seems to be too much for your brutish mind.

If you come back to try again, you'll have to make the saving roll at one level higher. For now return to the parapet at 14E and continue from the second sentence.

17D The dry straw of the stable floor erupts in a sheer wall of flame. The yeomen break off the fight to run for safety. Go to 1G.

17E* This is the last guardpost before the village. The sentries stop you. Roll one die to determine the number of guards on duty. You'll need to consult the Glib Tongue Table for each of them. If you fail any saving roll, they block your escape. You can yield (subtract 1 from CHR and go to 13F) or fight. If you want to use magic, consult the Magic Matrix after you write down your spell. If you win by any means, go on to 22D.

17F Angling sharply downwards, the cave narrows to a tight passageway. You won't be able to turn around once you've started down. If you choose to slither down head-first, go to 15D. If you're a feet-first, go to 10D. Your only other choice is to sit here and eat rocks.

17G If you make a L2-SR on LK (25 - LK), go to 11E. If you fail, you've dug too far down and hit the lake. Water comes pouring in. Make a L3-SR on CON (30 - CON). Take the amount you miss by as hits to determine its initial effects. If you survive, you manage to crawl back to your cell, muddled and half drowned. Go to 4B.

18A You're in the inner courtyard. You can pass through a small gate to 25C or try to open the door at 1D. A narrow stone stairway seems to go up at 10C.

18B The dusty stairs cause you to cough. "Qui vive?" calls a guard, sleepily. If you pass a Glib Tongue Table check, return to the paragraph that sent you here.

If you fail the Glib Tongue Table check, you'll have to kill him quickly. If you fail to kill the guard in two combat rounds, roll one die on each succeeding turn. On the roll of a 1 or a 2, another guard comes and joins the fray. If you survive, return to the paragraph you came from and choose one of the directions there.

18C Check the Glib Tongue Table. If you pass, return to the paragraph which sent you to this sequence. If you fail, the guard turns out to be smarter than you thought. He figures you're a spy and attacks. Go to 12G.

18D "Ah, laddie, but thou meddlest where thee should'na. Howsom-ever, methinks thee can yet be of some wee bitte of help to me."

Alklyn waves his hands and your form is enveloped by the crimson glow of a spell of holding. Your head moves back and your mouth gapes despite your efforts to close it. Alklyn picks up a cup made from a human skull and pours its frothy contents down your unwilling throat. Violent contractions twist your body, then a crimson haze mercifully blots your consciousness.

Make L4-SR's on each of your seven attributes (35 – attribute; don't forget Speed). For each saving roll you make, the potion adds 2 points to that attribute. For each one you fail, decrease that attribute by the amount of you missed the roll.

If you survive to awaken an hour later, you find yourself outside the alchemist's shop. The light is off. You can go to the commons (25D), towards the jetty (24G), deeper into the village (24B), or towards the tavern (1A).

18E The bat who shat that once hid in a mage's hat. Some of the magical powers remain in the dusty dung. You can scoop up enough for two dice worth of spell castings. Each pinch is worth one free first-level spell (this dust is valid whether or not you're a magic-user). Then continue on to 20E.

18F You're invisible now. You've confused the guard and he slashes wildly with his blade. Each turn make a L1-SR on LK (20 – LK). If you make the saving roll, the guard's swipe misses. On combat turns 2 and 3, you can strike back. You get your full combat hits; the guard has none. If you haven't won at the end of the third round, you re-emerge from invisibility. Go to 12G. If you kill him, go to 9A.

18G You safely reach the next niche in the parapet wall. The circular walkway continues in both directions. The Green Gate guards the entrance to stone stairways below.

Record this paragraph number. Then go to 23F to see if you are detected. If not, you can proceed along the parapet, going clockwise to 9D or counterclockwise to 4G.

If you want to sneak down past the Green Gate, go to 10C.

18H You lunge across the corridor. The narrow passageway explodes in shimmering waves of fire as Bruit casts a *Blasting Power* spell. He has the STR to cast it twice more, then he'll collapse in exhaustion. If you can kill him sooner or survive these rivers of flame, go to 8E. If you fail, your ashes will be tossed over the ramparts late tonight.

18J You fly towards the stable door, but the yeomen still have a chance at you. As you pass close over their heads, they each launch a javelin. You are a large target at close range, but also a moving target, so each yeoman needs to make a L5-SR on a DEX of 24 (40 – 24). If you survive all their spears, proceed to 24B.

19A Before trusting the rope, you check the anchor. A hard tug pulls the rusty rung from its socket. A nervous chill tickles your spine as you see yourself tumbling off the wall. Then you retie the rope. This time it holds, and you skillfully lower yourself down the wall. Soon you touch ground, softly and undetected. Take 10 e.p. and head for 10H.

19B To leave the stables, go back to the main court (25C), over to the armory (1D), or out to the main gate (4K). There's also a ladder leading into a dark well at 1B or a stone stairway leading up to the parapet (3B).

19C Look up Ildrac's attributes in the Wandering Person Table. He swats you with one broad hand and you're thrown against the wall. Make a L1-SR on CON (20 – CON) and subtract the number you miss by from your CON if you should miss the roll. If you're still conscious, you barely have time before he charges you. His broadsword swings your way. You have moments to yield or prepare to fight. If at any time you yield, subtract one from your CHR and go to 13F. If you should manage to win, to go 4F.

19D There's nothing revealed by your spell. Check to see if you're discovered by the guards, though (23F). If you survive, you can continue your circular journey around the parapet – counterclockwise to 6D or clockwise to 15C.

19E The water slows their attack, so count only half of the villagers' combat rolls, using the standard 25 MR villager of the Wandering People Table. Starting on the second combat turn and for each turn after, you must make a L1-SR on DEX (20 – DEX) for each attacker to remain in the boat. If you fail a roll, the villagers pull you into the water and you must finish the fight at half adds also. If you win, go to 3F. Don't consider surrender; these peasants show no mercy to thieves.

19F Recasting the spell controls your descent. You're heading for the village stables. Make a L3-SR on LK (30 – LK). If you make it, go to 25D.

If you fail the roll, you land in this week's pile of horse dung. The smell is enough to subtract 10 from your CHR until you can bathe and get new clothes. (New clothes require a change of uniform. That will add 5 back to your CHR. The bath may be tougher. No one in this town has had a bath in 23 years.) Pull yourself together and go to 15E.

19G She's not as defenseless as she looks. Though she has a CON of only 9, she has ST 12, DEX 26, and LK 16. She plucks a poniard from her smock and flings it at you as you leap. If the dagger misses, she parries your attack, draws a second poniard from her belt, and attacks. Fight her. If you kill her, a quick search reveals a pouch containing one die's worth of small gems. Then go to 11B.

19H Invisible, you close to the boy and strike before he can react. Go to 1H.

19J Hastening to escape from this cul de sac, you upset a retort. Its long-trapped vapors fizzle as they contact the floor, and the fumes envelop you. Roll two dice to determine the effects. If you roll:

- 2 – increase IQ by one die roll
- 3 – increase ST by one die roll
- 4 – increase LK by one die roll
- 5 – increase CHR and DEX by 2
- 6 – increase ST and CON by 3
- 7 – increase LK and DEX by 1
- 8 – decrease ST and CON by 3
- 9 – decrease CHR and DEX by 2
- 10 – decrease LK by one die roll
- 11 – decrease ST by one die roll
- 12 – decrease IQ by one die roll

Staggering from the effects of the fumes, you reach the parapet. Disoriented, you can go one of two ways on the circular ramparts (go to 4G or 6D).

20A Before you leave, you scan the kitchens for items you might need. You can take a torch, lantern, rope, knives, and/or cleaver (3 dice + 1). From the kitchen you can explore the main level of the castle or climb a stone stairway to 10C. To explore the main level, you can go back to the courtyard at 25C, through a pair of massive wooden doors to 7F, or through an ornate passageway to 14A.

20B If you make a L3-SR on IQ (30 – IQ), go to 6K.

If you fail the roll, you've just carried an open flame into a methane gas-filled room. The gas ignites violently and you're thrown against a wall. Make a L4-SR on CON (35 – CON), subtracting the amount the roll is missed by as hits from CON. Should you survive, go back to the paragraph which sent you here. (Surviving is worth 100 e.p. The blast burned away all your hair, though. Reduce your CHR by 5 until it grows back.)

20C That was a bright move. You're locked in a small cell whose straw floor is smoldering and nearly suffocating you. Take one die's worth of hits to your CON. Eventually a guard arrives, pulls open the door, and charges impetuously into the room. His sword is still sheathed as you jump him. The pair of you tumble into the straw and struggle barehanded. Each turn of the combat, you each must make a saving roll on CON to determine the effects of the gradually building fire. The first time the level is 1, but it increases one level each turn as the fire heats up. Subtract any misses from that person's CON. If you manage to defeat the guard, go to 15J.

20D Half measures may be better than none. Your *Oh There It Is* reveals a secret door control hidden in the rock. You still have to get the thing open, though.

If you try a *Knock Knock*, go to 7B.

If you think brute force will suffice, make L1-SR on ST (20 – ST). If you succeed, go to 7B. If you fail, try a *Knock Knock* or go back to the parapet at 14E.



20E It's hardly a surprise that you've emerged in a bat roost. Roll two dice for the number of bats (MR 11 each). If you come in feet first, you disturb all the critters before you fully emerge. They fight at full strength and so do you.

If you've come in head first, you stop before pulling yourself through and get one turn before the bats reach their full potential. Since you're still encumbered by the crawl, you get only half your normal adds, but the bats have none at all.

If you destroy all the bats, you can search the cave (go to 4M) or just continue on. A dingy passage leads to the left (8C), a debris-filled tunnel leads straight ahead (1K), or you can follow the cave back to a grotto at 25E.

20F She's too surprised to stop you. You scramble out the door to 3G.



Silently you enter the alchemist's shop. Alklyn b'Frklyn seems intent on his experiment and seems oblivious to your entrance.

22A Silently you enter the alchemist's shop. Alklyn b'Frklyn seems intent on his experiment and oblivious to your entrance. You can approach him to talk (6G), attack him with magic (12A), or attack him with weapons (7K). You can also do nothing and go back the way you came (8D).

22B The walls of the cavern intensify your spell and it takes effect with double strength. You weren't ready for that, so in addition to the gargoyle's hits, if any, you must absorb $\frac{1}{4}$ of the undoubled power of your spell. If you're still standing after that combination, go to 15H.

22C If you can recast the spell, do so and go to 14D.

If you lack the ST to recast, the spell wears off and you hit the water at full speed. Make a L3-SR on CON (30 – CON). Subtract any miss from CON. you also lose any items you were carrying when you hit the water. If you survive, go to 23E.

22D The massive front gate of the chateau is behind you. You can move towards the commons (25D) or along the harbor road (10H).

22E You really stumped him. Luckily he's a good loser. He gives you an Amulet of Proteus. Once in any dungeon, you can chant the magic words "The times, they are a'changin'." and you will be transformed into any humanoid character you wish. The effects last for 20 turns. You also get the benefits of that race's attributes, modified as per the T&T tables. Every other turn you must make a saving roll on LK at one level higher (start with a L1-SR [20 – LK]). If you fail a saving roll, the transformation is permanent, but each of your attributes is reduced by a die roll. The amulet will also cease to function.

To continue your search for a way out of this mess, go back to 1B or forward to 25F.

22F Use the Glib Tongue Table to see if Ildrac believes your story for being here. If he doesn't, go to 27B.

Ildrac's taken in by your manner, but he's still not sure you should be allowed to proceed. If you fail a L3-SR on CHR (30 – CHR), he escorts you to the door (1D).

Making the saving roll also means you've convinced him you need additional items from the back of the armory. He goes back to his work and lets you go to 4F.

22G You drag the lifeless body from the flames and take his uniform. If you make a L3-SR on LK (30 – LK), the uniform is undamaged and you can sneak out to the main courtyard at 25C. Otherwise, go to 7A.

22H One horse is saddled and seems to be waiting for you. Leaping into the saddle you pass through the village with no further encounters. A bulge in the saddlebags turns out to be a small sack of gems. Roll two dice to determine their number. Then go to 13H.

22J "Rabid spider spit," Bruit exclaims, "It's been eons since I've had a nice chat." If you can make a L4-SR on IQ or CHR (35 – IQ or CHR), go to 13G. If you fail the roll, he shrugs in disappointment as he claps a pair of manacles to your wrists and trundles you away to the guards. Go to 13F.

22K The only spells that might work here are *Oh There It Is* (go to 19D) or *Knock Knock* (go to 4C). If you cast anything else, subtract the ST for a miscasting and continue around the parapet – counterclockwise to 6D or clockwise to 15C.

22L A sizzling blast throws back your opponent(s). Any survivors scramble to escape the flames that now engulf the door to the stables. Your exit is blocked. Go to 1G.

23A You launch your attack before the gargoyle has fully awakened. Your full combat round is applied before the gargoyle can defend itself. Its original MR was 100. However, you must learn to pull your punches. The violence of your attack shattered the statue. Note its remaining MR and go to 26B.

23B Rough-hewn rocks form the outer walls but should offer little trouble to the true hero. You must climb 50 feet down. For each 10 feet, make a L1-SR on ST and on DEX (20 – ST/DEX). After each pair of saving rolls, you're 10 feet lower. Keep track of your current height. If you should miss any two rolls during the entire climb, go immediately to 17A.

If you make it safely to the bottom, the climb was worth 100 e.p. Now make a L2-SR on LK (25 – LK) to see if you've come down at a safe time. If you make it, go to 10H. If you miss the saving roll, your climbing made enough noise to attract someone. Roll on the Wandering Persons Table to see who it is and deal with them. Then proceed to 10H.

23C You've entered the abandoned workshop of the necromancer Famorgh v'Laliel. Scattered about are magic objects and potions. No one recalls the use of everything in here, and it would be hazardous to disturb too much. If you're a wizard or rogue, go to 15F. If you're a warrior, go to 10E.

23D You have two combat turns of invisibility left. For the first turn only, the guard is limited to half his combat roll and adds (he's still getting his scimitar out). Attack him now. If you fail to kill him, he gets his scimitar and slashes out at you. Go to 12J.

23E You swim the short distance to shore. Rearrange any gear you still have. Make a L1-SR on DEX (20 – DEX) for each item. You lose any item for which you fail the saving roll. Then go to the jetty at 9C.

23F* Make a L1-SR on LK (20 – LK). If you make it, return to the paragraph that sent you here. If you fail the saving roll and are not a magic-user, go to 18C. Otherwise, write down your spell and consult the Magic Matrix. If your spell fails or isn't listed, go to 10F.

23G Securing the boat was easy. Getting underway will take longer. Roll one die for the number of turns it will take. On each turn make a saving roll one level higher on LK (start at level 1). If you fail any roll, go to 6H.

If you make all the saving rolls, you manage to get the boat moving without attracting attention. Go to 3F.

23H* Write down your spell and check the Magic Matrix to see if it takes effect. If not, you still lose the ST it took to cast it. You can't regain ST until you manage to leave the cell (bad diet and all that). If you're still here, go back to 9E and try again.

23J Your spell works but you've still got problems. Go to 3C.

23K The chateau stables are unguarded. You can take any of the items you find scattered about: ropes, torches, whips (2 dice + 2), spears, and various daggers. If you want to steal a horse, go to 25H. If you'd rather walk, go to 19B.

23L If the effect of your spell is less than 50, go to 20C to see its effect. If you cast it at greater than 50, then you now stare through the charred wreckage of the cell door. Letting loose that much power in a small space is not without hazard. Make a L3-SR on CON (30 – CON) to see how well you stand up to it. If you miss, subtract as hits to CON.

Roll 3 dice to determine the number of turns you have before an alarm alerts the castle to your escape. Your only exit is by running to 25C.

24A As the serving maid leaves, she carelessly drops a metal spoon. Not the best tunneling tool, but you may not get another chance. Roll 3 dice to determine the number of feet you must dig to escape.

Tunneling is arduous. As you dig each foot of tunnel, make a L2-SR on ST (25 – ST) and a L1-SR on CON (20 – CON). Since your task is also boring, you must make a SR at your level on IQ every 5 feet. Subtract any misses from the appropriate attribute (the one on which you missed the roll). These losses will be restored at one per turn when you reach the outside of the chateau.

If you survive this attempt, proceed to 17G.

If, once started, you decide to quit, go to 4B.

24B As you sneak through the sleepy village, there's only a small chance of an encounter. Roll one die. If it comes up 1 or 2 then roll up a wandering person.

You can continue farther into the village square (4L), back towards the commons (25D), or down an alley to the village stables (15E).

24C Make a L4-SR on DEX (35 – DEX). If you succeed, go back to 8H and make another try. If you fail, Ythul ensnares you in his slimy tentacles. Your body slowly loses sensation as you feel his plasmoid extrusions converging on your body. A short time later, all that remains is a pair of sandals and a bloated, burping frog.

24D The seemingly old man is actually the wizard Ornalac. He turns condescendingly and levels you with a level 3 *Take That You Fiend* (worth 90 points). If you survive, you're stunned enough from the spell-shock that Ornalac can finish you off with his awl. He then calmly returns to rigging his boat.


24E You pull the cell door shut as you leave. Too late the guard discovers he's been tricked. Roll 5 dice to determine how many turns there'll be before the alarum goes off. Remember, you're still wearing prisoner togs. Go to 25C.

24F* Check the Magic Matrix. The water hinders the villagers' attack so only count half their combat roll. If your magic wins in one round, go to 3F. If there are still villagers coming, you must continue using ordinary means. Go to 19E.

24G You move through the fishermen's quarter. Roll one die. If your roll is even, a figure emerges from a hut (roll up a wandering person).

From here, paths lead to the village jetty (9C), towards the village square (4L), or along the harbor road (10H).

24H Ildrac t'Ahlyst, the weapons master, comes to investigate the clatter you've made. You can run (go to 12E), use magic against him (go to 15A), attack him (go to 9F), or talk with him (go to 22F).



25A* The yeomen attack. Check the Wandering Persons Table, #8. If you are carrying a torch or lantern, go to 12D.

To respond with magic, write down your spell and check the Magic Matrix.

Otherwise you fight with normal means. If you win, go to 22H.

25B* Write down your spell and check the Magic Matrix. Then go to 13J.

25C It's night. The main courtyard is but dimly lit by tiny torches attached high on the walls. In the flickering bluish light you can make out four doors set in the walls. Footsteps sound behind you. Roll one die. If it's even, you have a wandering personage to deal with. When you're done, you can choose one of the doors: north to 18A, south to 7F, east to 23K, and west to 26A.



25D The village commons doesn't offer much cover. As you cross the greensward, several goats remark your passage. The shadows at the edge of the commons may harbor a person. Roll up and deal with a wandering person. Then proceed to the village square (4L), the forest (10H), the village proper (24B), or the entrance to the chateau (22D).

25E Specks in the wall glitter as you move by. If you'd like to search the cave with an *Oh There It Is!*, go to 10J. You can also search the cave by hand by going to 4E. If you lack all curiosity, go directly to 7C.

25F Methane fumes permeate the air. Make a L1-SR on CON (20 – CON). If you miss, subtract the difference directly from your CON. There's no reason to linger. In your haste, you slip on the slick sloping slabs. If you fail a saving roll on DEX at your level, go to 14B. If you make it, you recover your balance and can proceed normally. Go left to 8C or right to 17F.

25G The cave branches off in three directions. At this point you can't tell where any of them leads. Go to 1B, 6B, or 10A.

25H You release a stallion from his stall and lead him out. As you pass under the stable doorway, the horse rears back. There's an eighth level spell of *Rustler-Holding* cast on the stable's gates. The horse (MR 50) now attacks, trying to kill you with its hooves. Magic can't help you.

If you can make a L2-SR on DEX and on SP (25 – DEX/SP) each turn, then you dodge the slashing hooves to deliver your full combat total. If you miss one of the rolls, conduct a normal combat turn against the horse. If you're unfortunate enough to miss both rolls, the demon-driven pony pounds you with its full combat hits. Should you survive, subtract one from your IQ for not realizing why the stable had no guards. Killing the demon stallion is worth 150 e.p. Then go to 19B.



26A The kitchens occupy a large hall. Food is always available and the kitchen help are used to all sorts of people wandering through. Not so the servants. Roll one die and divide by two (round up) to find the number of servants present. For each servant, make the saving roll indicated on the Class Action Table. If you make all saving rolls, go to 6F.

If you miss even one saving roll, the servants will see through your disguise and attack. Grabbing a meat cleaver (3 dice + 1) and a kitchen knife (2 dice), you prepare to meet their attack. If after four combat rounds you've given more hits than you've received, the kitchen help rally to your side (go to 12B). If the servants have the better of the battle, a cook sneaks up behind you and clobbers you with a large cast iron pot. The world blurs beneath waves of gravy. When you awaken, you're at 13F.

26B Divide the MR remaining to the gargoyle by 10 (round up) to discover the number of pieces that occur. Each piece of the gargoyle (Rocky I, Rocky II, etc.) has a MR of 10. Continue the fight. If you subdue the Rockettes, go to 15H.

26C* Write down your spell and consult the Magic Matrix. If you survive, go to 1H.

26D If you make a L3-SR on SP (30 – SP), you escape. Should you return to this room, the gargoyle will be frozen and jewel-less. Continue to explore the caverns at 15H. If you fail the roll, check 5B.

27A* Your spell turns the slime on the cave a putrescent green. As you watch in horror, the slime begins to coalesce, forming a semi-solid body. The toad-like thing before you is known as Ythul Elaith. Its obscene sucking noises indicate it senses a meal. Normal weapons will *not* work on it. Your only hope as Ythul continues its putrescent expansion is to use magic quickly. Write down your spell and consult the Magic Matrix.

If you survive, go to 8C and continue your wanderings.

27B "I've had dull swords sharper than thee," Ildrac laughs. "Thy pate must be addled. I will not bother to slay thee." He's still not about to set you free, though. He twists your arms behind you and delivers you to the wardens. Return to 13F.

27C The old man seems to sympathize. He tells you to take a boat and escape. Then he slips away to alert the villagers. Go to 23G.



Magic Matrix

	OT	RB	HH	FM	KK	OG	FP	BP	TT	VB	CS
1J	<input type="checkbox"/>	1-5	<input type="checkbox"/>	<input type="checkbox"/>	<input type="checkbox"/>	1-5	<input type="checkbox"/>	★	★	★	★
2A	<input type="checkbox"/>	<input type="checkbox"/>	<input type="checkbox"/>	<input type="checkbox"/>	<input type="checkbox"/>	<input type="checkbox"/>	★	★	★	★	★
4D	<input type="checkbox"/>	1-4	¶4A	¶7D	<input type="checkbox"/>	[100]	1-4	¶8H	★	★	★
6L	<input type="checkbox"/>	•	¶26D	¶7D	<input type="checkbox"/>	•	¶7G	¶22B	★	<input type="checkbox"/>	<input type="checkbox"/>
12G	<input type="checkbox"/>	★	¶18F	¶8A	<input type="checkbox"/>	<input type="checkbox"/>	★	★	★	★	★
15A	<input type="checkbox"/>	[100]	¶5C	¶6C	<input type="checkbox"/>	[L4]	★	★	[L4]	[L4]	[L4]
17C	¶20D	<input type="checkbox"/>	<input type="checkbox"/>	<input type="checkbox"/>	¶7B	<input type="checkbox"/>	<input type="checkbox"/>	•	<input type="checkbox"/>	<input type="checkbox"/>	<input type="checkbox"/>
17E	<input type="checkbox"/>	1-5	¶10B	¶9G	<input type="checkbox"/>	★	1-5	1-5	★	★	★
23F	<input type="checkbox"/>	★	★	¶12F	<input type="checkbox"/>	<input type="checkbox"/>	<input type="checkbox"/>	<input type="checkbox"/>	<input type="checkbox"/>	<input type="checkbox"/>	<input type="checkbox"/>
23H	<input type="checkbox"/>	★	¶3D	<input type="checkbox"/>	¶3A	<input type="checkbox"/>	<input type="checkbox"/>	¶23L	•	<input type="checkbox"/>	<input type="checkbox"/>
24F	<input type="checkbox"/>	<input type="checkbox"/>	¶13E	¶25D	<input type="checkbox"/>	★	×2	×2	★	★	★
25A	<input type="checkbox"/>	¶7E	★	¶18J	<input type="checkbox"/>	★	★	¶22L	★	★	★
25B	<input type="checkbox"/>	[50]	<input type="checkbox"/>	<input type="checkbox"/>	<input type="checkbox"/>	[50]	[60]	[60]	[50]	<input type="checkbox"/>	<input type="checkbox"/>
26C	<input type="checkbox"/>	★	¶19H	<input type="checkbox"/>	<input type="checkbox"/>	¶23J	★	¶22L	★	★	★
27A	<input type="checkbox"/>	¶11D	¶13C	¶7D	<input type="checkbox"/>	<input type="checkbox"/>	¶10G	¶8H	¶8H	¶14C	¶14C



RESULT DEFINITIONS

- ★ = The spell takes effect.
- ×2 = The spell works with double effect.
- ☐ = The spell does not work; no effect.
- = The spell rebounds; superior magic sends your spell back at you. You must absorb its effects.
- [XX] = The spell must be cast at XX Strength for it to take effect.
- [LX] = Level reference. The spell works only if you can cast it at the level noted.
- #-# = Roll one die. The spell works if you roll within the range indicated.
- ¶# = Go to the paragraph number indicated.

SPELL DEFINITIONS

OT: Oh There It Is
 RB: Rock-a-bye
 HH: Hidey Hole
 FM: Fly Me
 KK: Knock Knock
 OG: Oh-Go-Away

FP: Freeze Pleeze
 BP: Blasting Power
 TT: Take That, You Fiend
 VB: Vorpall Blade
 CS: Combat spells: Whammy, Double-Double,
 Zappathingum, Zapparmor, Glue-You



Glib Tongue Table

This table is used when approaching guards while in the castle. Find your current costume and read across to the column bearing the item you're carrying. Then make the saving roll at the level indicated on the listed attribute. You may need to make more than one saving roll. If you fail a saving roll and haven't been told otherwise, go to 119.

If you're non-human, add one to the level of the saving roll.

Wearing Clothes of:	Rope	Carrying Sword or Large Weapon	Lantern or Torch	Nothing
Prisoner	6 CHR	6 IQ	6 CHR	6 CHR
Servant	2 IQ	4 IQ	1 LK	1 LK
Villager	3 CHR	4 IQ	1 CHR	1 LK
Guard	1 IQ	1 LK	1 LK	No Questions Asked

Class Action Table

This table is used for encounters with classes other than guards (they are less likely to question wanderers closely). If you encounter a villager inside the chateau or a servant outside, just make a L1-SR on CHR (20 - CHR).

If you're non-human, add one to the level of the saving roll.

Wearing Clothes of:	Servant (Inside Chateau Only)	Villager (Outside Chateau Only)
Prisoner	4 CHR	2 CHR
Servant	1 CHR	3 CHR
Villager	2 IQ	1 CHR
Guard	1 IQ	4 CHR



Wandering Persons Table

Roll two dice to determine the Wandering Person (WP) you've found. If you roll a named person you've already encountered – either from the table or as part of the adventure proper – then you encounter no one now. Any named persons might still be found within the actual adventure, though.

Deal with the WP and return from whence you came.

Should you reduce any WP's CON to 5 or less, they will drop out of the fight if it's a melee or yield if it's a *tete a tete*. You can accept a surrender if no other enemies are fighting. If you do so, increase your CHR for the adventure by 2 per opponent and take 100 additional e.p.

2. K'dhaz Vytyl is commander of the T'ah mercenary contingent. A level 4 wizard, he has never backed away from a fight. When you meet, use the Glib Tongue Table and add 3 to the level required. If you fail, he will accept your surrender (subtract 3 from your CHR and go to 13F). If you foolishly choose to fight, his opening shot will be a level 4 *Take That You Fiend* worth 120 combat hits.

ST 35; IQ 30; CON 24; DEX 30; LK 24; CHR 20

3. La Miaverte, the green soulsucker, delights in tormenting her captures mentally before closing in for the kill. If you make L3-SR's on SP and IQ (30 – SP/IQ), you can avoid her snares. If you miss either, you must fight. She has a MR of 120. Every round that you can make a L3-SR on IQ (30 – IQ), she's outwitted. You can subtract your IQ times your level from her MR. If you fail, subtract the miss from IQ temporarily and fight a normal combat round (standard combat spells are permitted to magic-users).

La Mia's combat strength is determined as for other monsters, but her effects are peculiar. She funnels all her powers to attack your personality. Any round she scores hits, subtract 3 from your IQ and your CHR, but subtract nothing from CON. These losses are recovered as ST is from magic, one point per turn after combat is finished.

Continue the encounter until your IQ or CHR goes to zero or until La Miaverte's MR goes below 20. If you prevail, take 200 e.p.

4. Ornalac is a level 3 wizard. He will not attack unless provoked but then starts out with a level 3 *Take That You Fiend* worth 90. He is the exception to the statement above: You can encounter him several times.

ST 26; IQ 30; CON 20; DEX 21; LK 17; CHR 16

5. T'ah Shash'n adepts from the desert hills of T'ah are trained killers. They never have weapons and are quick enough that only hand to hand fighting is possible. They easily slip inside your guard if you use a sword. Only daggers can be used against them.

When you encounter a Shash'n, check the Glib Tongue Table and add one to the level of the saving roll required. If you pass, return to the paragraph which sent you here.

When attacking, the Shash'n use all their power to overcome your will. At the start of a combat turn, make a L3-SR on IQ (30 – IQ). If you succeed, take one die's roll from your opponent's IQ. Then he makes a saving roll on his current IQ at your level. If he succeeds, take one die's roll from your IQ. If either of you makes a saving roll, no normal combat occurs that round. If neither makes the roll, conduct a normal combat round for that turn only.

In the unlikely event that you survive contact with one of these creatures, your IQ will return one point per turn.

ST 20; IQ 30; CON 17; DEX 17; LK 12; CHR 8

6. *If you're outside the chateau:* Villagers are often loyal to the rightful Duc d'Alcene. They're armed with farm implements and occasional captured swords. They will always attack if you fail a saving roll on the Class Action Table. They each have a MR of 25. If you kill a villager, you can dress in his clothes.

If you're inside the chateau: Servants may be obsequiously polite or aggressively bold. They'll judge you more by your image and manner than by your current position. Make a saving roll on

the Class Action Table when you meet. Servants have a MR of 20 and carry poniards tipped with curare. If you have time to strip a defeated servant, roll one die. If you roll between 1 and 4 inclusive, you find a purse with four dice worth of gold coins.

7. T'ah guards are a special contingent hired by Binaire from the oasis kingdom in North Africa. Wiry, leather skinned, they are aggressive and fearless fighters. In addition, their officers' necromancy keeps them under control. They always have a chance of berserking in combat.

T'ah guards carry halberd, scimitar, and dirk. They also have a 50% chance of carrying a light bow. They wear quilted armor (worth 3 hits) with ensorceled bracing which deflects half of all magical hits. This enchantment is attuned to the guards' auras so the power disappears if someone else dons the garment.

ST 14; IQ 6; CON 17; DEX 23; LK 10; CHR 5

8. Yeomen are the village militia. They act much like the T'ah guards but aren't as likely to attack. Make a saving roll on the Class Action Table (whether you're in the chateau or not). They dislike the T'ah guards, so wearing a uniform doesn't help you.

Yeomen carry a variety of weapons. In combat they try to hit you with a javelin first, then close in. They will use a pike if in the open. At close range they'll drop the pike and fight with gladius and dirk. Yeomen wear quilted silk armor and carry a buckler.

ST 18; IQ 9; CON 18; DEX 24; LK 12; CHR 6

9. T'ah officers wear meteoric metal torcs which repel all spells below level 4. They use mithril rapiers (worth 4 dice plus 9 hits) and normal daggers. They are protected by ring-joined armor (7 hits).

On encountering an officer, make a saving roll on the Glib Tongue Table. If you fail, the officer attacks. On the second and subsequent combat rounds, the officer calls for help which comes if you roll a 1 or a 2 (you may surrender if outnumbered; go to 13F).

If you kill an officer, you can take his uniform and weapons. Subtract one from all saving rolls required by the Glib Tongue Table while you wear an officer's uniform.

ST 20; IQ 26; CON 18; DEX 18; LK 18; CHR 15

10. Grazide Lazier is shire chief. He detests the new duke. If you are wearing guard's clothing, make a L6-SR on CHR (45 – CHR). Failing the roll, he attacks. If you're outside the chateau, he calls yeomen on the third and succeeding rounds (roll one die each turn; if it's 1 or 2 a yeoman arrives and attacks).

If you make the saving roll required above or if you're in villager or prisoner outfit, he befriends you. Grazide will accompany you for 15 turns. He will fight guards or monsters with you. No villagers or yeomen will attack (you don't need to make saving rolls if you encounter them). Should you attack a villager, Grazide will immediately attack you. After the 15 turns, Grazide goes on his own again.

ST 29; IQ 21; CON 21; DEX 19; LK 22; CHR 23

11. Ildrac T'ahlyst is weapons master and a rogue. He wears a torc of meteoric metal that repels level 1-3 spells. He carries a broadsword and wears lamellar armor.

ST 41; IQ 17; CON 34; DEX 35; LK 31; CHR 14

12. Vuissane Testoniere is a villager and secret leader of the anti-Binaire forces. When you encounter him, you can use the Class Action Table (for villagers) or you can try to join him directly. If you use the Class Action Table and make your saving roll, return to the paragraph that sent you here. If you fail, he attacks.

If you try to join him, you reveal to him your true identity and he considers your story. If you can make L4-SR's on CHR and IQ (35 – CHR/IQ), he will assist you. If you fail either saving roll, he doesn't believe you and attacks.

If you join Vuissane, he will accompany you where you wish. You need not make saving rolls when you contact villagers. Guards will automatically attack when Vuissane is present. Use Vuissane as a second character in any combats.

Vuissane is armed with rapier and dirks. He carries a light bow and wears lamellar armor.

ST 33; IQ 22; CON 24; DEX 35; LK 27; CHR 27



MORE T&T ADVENTURES...

The items listed here were specifically made for or updated for Deluxe Tunnels and Trolls. Most of these were made as part of the highly successful Kickstarter, which also means that the supplies of many of these items are very limited.

Coins of Trollworld




Four metal coins are from famous cities of Trollworld. Khazan, Khosht, Knor & Gull. Each is a different size and finish. The diameter of the largest coin is 2.25 inches - the smallest is 1.5 inches. Each coin comes in a plastic pouch and a black felt finish bag.

Any one coin is \$40.00, the set of all four is \$100.00

SOLITAIRE ADVENTURES

T&T is one of the few RPGs that easily allow for solo play. Each solitaire adventure can be played many times. Most of the solos listed are coded for difficulty, number & type of characters permitted within. "War" means warrior; "Wiz" means magic-user; "any" means any character class allowed (warrior, wizard, or rogue). "L1-3" means it is for 1st through 3rd level characters. "MM" means Magic Matrix is included.

Deluxe Buffalo Castle




By Rick Loomis. This is a "new and improved" Buffalo Castle, with new material written by Rick Loomis and new artwork by Liz Danforth! Revealed at last - why are you visiting this weird castle? What is the reason all these crazy traps and unrelated rooms exist in this one mysterious place? Buffalo Castle is the very first solitaire adventure for any role playing game. 1 War, L1. - \$8.95.

Deluxe Deathtrap Equalizer

by Ken St Andre. Adventure on the incredible Trip of the Lion - or for the fainthearted, the Trip of the Frog.

Ken has revised DED for the Deluxe Edition of Tunnels & Trolls. This long-out-of-print adventure is once again available. The updated edition includes new art and layout, plus information /suggestions for using DED as a game-master adventure. 1 Any, L1-4 (up to 70 adds recommended.) \$8.95



Deluxe City of Terrors

By Michael Stackpole. The deluxe outdoor adventure in the



city of Gull, on the sun-baked isle of Phoron, Meet strange denizens and dangerous foes in this massive solitaire adventure for Deluxe Tunnels & Trolls. Can you uncover the secret that is lurking in the shadows, as you fight for survival in in the streets and buildings of Gull? This longer Deluxe edition of City of Terrors has been updated by Ken St. Andre to be compatible with the new

Deluxe Tunnels & Trolls rpg and includes additional options for players and new art, including a gorgeous color version of the classic Liz Danforth/Rob Carver cover digitally painted by Steve Crompton. 64 pages, B&W \$11.95

Other solos for dT&T

Deluxe Goblin Lake	36pgs.....	\$8.95
Deluxe Agent of Death	64pgs.....	\$11.95
Deluxe Adventurers Compendium	88pgs.....	\$14.95
Deluxe Naked Doom	36pgs.....	\$8.95
Deluxe Arena of Khazan	56pgs.....	\$12.95


And more solos for Classic T&T

(Note: these are also playable with dT&T)


Sea of Mystery	32pgs.....	\$8.95
Gamesmen of Kasar	40pgs.....	\$8.95
Dark Temple	56pgs.....	\$8.95
When the Cat's Away	56pgs.....	\$8.95
Alice in Weirdworld	64pgs.....	\$16.95

Deluxe T&T Hardcover Rulebook

This book includes 165 pages of rules and 250 pages with a solo, gm adventure, details on Trollworld four of its cities & 16 pages in color. Includes the full deluxe T&T rules, Elaborations and the Trollworld section. Price: \$60



GM ADVENTURES



The Complete Dungeon of the Bear

The three-level GM adventure is available once again and has been updated by Jim "Bear" Peters for Deluxe T&T, and also includes some new maps of the entrance to the Dungeon, a nearby village and surrounding lands. 48+ pages of GM adventure, traps and maps! \$8.95.



Vaults of K'Horror

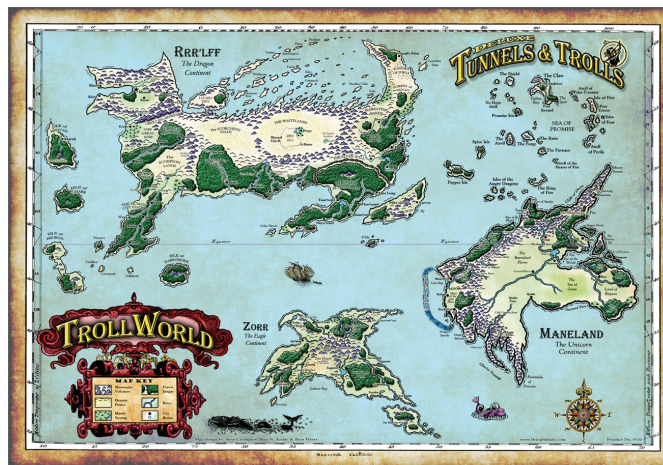
A full-size 88 page GM adventure complete with maps, characters, and background material, all statted for Deluxe Tunnels & Trolls. This book also includes the 13 page T&T Mini-Rules which allows you to run this adventure. Plus a bonus 17 page solitaire adventure.

More GM Adventures for T&T

(Note: these are also playable with dT&T)

Uncle Ugly's Underground.....	\$6.95
Catacombs of the Bear Cult.....	\$3.95
Goblin Crag.....Available as a PDF.....	\$1.99
Trollstone Caverns/Silver Serpent.....PDF.....	\$3.99
T&T Adventures Japan.....	\$15.95

Large Color Map of Trollworld



Full-color 17 x 22 map of the T&T Continent as done by Ken, Bear Liz and Steve: the color map from the dT&T \$10. (First 700 are signed by cartographer Steven S. Crompton.)

dT&T GM Screen



Sturdy full-color cardboard GM screen, packed with charts and info to make running a game that much easier!

Laminated GM Screen — \$9.95

dT&T Magnet Set

One of the extras we created for the kickstarter is a set of magnets. We still have some left.

4 different magnets - \$8.00



How to Order:

Don't forget to add \$5 shipping on all orders to the USA. For all orders outside the USA: \$11 for Canada, \$19 for Europe, and \$27 for Japan or Australia.

Your order will be sent airmail.

Flying Buffalo Inc. P.O. 8467, Scottsdale, AZ 85252

Many of our books are available at www.DrivethruRPG.com

Captured By Your Master's Foe!

The journey to rejoin your commander, Duc Gastar d'Alcene, was uneventful, even idyllic. Your thoughts were all of the glory to be won in the Duc's service, and you hardly noticed the dismal road to Lac Lamarran. Neither the eerie countryside nor the unfriendly villages could break your sense of security — you weren't prepared for the ambush.

Taken by surprise, robbed of any chance to fight, you were made prisoner deep in the castle, chained by the evil Duc de Binaire. Left to rot in a filthy cell, you have only your wits to help you escape the strange Castle d'Yvoire. Eluding the guards and servants will be difficult, but worse yet may be the dark forces rallied by the Duc de Binaire! You must confront them or remain a prisoner forever, just another

Captif d'Yvoire

This solitaire adventure is suitable for play by single humanoid characters no higher than Level 4 with less than 80 combat adds. A Magic Matrix is included for magic-users.

Captif d'Yvoire is Solitaire Adventure #19 designed for use with the *Tunnels and Trolls*™ game system. You will need a copy of the *Tunnels and Trolls* rules to play this game!

Product# FB-8199

Produced by Flying Buffalo Inc.

ISBN 0-940244-19-5

TUNNELS & TROLLS