


Supplement 9.1
Fleet Courier

TRAVELLER
*Science-Fiction Adventure in
the Far Future*

FLEET COURIER - Type FF



Fleet Courier (type FF): Using a 400-displacement-ton hull, the fleet courier is intended to give fleet commanders the means to send orders and data across great distances in relatively short periods of time. It has custom built drives giving the ship performance of jump-6 and 2-G acceleration. Fuel tankage for 264 tons supports the power plant and allows one jump-6. Adjacent to the bridge is a Model/6 computer and extensive data banks. There are seven staterooms. There are four hardpoints and four tons allocated for fire control. Four triple turrets are installed: two with triple beam lasers and two with triple missile launchers. Cargo capacity is 2 displacement tons. On board fuel scoops and fuel purification plants allow for wilderness refuelling. The ship has a mass of 2783 tons empty, 3074 tons fully loaded.

The fleet courier requires a crew of 5 (2 officers, 3 ratings): pilot, navigator, two engineers, and a medic. Four additional staterooms permit up to four passengers (standard occupancy); four dedicated gunners may be added to the crew, occupying two of these staterooms. The ship costs MCr318.18 (MCr255.55 in quantity) and takes 16 months to build (11 months in quantity).

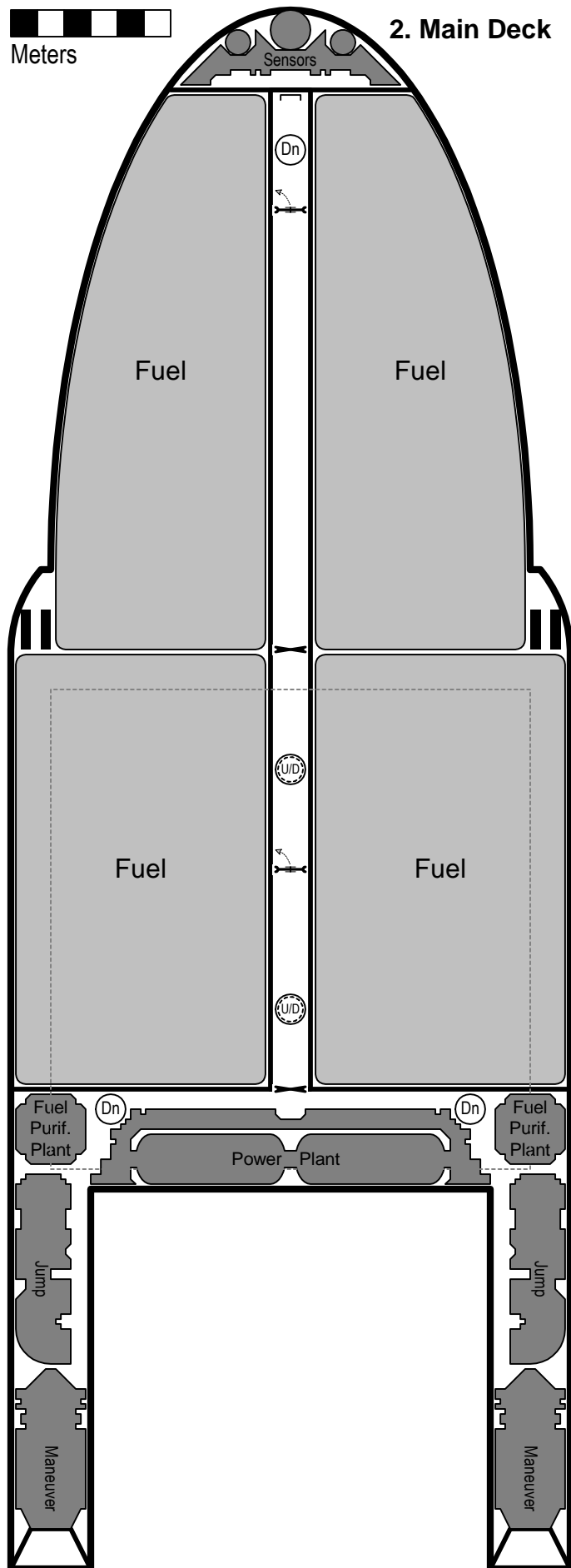
For additional details, see **Supplement 9, Fighting Ships**, p.20, ©1981 GDW/FFE.

This reference contains deckplans of the Fleet Courier for use in the **Traveller** universe. Original ship specifications designed by Tim Brown. Artist's conception by Jennell Jaquays. Kind permission given by Marc W. Miller to include said materials under *Fair Use*. Additional thanks to the Traveller-RPG community for keeping Traveller alive in all of its varied guises. Any original work (deckplans, planviews) are by Wayne Young, ©2016 WRYforge.

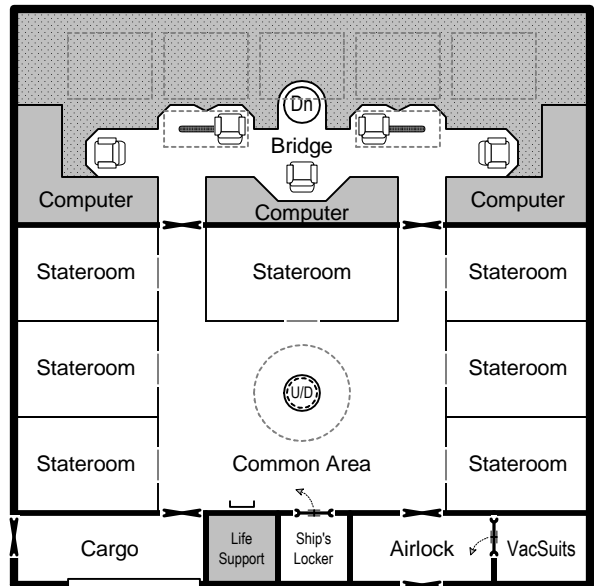


Meters

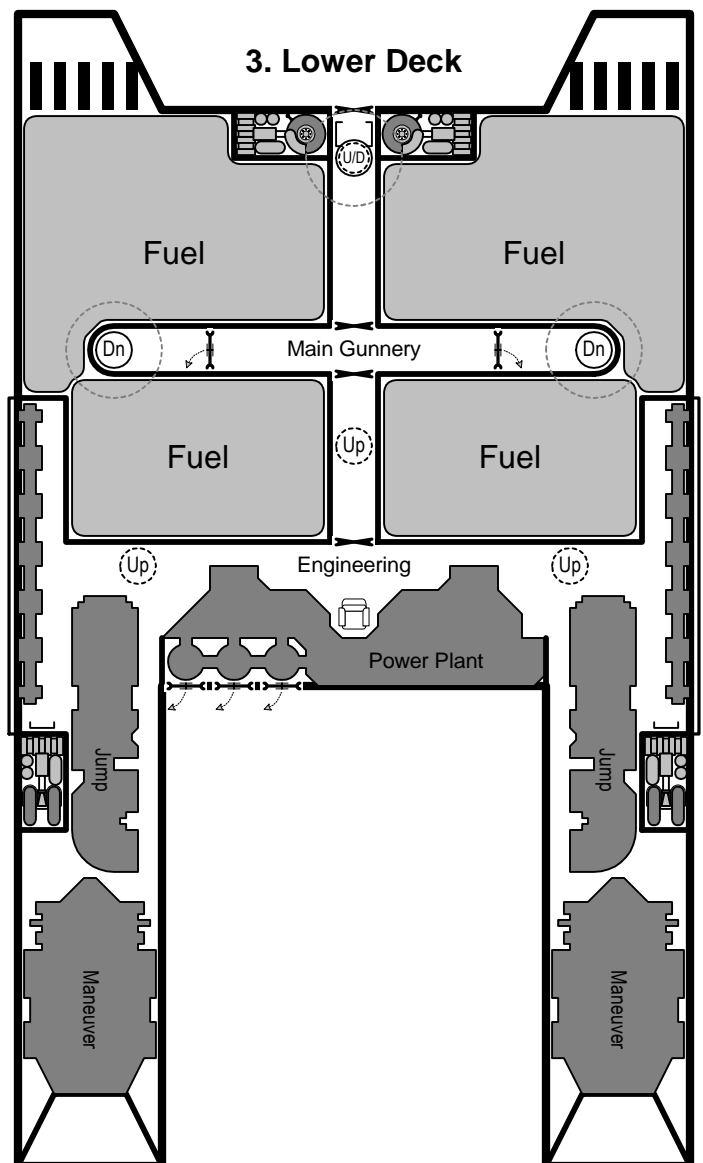
2. Main Deck

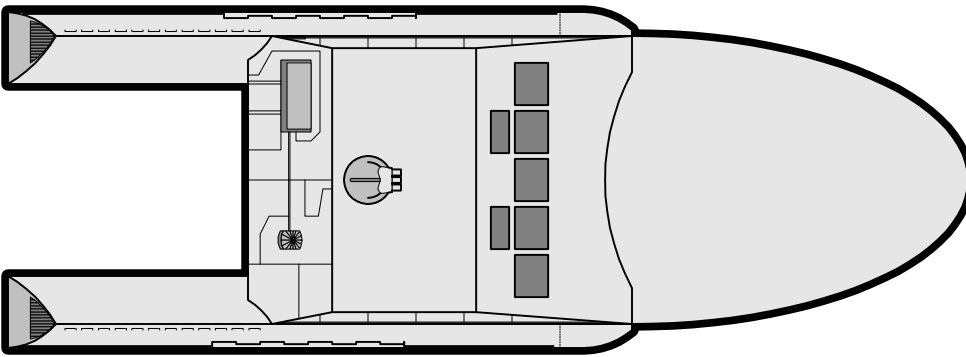


1. Command Deck

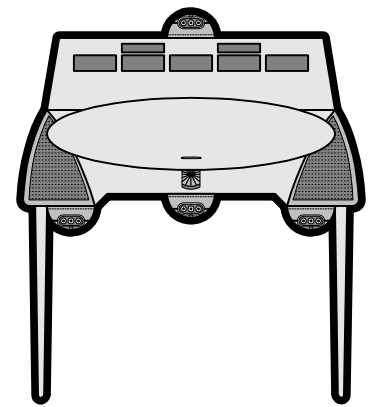
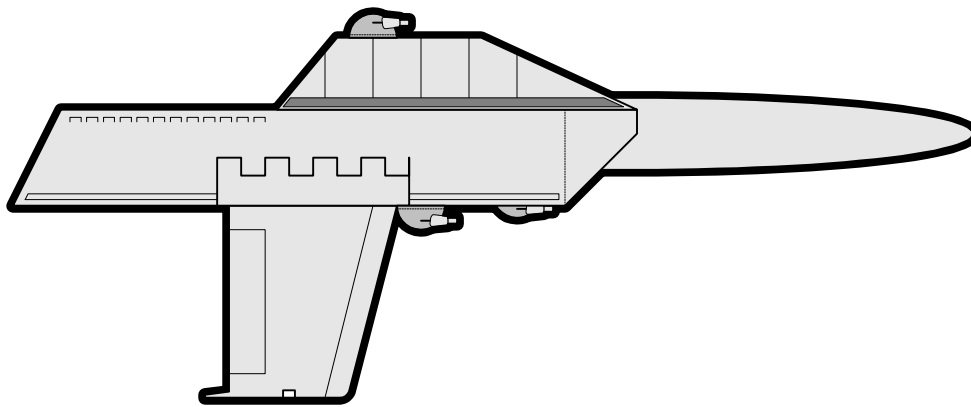


3. Lower Deck

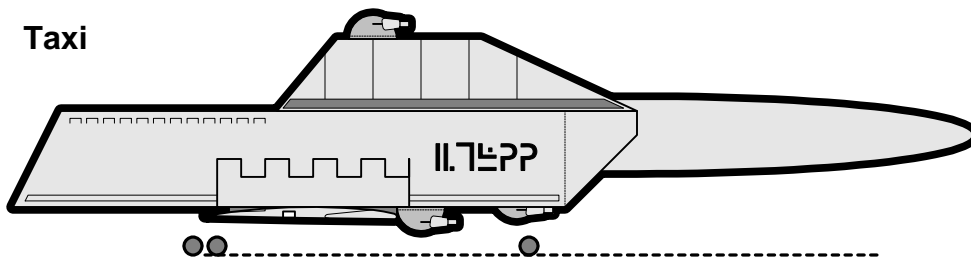




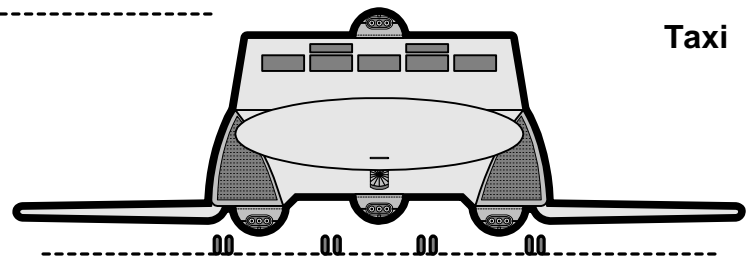
FLEET COURIER
 Type FF
 400 tons
 TL 15
 Jump 6, 2G




Taxi



Taxi



Stop / Kneel



Stop

