













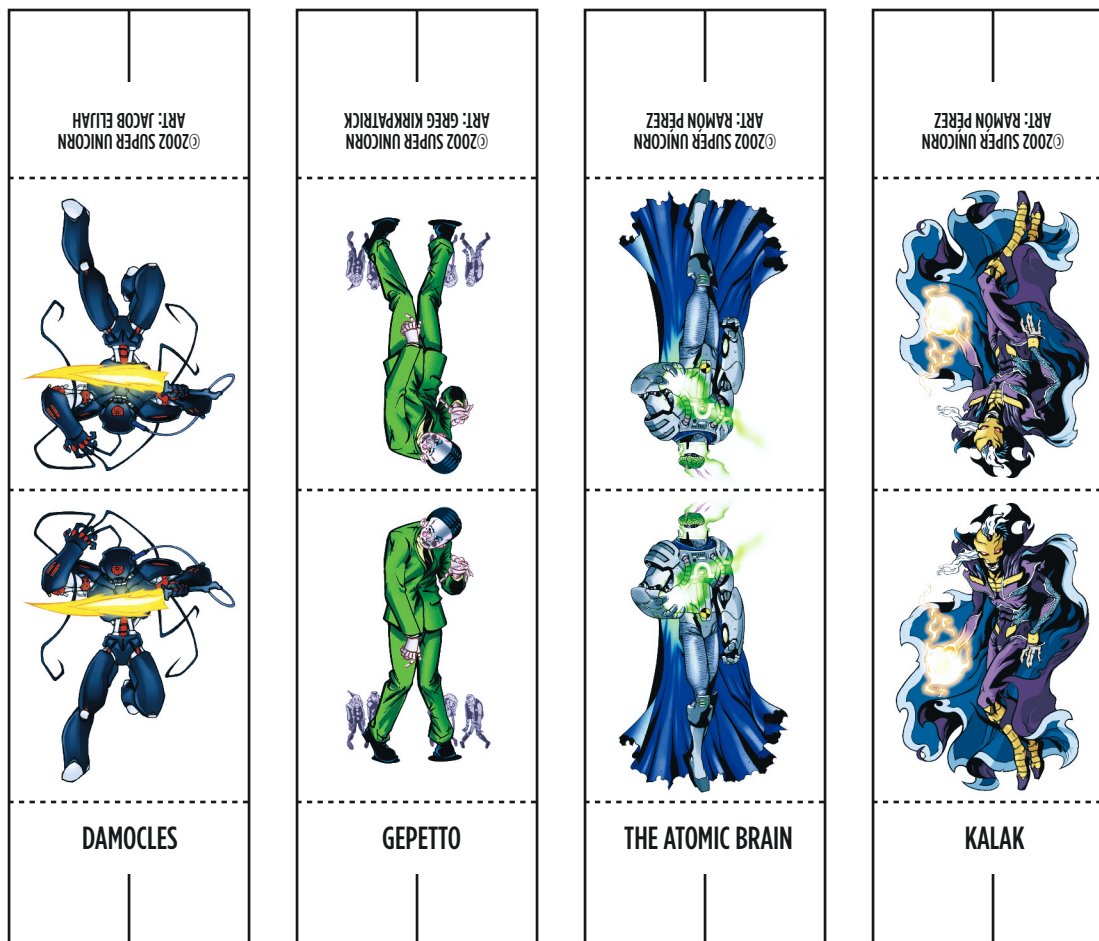
 <p>ART: DENNIS CALERO © 2002 SUPER UNICORN</p>		BATTLESUIT
 <p>ART: RAMON PEREZ © 2002 SUPER UNICORN</p>		ELEMENTAL
 <p>ART: JAKE PARKER © 2002 SUPER UNICORN</p>		GADGETEER
 <p>ART: RAMON PEREZ © 2002 SUPER UNICORN</p>		MARTIAL ARTIST
 <p>ART: RAMON PEREZ © 2002 SUPER UNICORN</p>		MIMIC

©2002 GREEN RONIN, PUBLISHING. ALL RIGHTS RESERVED. PERMISSION GRANTED TO PHOTOCOPY FOR PERSONAL USE ONLY.

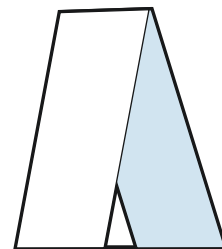
 <p>ART: DENNIS CALERO © 2002 SUPER UNICORN</p>		MYSTIC
 <p>ART: KEVIN SHARPE © 2002 SUPER UNICORN</p>		POWERHOUSE
 <p>ART: KEVIN SHARPE © 2002 SUPER UNICORN</p>		PSYCHIC
 <p>ART: DENNIS CALERO © 2002 SUPER UNICORN</p>		METAMORPH
 <p>ART: DENNIS CALERO © 2002 SUPER UNICORN</p>		SPEEDSTER



©2002 GREEN RONIN, PUBLISHING. ALL RIGHTS RESERVED. PERMISSION GRANTED TO PHOTOCOPY FOR PERSONAL USE ONLY.



ASSEMBLY



Photocopy counters onto sturdy cardstock. Solid lines indicate cut lines. Dotted lines indicate fold lines.

Secure bases with tape if necessary. You may find it helpful to tape a penny or other weight to the base of the counter, in order to keep it from falling over.

A printable version of these and other counters are available at the Green Ronin website:

www.greenronin.com