

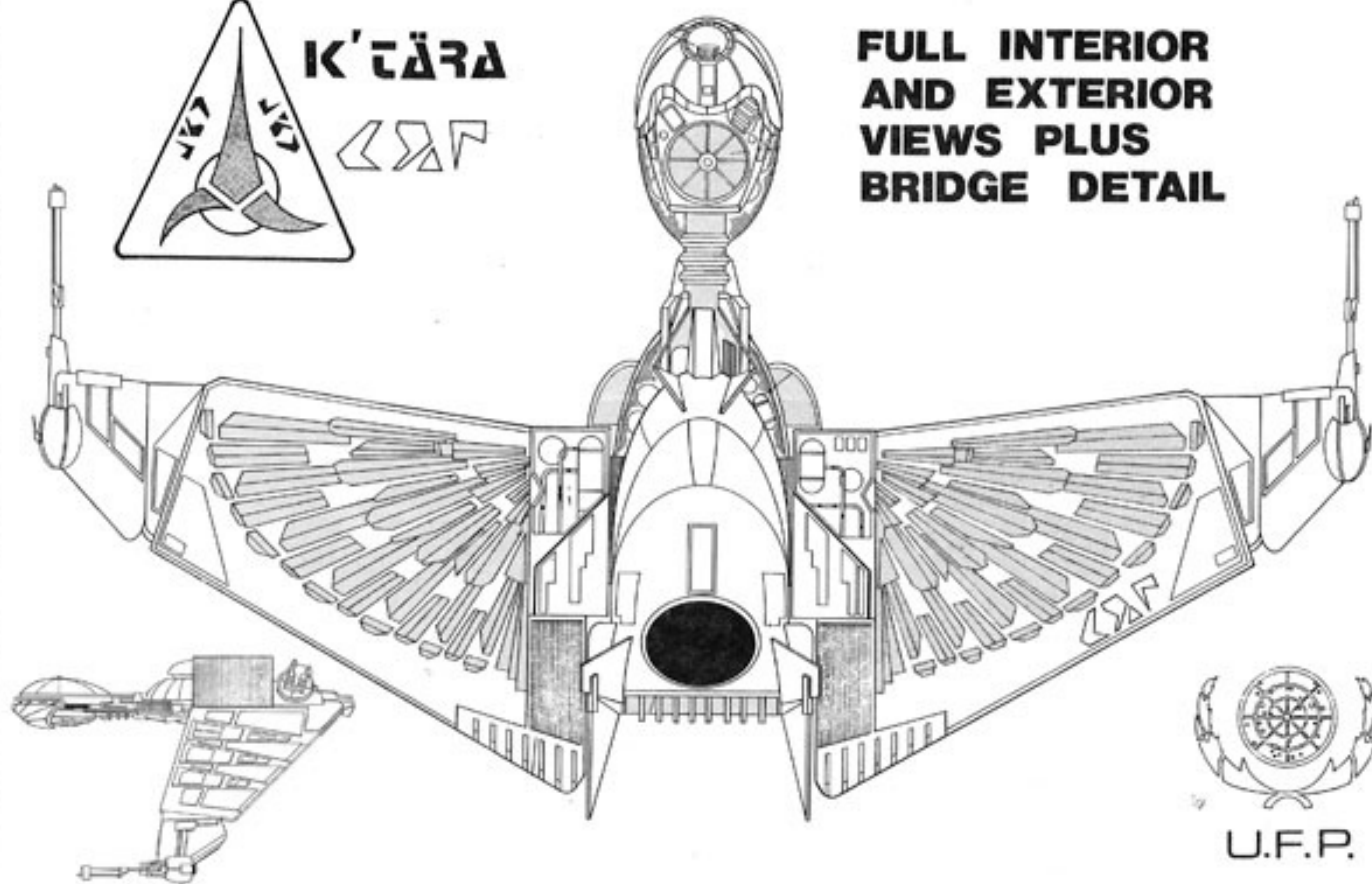
# KLINGON SCOUT VESSEL



Κ'τᾶῖᾶ



FULL INTERIOR  
AND EXTERIOR  
VIEWS PLUS  
BRIDGE DETAIL



U.F.P.


6 SHEETS

18" x 24"

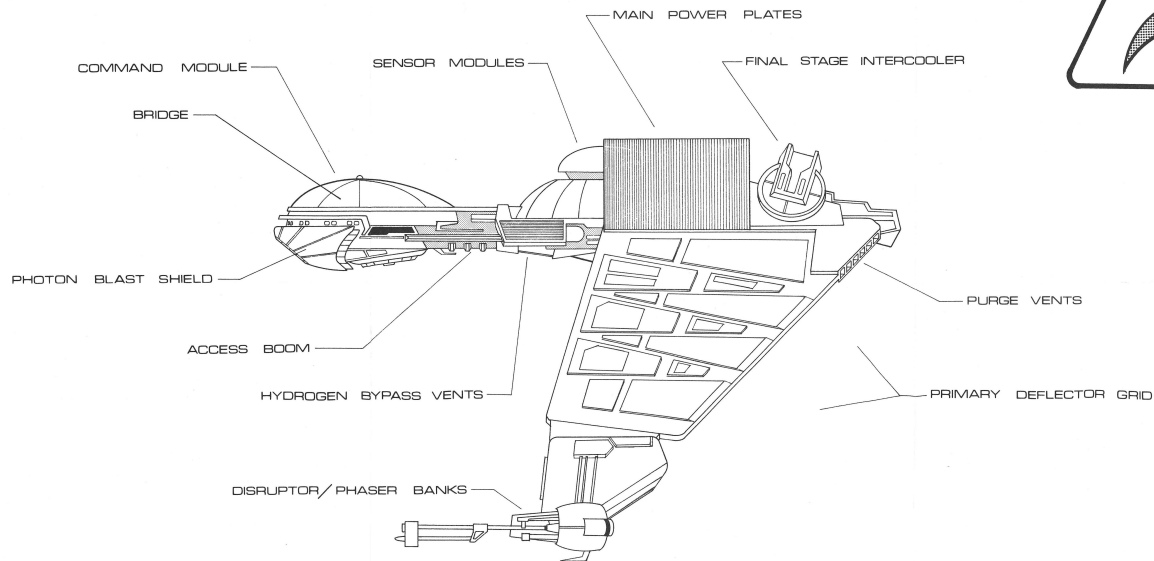
\$ 10.95

ALL DRAWINGS COPYRIGHT 1985 LAWRENCE MILLER DESIGN

# KLINGON SCOUT K'TÄRA 7C-4572



1



## FEDERATION CLASSIFIED

THESE PLANS ARE FOR THE SPECIFIC USE OF STAR FLEET OFFICERS TO FAMILIARIZE THEMSELVES WITH THE GENERAL ARRANGEMENT OF THIS KLINGON WARSHIP. UNDER THE LAWS OF THE UNITED FEDERATION OF PLANETS UNAUTHORIZED USE, OR REPRODUCTION IN WHOLE OR IN PART WITHOUT THE WRITTEN PERMISSION OF STAR FLEET IS PROHIBITED.

## SHIPS COMPLEMENT

COMMAND GRADE:  
COMMANDER  
INTERROGATION OFFICER  
ORDNANCE SPECIALIST  
EXECUTIVE OFFICER

CREW:  
HELMSMAN  
SCIENCE OFFICER  
NAVIGATOR  
CHIEF ENGINEER  
ENGINEER'S MATE  
WEAPONS CONTROL  
JR. WEAPONS OFFICER  
TRANSPORTER SPECIALIST

## KLINGON SCOUT VESSEL

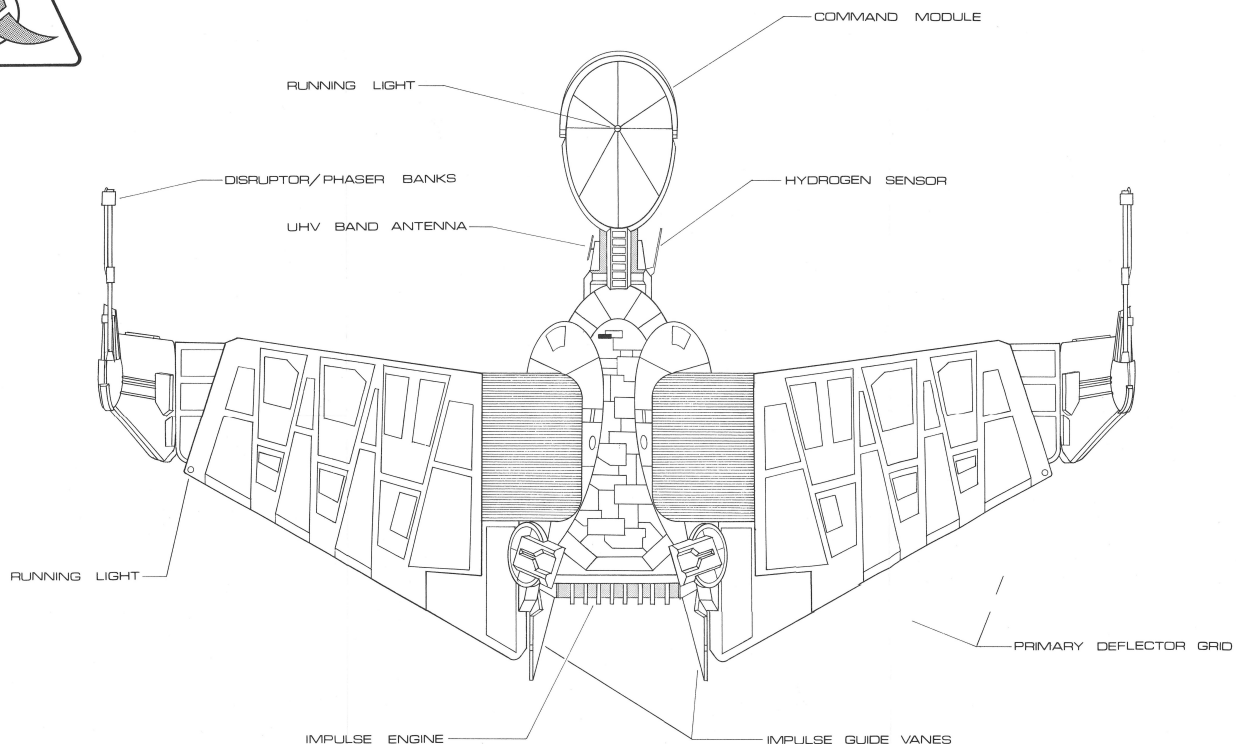
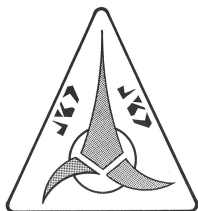
SCALE: 1" = 10' APPROVED BY: L. MILLER  
DATE: 8505.25 REVISED:

## PROFILE

DEDICATED TO:  
JOY GIANFRANCICO  
DRAWING NUMBER: 10F 6

ALL DRAWINGS COPYRIGHT 1985 LAWRENCE MILLER DESIGN



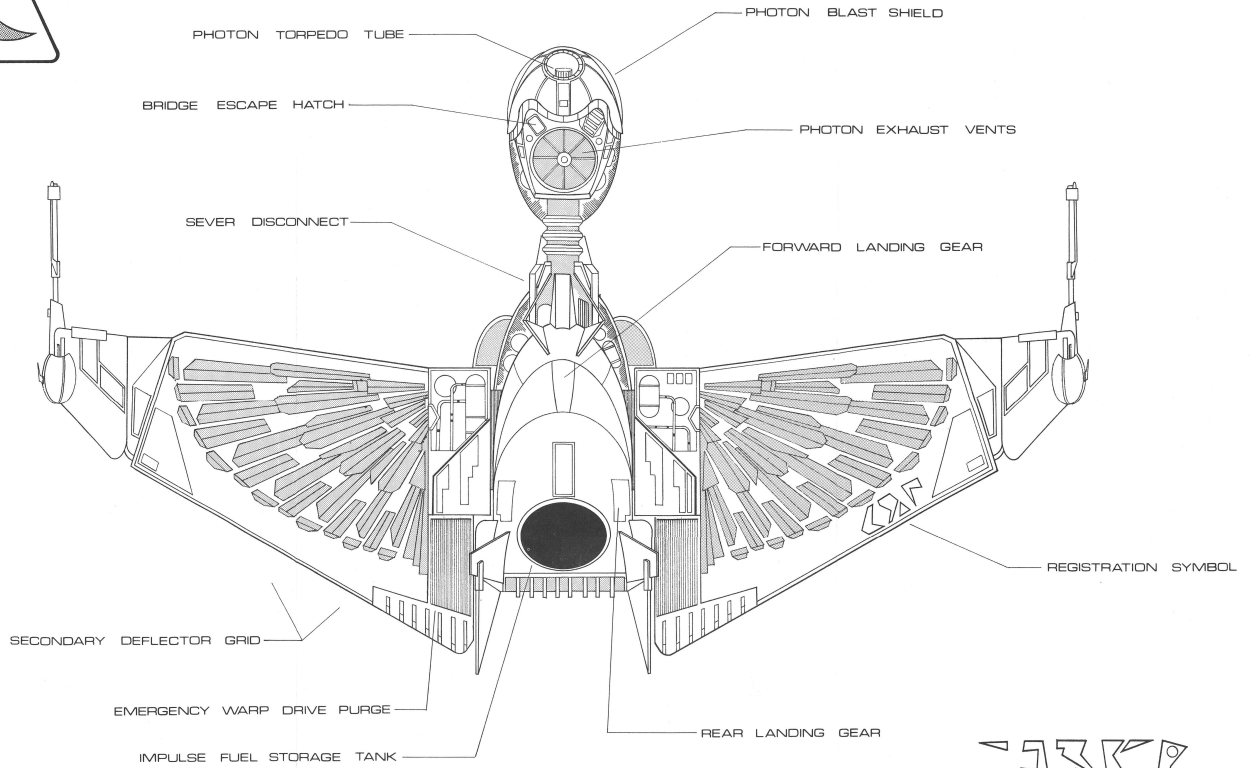


#### GENERAL NOTES

- 1) THESE PLANS ARE TOP SECRET AND ARE NOT TO LEAVE STAR FLEET HEADQUARTERS.
- 2) THE KLINGON SCOUT VESSEL IS USED FOR COVERT ACTION AND BLOCKADE RUNNING BECAUSE OF IT'S COMBINATION OF SPEED, SMALL SIZE, AND CLOAKING DEVICE.
- 3) BECAUSE OF THE ENORMOUS POWER DRAIN OF THE CLOAKING DEVICE THIS VESSEL MUST DECLOAK IN ORDER TO FIRE WEAPONS. TIME DELAY IS ESTIMATED AT FOUR SECONDS.
- 4) ALL DECKS HAVE BUILT-IN GRAVITY AND ANTI-RADIATION SHIELDING.
- 5) THE FORWARD COMMAND SECTION AND CONNECTING BOOM CAN SEPARATE FROM THE PRIMARY SECTION IN AN EMERGENCY AND HAS LIMITED IMPULSE POWER. IN THE DISCONNECTED STATE PHOTON TORPEDOS CAN STILL BE FIRED.

#### KLINGON SCOUT VESSEL

SCALE: 1" = 18'	APPROVED BY: <i>Miller</i>	DRAWN BY: MILLER
DATE: 8505.25		REVIEWED:
<b>TOP</b>		
SECRET		2 OF 6



6) SHIP IS OUTFITTED WITH EIGHT PHOTON TORPEDOS  
LOCATED IN A STAGING AREA ABOVE THE LAUNCH TUBE,  
THERE IS ALSO AN ACCESS HATCH FROM THE BRIDGE  
CORRIDOR TO THE STAGING AREA USED FOR REPAIR  
AND TORPEDO ARMING.

7) CONTENTS OF WEAPONS LOCKER:

12 HAND WEAPONS  
4 PHASER RIFLES  
1 GRENADE LAUNCHER  
48 GRENADES  
2 ROCKET LAUNCHERS  
6 AGONIZERS  
300 POWER PACKS FOR HAND WEAPONS AND RIFLES  
1 ANTIMATTER FUSION WARHEAD  
1 REMOTE TRIGGER FOR ABOVE

8) SPACE SUITS ARE STORED ON DECK 3, STANDARD  
COMPLEMENT IS 14.

9) AS A RULE WOMEN ARE NOT ALLOWED IN THE KLINGON  
ARMED FORCES THEREFORE NO EFFORT HAS BEEN MADE  
TO SEPARATE SLEEPING QUARTERS.

# KLINGON SCOUT VESSEL

SCALE 1" = 16' DRAWN BY L. Miller

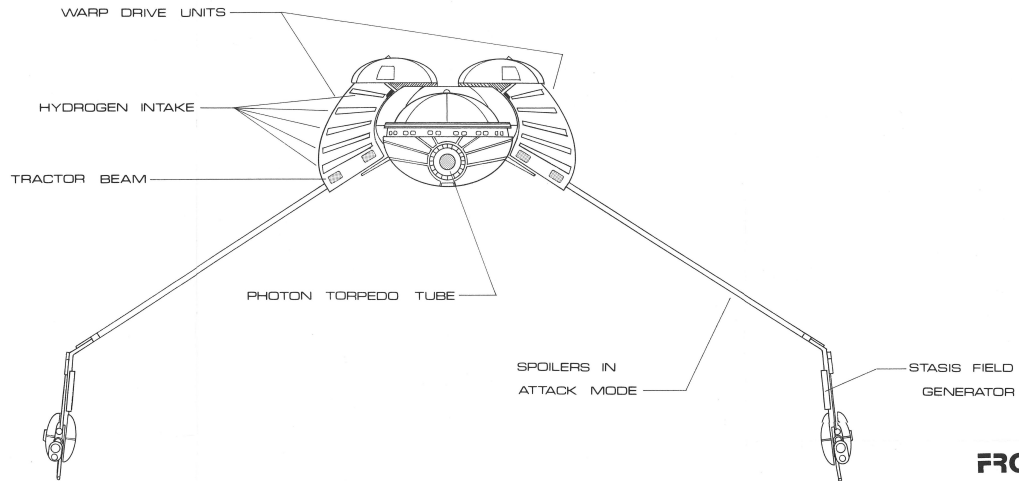
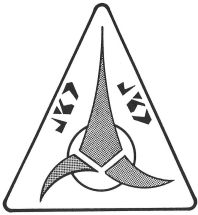
DATE 8505.25 REVISOR L. Miller

**BOTTOM**

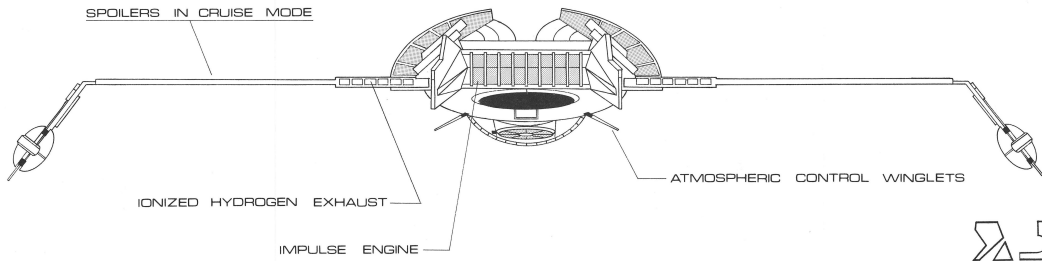
KLINGON

3 OF 6





FRONT



REAR



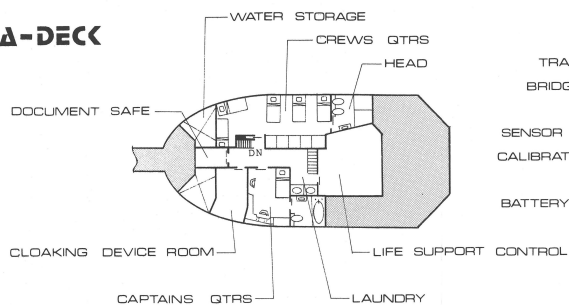
10) BRIEFING ROOM DOUBLES AS THE RECREATION ROOM CONTAINING SUCH GAMES AS TARGET RANGE, TORTURE FOR FUN, AND A VIDSREEN FOR SHOWING TRAINING FILMS.

11) CLOAKING DEVICE IS THE RESULT OF A TRADE AGREEMENT BETWEEN THE KLINGON EMPIRE AND THE ROMULAN STAR EMPIRE, IT IS BELIEVED THE KLINGONS TRADED THE CONSTRUCTION PLANS OF THEIR DRELL-7 BATTLE-CRUISER FOR THE ROMULAN CLOAKING DEVICE.

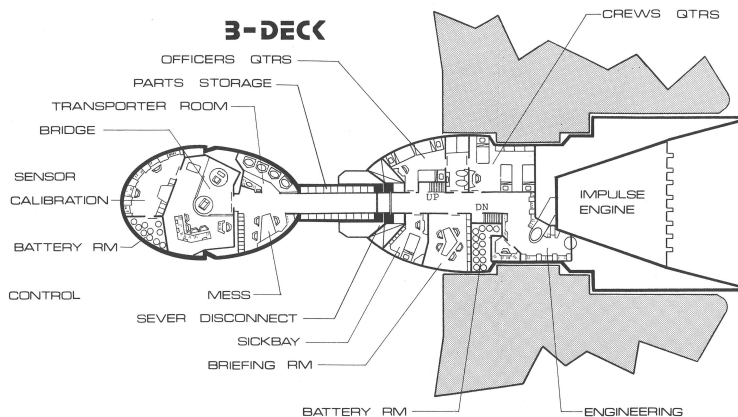
12) THE SCOUT CLASS VESSEL IS CAPABLE OF PLANETFALL ON CLASS "D" THROUGH "M" PLANETS AND CAN LAND WITH THE CLOAKING DEVICE ON.

<b>KLINGON SCOUT VESSEL</b>		
SCALE 1" = 18'	APPROVED BY <i>L. Miller</i>	DRAWN BY L. MILLER
DATE 8505.25		REUSED
<b>FRONT &amp; REAR</b>		
<i>KLINGON</i>		<b>4 OF 6</b>

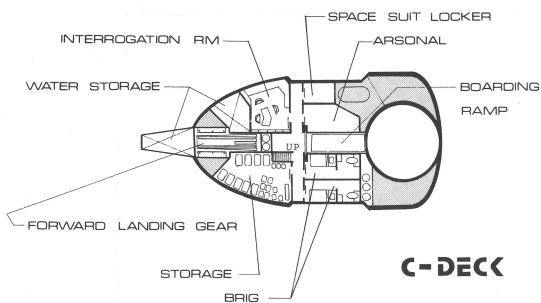
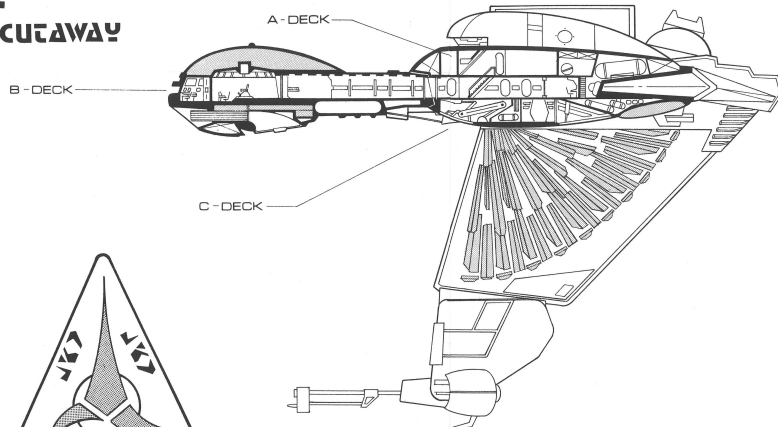
## A-DECK



## B-DECK



## CUTAWAY



## C-DECK

13) THERE IS A SELF DESTRUCT DEVICE LOCATED UNDER THE COMMAND CHAIR ON THE BRIDGE. EACH KLINGON COMMANDER IS UNDER ORDERS TO SELF-DESTRUCT RATHER THAN LET THE CLOAKING DEVICE FALL INTO FEDERATION HANDS. UNKNOWN TO THEM THE U.S.S. ENTERPRISE ACQUIRED THE PLANS AND AN OPERATIONAL CLOAKING DEVICE ON STARDATE 5031.3.

14) IT IS THOUGHT THERE ARE BETWEEN 60 AND 86 SCOUT CLASS VESSELS OF THIS DESIGN IN THE KLINGON MILITARY FLEET, BY FAR THE MOST POPULAR WARSHIP IN THE KLINGON ARMADA.

Σ 7 2 A  
P 6 4 2 Y L 8  
2 7 8 < 7 2 2  
< 2 7



< 7 2 2 2 7

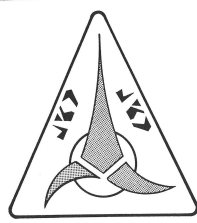
## KLINGON SCOUT VESSEL

SCALE 1/4" = 10' DRAWN BY L. MILLER

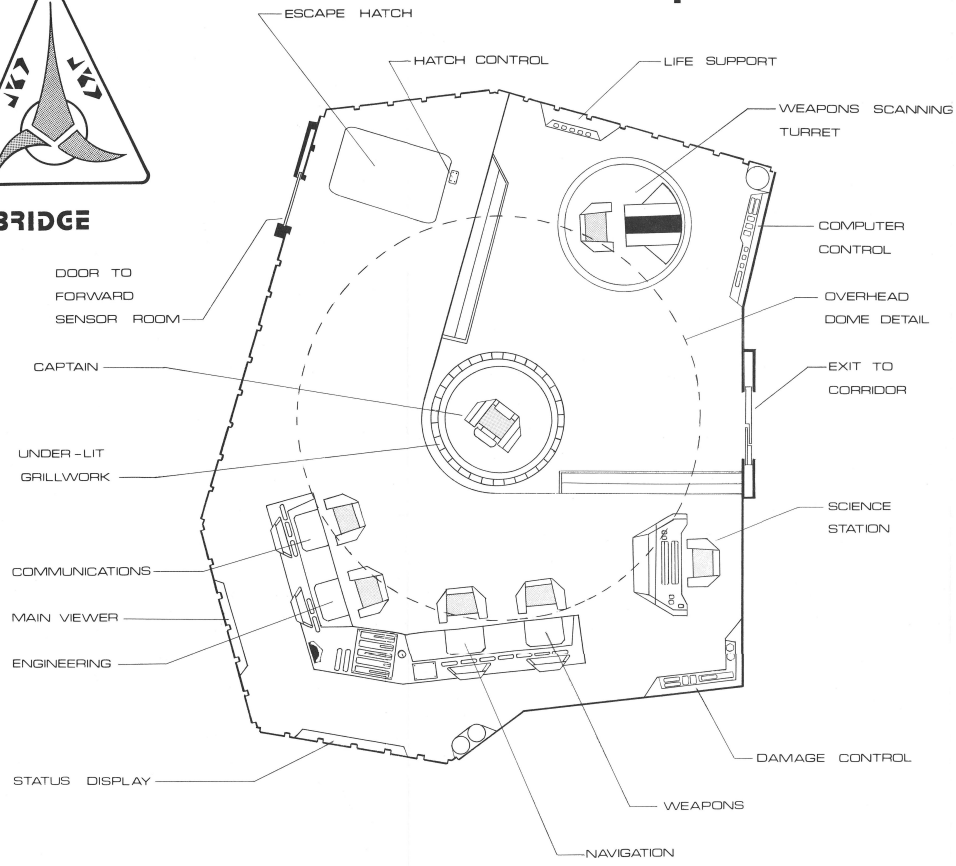
DATE 8505.25 CHECKED BY S. Miller RE-DES

## CUTAWAY & INTERIORS

< 7 2 2 2 7 5 OF 6



# BRIDGE



## SPECIFICATIONS

OVERALL LENGTH \_\_\_\_\_ 168 FT  
 " WIDTH \_\_\_\_\_ 279 FT  
 " HEIGHT \_\_\_\_\_ 54 FT  
 COMMAND MOD LENGTH \_\_\_\_\_ 73 FT  
 " " WIDTH \_\_\_\_\_ 31 FT  
 " " HEIGHT \_\_\_\_\_ 25 FT

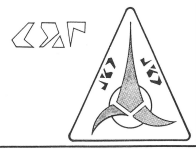
WEAPONS :  
 2 PHASER BANKS  
 2 DISRUPTERS  
 1 PHOTON TORPEDO TUBE  
 8 TORPEDOS

DEFENSES:  
 DEFLECTORS  
 CLOAKING DEVICE  
 STASIS FIELD  
 STD CREW \_\_\_\_\_ 12  
 MAXIMUM PRISONERS \_\_\_\_\_ 6  
 CRUISING SPEED \_\_\_\_\_ WARP 3  
 BATTLE SPEED \_\_\_\_\_ WARP 7  
 MAX. SPEED \_\_\_\_\_ WARP 8.6  
 TRANSPORTER CAPACITY \_\_\_\_\_ 650 CU/FT  
 STD MISSION DURATION \_\_\_\_\_ 6 MONTHS

PROOF READER - RON BELL  
 MARKETING CONSULTANT  
 - JEFF MAYNARD

THE FOLLOWING SHIPS OF THIS CLASS HAVE BEEN IDENTIFIED  
 AND CONFIRMED BY STAR FLEET INTELLIGENCE:

7C-3051	ASPARTH	7C-4572	K'TARA	7C-5016	Q'VAR
7C-3625	KHOLL	7C-2164	MATARA	7C-5907	RUSTARR
7C-5883	KRUGG	7C-4530	PAK'T MARR		



STAR DATE	PRODUCTION RECORD
8504.15	PRELIMINARY DESIGN
8505.25	FINAL DESIGN & CHECKING PRINTS
8506.10	1ST PRINTING

KLINGON SCOUT VESSEL

SCALE

DATE 8505.25

APPROVED BY

L. Miller

DESIGNED BY

L. MILLER

BRIDGE DETAIL

6 OF 6