



9 10 11 12 NOTORIOUS

SOLO LEGEND



	SEA DOG	PIRATE	BUCCANEER	DREAD PIRATE
2	1	2	3	
1	2	2 1	3	

9 10 11 12 VENGEFUL

SOLO LEGEND



	SEA DOG	PIRATE	BUCCANEER	DREAD PIRATE
2	1	2	2	
1	2	2 2	3	

9 10 11 12 GREEDY

SOLO LEGEND



	SEA DOG	PIRATE	BUCCANEER	DREAD PIRATE
2	1	2	3	
1	2	2 1	3	

9 10 11 12 FEARLESS

SOLO LEGEND



	SEA DOG	PIRATE	BUCCANEER	DREAD PIRATE
2	2	2	3	
1	2	2 1	2 3	

8	9	10	11	12	13
7	LEGEND    				
	DREAD PIRATE	4	3	+8	
6	BUCCANEER	4	3	+	
5	SWASH BUCKLER	3	3	+4	
4	CORSAIR	3	2	+	
3	PIRATE	2	2	+2	
2	SEA DOG	1	2		
1					


8	9	10	11	12	13
7	LEGEND    				
	DREAD PIRATE	4	3	+8	
6	BUCCANEER	4	3	+	
5	SWASH BUCKLER	3	3	+4	
4	CORSAIR	3	2	+	
3	PIRATE	2	2	+2	
2	SEA DOG	1	2		
1					

8	9	10	11	12	13
7	LEGEND    				
	DREAD PIRATE	4	3	+8	
6	BUCCANEER	4	3	+	
5	SWASH BUCKLER	3	3	+4	
4	CORSAIR	3	2	+	
3	PIRATE	2	2	+2	
2	SEA DOG	1	2		
1					

8	9	10	11	12	13
7	LEGEND    				
	DREAD PIRATE	4	3	+8	
6	BUCCANEER	4	3	+	
5	SWASH BUCKLER	3	3	+4	
4	CORSAIR	3	2	+	
3	PIRATE	2	2	+2	
2	SEA DOG	1	2		
1					












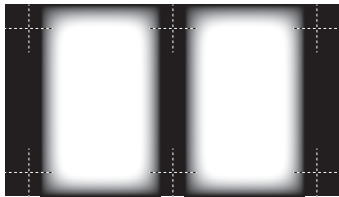


After removing the 4 Captain Cards above from the page, cut along the red dashed line. Then mount to poster-board, cardboard, or whatever material you wish to make your tokens from, aligning the top and right edges to the edges of the material you are using. Then do the same with the faces of the tokens using the same method except you'll be aligning to the top and left edges to the other side of your material. When you cut your tokens out, they should be aligned properly resulting in double-sided tokens. Feel free to remove any excess material from the bottom and left sides of this sheet before mounting.





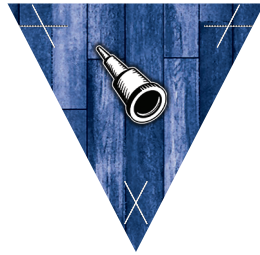


After removing the 4 Captain Cards above from the page, cut along the red dashed line. Then mount to poster-board, cardboard, or whatever material you wish to make your tokens from, aligning the top and left edges to the edges of the material you are using. Then do the same with the faces of the tokens using the same method except you'll be aligning to the top and right edges to the other side of your material. When you cut your tokens out, they should be aligned properly resulting in double-sided tokens. Feel free to remove any excess material from the bottom and right sides of this sheet before mounting.





Cut along the dashed line along the top and right side of this page. Then mount to poster-board, cardboard, or whatever material you wish to make your tokens from, aligning the top and right edges to the edges of the material you are using. Then do the same with the faces of the tokens using the same method except you'll be aligning to the top and left edges to the other side of your material. When you cut your tokens out, they should be aligned properly resulting in double-sided tokens. Feel free to remove any excess material from the bottom and left sides of this sheet before mounting.



Cut along the dashed line along the top and left side of this page. Then mount to poster-board, cardboard, or whatever material you wish to make your tokens from, aligning the top and left edges to the edges of the material you are using. Then do the same with the backs of the tokens using the same method except you'll be aligning to the top and right edges to the other side of your material. When you cut your tokens out, they should be aligned properly resulting in double-sided tokens. Feel free to remove any excess material from the bottom and right sides of this sheet before mounting.

910111287654321

SOLO LEGEND

RUTHLESS

HENRY KIDD

SOLO CAPTAIN

SEA DOG

2

2

PIRATE

2

2 2

BUCCANEER

2

3 1

DREAD PIRATE

CANNONS

+1

RIGGING

+1

CANNONS

+1

REPAIR

RED MARY

SOLO CAPTAIN

+1

RIGGING
+1

CANNONS
+1

RIGGING
+1

REPAIR

SOLO LEGEND

	9	10	11	12	BLOODY
8					
7	+3	+1			+1
6	+2	+1			
5	2				
4	+1				
3	+2				
2	SEA DOG	PIRATE	BUCCANEER	DREAD PIRATE	
1	1	2	2		

NIKI KNUCKLES

ISABEL SUREFIRE

ANILA BONES

SEAN KEYSTONE

BEN SEAWORTHY

NANDO THE NAVIGATOR