

DUNGEONS & DRAGONS[®]

THREE-DRAGON ANTE Emperor's Gambit[™]



AGE 12+

A STANDALONE CARD GAME FOR 2-6 PLAYERS

Game Design by Rob Heinsoo

AGE 12+

DUNGEONS & DRAGONS®

THREE-DRAGON ANTE Emperor's Gambit™



2-6 PLAYERS

RULEBOOK

Game Design by Rob Heinsoo

TABLE OF CONTENTS

2.....	Changes from the Previous Edition
3.....	Introduction
4.....	Game Components
4.....	Summary of Play
4.....	How to Win
4.....	Setup
5.....	Parts of a Card
6.....	Gambit Sequence
6.....	1. Ante
7.....	2. Play Cards
11	3. Determine Gambit Winner
11	4. Settle Debts and Check for Game End
11	5. Draw Cards
12	Winning the Game
13	Appendix 1: Theme Decks
15	Appendix 2: THREE-DRAGON ANTE in your D&D Campaign
17	Appendix 3: Card Power Explanations
22	Glossary

CHANGES FROM THE PREVIOUS EDITION

If you played the original THREE-DRAGON ANTE™ game, you already know how to play this version, with the exception of the following changes. These changes should be used with all THREE-DRAGON ANTE games, even games that don't use any *Emperor's Gambit* cards.

- To determine the amount of gold each player starts with, multiply the number of players by 10. (For example, in a four-player game, each player starts with 40 gold coins.)
Previous Rule: Each player started with 50 gold coins regardless of the number of players.
- Mortals can be part of strength flights.
Previous Rule: Only dragons could be part of strength flights.
- You take only three cards from the ante when completing a strength flight.
Previous Rule: You took all the remaining ante cards.
- Debts are settled at the end of the gambit.
Previous Rule: Debts were settled during the course of the gambit.
- Ante effects have been added. (See "Ante Effects" on page 7.)

INTRODUCTION

THREE-DRAGON ANTE: *Emperor's Gambit*™ is the second set of 70 THREE-DRAGON ANTE cards brought to our world from the taverns and game tables of the DUNGEONS & DRAGONS® world. You can play *Emperor's Gambit* as a standalone game or combine cards from it with the original, in whole or in part. The two versions of the game are fully compatible.

Let's listen as an enthusiast from the world of D&D explains the deck's origins.

The cards of the Emperor's Gambit appear to have originated in a kingdom somewhere on the borders of the ancient dragonborn empire of Arkhosia. Cards such as the Emperor and the Exarch show clear deference to the empire's dragonborn rulers. The most popular image used for the card known as the Spy, a tiefling, clearly refers to the empire of Arkhosia's tiefling enemies in Bael Turath.

Most THREE-DRAGON ANTE cards left over from the Arkhosian empire itself are from the original deck, but decks from the latter days of the empire start to mix in cards from the Emperor's Gambit deck. The most likely explanation is that the Emperor's Gambit cards were originally a gift to an Arkhosian emperor by some great magician or client-kingdom.

In the centuries since this gift, the additional cards have become nearly as widespread as the 70 cards of the original deck, so that many players have no idea which deck they originally came from. Played alone, the Emperor's Gambit cards make greater use of the possibilities of the ante—but they also mesh smoothly with the original cards. So long as games use roughly 70 cards and an equal number of good and evil dragons, it's difficult to go wrong.

—ODRANAUK, MASTER OF GAMBITS

GAME COMPONENTS

- 70 playing cards
- 2 reference cards
- Rulebook

SUMMARY OF PLAY

In THREE-DRAGON ANTE, you and the other players ante gold into the stakes and then take turns playing one card at a time from your hands. After you play a card, leave it face up in front of you. If the number on your card is equal to or lower than that of the card just played by the person on your right, you get to use your card's special power. Otherwise, ignore the power.

Once each player has played three cards, check to see whose three cards have the highest total number. That player wins the gold in the stakes. Keep playing gambits of three cards each until someone runs out of gold, ending the game.

HOW TO WIN

If you have the most gold in your hoard when the game ends, you win!

SETUP

You'll need some coins, poker chips, or other tokens to represent gold coins. You'll also need a pen and paper for keeping track of debts owed during the game.

Multiply the number of players by 10. Give each player that many gold coins. (For example, in a three-player game, give each player 30 gold coins.) These form each player's **hoard**.

Shuffle the deck. Each player draws a **hand** of six cards. Keep the cards in your hand hidden from the other players.

PARTS OF A CARD

Each card represents a **dragon** or a **mortal** and has four key elements.



Strength is a card's value. The weakest cards have strength 1; the strongest have strength 13.

Name describes the dragon or mortal the card represents. For most dragons, the name also tells you what color the dragon is.

Type tells you what kind of card it is: good, evil, unaligned, mortal, or dragon god. All cards except mortal cards are dragons. A dragon god is a special type of dragon; see "Dragon God Abilities" on page 8.

Power is a card's ability. A card's power might take effect when it's played. Some cards have ante effects, which take effect only if the card is in the ante. See "Ante Effects" on page 7.

GAMBIT SEQUENCE

A THREE-DRAGON ANTE game is played in a series of **gambits**. The game ends when a player has no gold at the end of a gambit. A gambit consists of the following steps.

1. Ante
2. Play cards
3. Determine gambit winner
4. Settle debts and check for game end
5. Draw cards

1. ANTE

Each player chooses one card from his or her hand and puts it face down in the center of the table. These are the **ante** cards. Once all players have chosen ante cards, reveal them. When an ante card is revealed, ignore its power (but don't ignore ante effects—see next page).

Check to see which ante card has the highest strength (the **strongest** ante card). Each player takes a number of gold coins from his or her hoard equal to that card's strength and pays that gold to the **stakes** in the center of the table. If some, but not all, of the cards are tied for strongest, that strength number still determines how much the players pay.

If all the ante cards are tied for strongest, discard them. Then each player draws a card from the deck and chooses a new ante card from his or her hand.

Ante cards remain face up in the center of the table for the rest of the gambit. They're not part of the stakes.

ANTE EFFECTS

Some cards have **ante effects**. An ante effect is a special ability that affects the game in some way when that card is put into the ante or is revealed as an ante card. An ante effect is not a power; cards that copy other cards' powers ignore ante effects.

A card's ante effect doesn't do anything when the card is not in the ante. If the card is removed from the ante during the course of a gambit, the effect no longer applies.

2. PLAY CARDS

The player who revealed the strongest ante card is the **leader** in the first **round** of the gambit. Do not count any ante cards that are tied for strongest. The leader takes the first **turn**, then the other players take turns clockwise around the table until each has taken a turn.

On your turn, play one card from your hand face up onto the table in front of you and check to see if the card's **power** triggers (see "Triggering Powers" on the next page).

Your face-up cards make up your **flight**. When you play a card, add it to the right of the last card you played. Flights stay face up on the table until the end of the gambit. You can complete a special flight for extra benefits (see "Special Flights" on page 9).

Once each player has taken a turn, the player who played the strongest card that round becomes the leader in the next round. Do not count any cards that are tied for strongest. If all cards played in a round are tied for strongest, the current round's leader is also the leader in the next round.

After three rounds of play, you score the gambit. Check to see which player's flight has the highest total strength at the end of the third round. If only one player has the strongest flight, go to step 3. If two or more players are tied for strongest flight, play another round.

STRONGEST AND WEAKEST FLIGHTS

Some cards refer to the “strongest” or “weakest” flight. The flight of cards with the highest total strength is the strongest flight. The flight with the lowest total is the weakest flight. (More than one flight can be the strongest or weakest.)

If a card instructs you to choose the player with the strongest flight and one or more players' flights are tied for strongest, you choose one of those players. The same is true for weakest.

TRIGGERING POWERS

A card's power doesn't do anything unless it **triggers**. When it triggers, follow its instructions. A power triggers in the following situations.

- The leader plays it as the first card of the round.
- When you play a card, the strength of the card is equal to or lower than the strength of the card just played by the person to your right. (For example, if you play a strength 5 card, its power triggers if the player to your right played a card of strength 5 or higher.)

DRAGON GOD ABILITIES

Dragon god abilities have the words “Dragon God” preceding their text and are printed in a different color from the rest of the card. (Some dragon gods also have powers that trigger normally.)

Dragon god abilities are not powers; they are always in effect regardless of the card's strength. Cards that copy other cards' powers ignore dragon god abilities.

SPECIAL FLIGHTS

You can earn extra rewards by having three or more similar cards in a flight. A **color flight** has three dragons of the same color. A **strength flight** has any three cards of the same strength.

You complete a special flight on the turn you play the third matching card. Also, if the effect of a power changes the cards already in your flight so that they create a special flight, you complete that special flight.

When you complete a special flight, follow the instructions of all powers that trigger on that turn, and then collect the reward.

SPECIAL-FLIGHT REWARDS

You earn the following rewards when completing a special flight.

Color Flight: Each opponent pays you gold equal to the strength of the second-strongest dragon in the flight. (For example, if you have three Mithral Dragons of strengths 3, 7, and 11, each other player would pay you 7 gold.)

Strength Flight: You **steal** gold from the stakes equal to the strength of one of those cards. You also take three ante cards and add them to your hand. (For example, if you have three strength 5 cards, you steal 5 gold from the stakes and add any three of the remaining ante cards to your hand.)

Sometimes gambits go on for more than three rounds. In a gambit that lasts five or more rounds, it's possible to complete a color flight *and* a strength flight—even at the same time! If you complete both a color flight and a strength flight during the same turn, collect gold for completing the color flight first. Each player can't complete more than one of a given color flight and one of a given strength flight in a gambit.

BUYING CARDS

You must buy new cards in the following situations.

- At the start of your turn, if you have only one card in your hand.
- During any turn, if you have no cards in your hand.

10 To buy new cards, reveal and discard the top card of the deck. Pay gold equal to that card's strength to the stakes, then draw cards until your hand contains four cards.

GOING INTO DEBT

Whenever you have to pay more gold than the amount remaining in your hoard, you pay as much as you can and go into **debt** for the remaining amount. Keep track of the amount of each player's debts and who they're owed to, in the order they happen.

All debts are settled at the end of the gambit. See step 4.

NO GOLD IN THE STAKES

If, at any time, no gold remains in the stakes, the gambit ends immediately. Go to step 3.

3. DETERMINE GAMBIT WINNER

The player with the strongest flight wins the gambit. That player takes all the gold in the stakes and adds it to his or her hoard.

Then discard all the cards in the ante and in all player's flights (but not cards in hand).

4. SETTLE DEBTS AND CHECK FOR GAME END

If any players are in debt, they pay back as much gold as they can in the order the debts were incurred during the gambit. The gambit winner ignores any debts he or she owes to the stakes. Then, if at least one player's hoard is empty, the game ends. See "Winning the Game" below.

5. DRAW CARDS

If the game has not ended, each player draws two cards. Then start the next gambit.

HAND SIZE LIMIT

You can't have more than ten cards in your hand at any time. As soon as you have ten cards in your hand, you can no longer draw cards from the deck or take them from the ante or from other players. If a card power instructs you to draw or take cards, ignore that part of the power once you reach ten cards in hand. (For example, if you have nine cards in your hand and a power lets you draw three cards, you can draw only one.)

NO CARDS IN DECK

Whenever the deck runs out of cards, shuffle the discard pile to form a new deck.

WINNING THE GAME

When the game ends, the player with the most gold wins!

OPTIONAL RULES

If all players agree, you can try one or more of these optional rules for playing, or create your own.

- Play a set number of games in a row (such as three). The player who has the highest ending gold total from all those games combined is the winner.
- The game ends when only a set number of players (such as two) remain in the game.
- Play until one player's hoard contains at least a set amount of gold (such as 100) at the end of a gambit.
- Play a set number of gambits (such as three or five) for a shorter game.
- Set a time limit for the game, then play one final gambit after reaching that time limit.
- Start with a different amount of gold: more for a longer game, less for a shorter one.

APPENDIX 1: THEME DECKS

In this section, Odranauk discusses some THREE-DRAGON ANTE decks that mix cards from the original game with *Emperor's Gambit* cards. Try these variants or invent your own!

AGE OF MORTALS

This variant was popular a couple of hundred years ago, during the reign of the emperors of Nerath, when it was also known as the "Face Deck." The courtiers indulged themselves with a version of the game that emphasized mortal cards at the expense of the dragons. Certainly the game that results is varied and wild, even if its origins owe more to hubris than to considerations of play.

Surviving versions of the Nerathi decks use caricatures, so that the images on cards such as the Fool, the Thief, or the Princess are sure to have sent a titter of recognition around the table. The identities of most of the people pictured, even the Emperor, are lost to us. Likely many copies of these decks were destroyed by courtiers who later came to power and didn't appreciate such unflattering depictions from earlier in their careers.

Earlier versions of this deck used the Bronze Dragon instead of the Copper, but apparently the courtiers got tired of seeing their "face" cards removed from the ante by the imperious Bronze.

AGE OF MORTALS

Good Dragons

Adamantine
Copper
Silver
Steel

Evil Dragons

Brown
Purple
Red
White

Unique Cards

The Adventurer
The Archmage
Bahamut
Dracolich
Dragon Turtle
Dragonslayer
The Druid
The Emperor
The Exarch
The Fool

Hatchling
Io
The Priest
The Princess
The Queen
The Sorcerer
The Spy
The Thief
Tiamat
The Wyrmpriest

AVANDRA'S HAND

The name of this deck mix comes from a popular reference to the cards in the initial ante. The ante isn't my hand, it's not your hand—it's "Avandra's hand." The deck uses as many cards as possible that tinker with the ante.

Some players dislike using both the Bronze and the Iron together, reasoning that those two good dragons draw too many cards out of the ante, and replace one or the other of the two with the Gold Dragon.

AVANDRA'S HAND

Good Dragons

- Adamantine
- Bronze
- Copper
- Iron
- Steel

Evil Dragons

- Black
- Earthquake
- Gray
- Green
- Purple

Unique Cards

- | | |
|----------------|--------------|
| The Adventurer | The Exarch |
| The Archmage | Hatchling |
| Bahamut | The Sorcerer |
| Dracolich | The Spy |
| Dragon Turtle | Tiamat |

ODDSHUFFLE

This version of the game aims for surprising events and unpredictable outcomes. Oddshuffle's most devoted players are the nomadic halflings, who carry the deck with them wherever they go. I've noticed that when there are no strangers in the game, the halflings are just as likely to play Emperor's Gambit, but when they play with bigger folk they always prefer Oddshuffle. That way, when they win, they can claim that their victory was only a matter of luck, avoiding hard feelings or harder beatings.

ODDSHUFFLE

Good Dragons

- Copper
- Iron
- Mithral
- Mercury
- Silver

Evil Dragons

- Earthquake
- Gray
- Purple
- Red
- Shadow

Unique Cards

- | | |
|----------------|--------------|
| The Adventurer | Hatchling |
| The Archmage | The Princess |
| Dracolich | The Queen |
| Dragon Turtle | The Sorcerer |
| The Exarch | The Spy |

STRENGTH AND GREED

This deck is most popular among dragonborn. It pivots around evil dragons and other cards that seek to strip the stakes bare before anyone can win. One of the good dragons, and several of the mortals, respond by adding to the stakes. The tension comes from different play goals: winning the gambit, gathering cards, or stealing as much gold as possible before someone else wins.

Some dragonborn say that the Strength and Greed deck is a teaching tool for their young, which demonstrates that losing while playing good dragons is better than winning by playing evil dragons. I admit that I have difficulty following their reasoning, and suspect that they might be teasing me, since these same dragonborn seem to have no compunctions about playing evil dragons to win.

STRENGTH AND GREED

Good Dragons

Adamantine
Bronze
Iron
Mercury
Silver

Evil Dragons

Black
Blue
Brown
Purple
White

Unique Cards

The Adventurer
The Archmage
Dracolich
Dragon Turtle
The Dragonslayer

The Druid
The Exarch
Io
The Princess
The Thief

15

EVIL TIMES

This variant comes up again and again in ancient histories. In the worst of times, some people find it clever to strip the good dragons from the deck and play with as many evil dragons as possible. The resulting game resembles a plunge off a cliff. The stakes continually decrease, refreshed only when players must buy cards, since evil dragons rarely allow you to add to your hand. When the dragonborn tell me that Strength and Greed offers a moral lesson, I respond that Evil Times provides a true moral: Evil spirals down hopelessly.

EVIL TIMES

Evil Dragons

Black
Blue
Brown
Earthquake
Gray

Green
Purple
Red
Shadow
White

Unique Cards

Dracolich
Dragon Turtle
The Dragonslayer
The Exarch
The Fool

Hatchling
Io
The Sorcerer
The Spy
Tiamat

APPENDIX 2: THREE-DRAGON ANTE IN YOUR D&D CAMPAIGN

If the characters in your D&D campaign want to play a Three-Dragon Ante game, consider the following options.

ROLEPLAYING

You play the game with the normal rules, roleplaying dialogue and acting or reacting in character.

SPECIAL ABILITIES

These optional rules give you a way to represent the advantages skilled D&D characters might enjoy in a world of magic and superhuman abilities.

Each character makes an Insight check. In order from the highest check result to the lowest, each character chooses one of the special abilities he or she qualifies for from the list below. Once a special ability has been chosen, no other character can choose that ability in that game.

For a wilder game, allow each character to choose two abilities, one at a time. A character who is a professional gambler, or an epic-tier character, might even have three.

The following special abilities require the character to be trained in the listed skill.

Arcana: Whenever you complete a special flight, draw a card.

Bluff: Each time you would pay 2 or more gold to another player, reduce the amount of gold you pay by 1.

Diplomacy: Once per gambit, when you would be the leader in a round, you can choose another player to be the leader in that round instead.

Dungeoneering: When you take a random card from an opponent's hand, you can choose to take a different card from that opponent's hand and then return the original card. You cannot use this ability again until you complete a special flight.

Endurance: Whenever an opponent buys cards, you steal 2 gold from the stakes.

Heal: You can choose to reveal and discard the top card of the deck, then pay gold equal to that card's strength to a player of your choice. You cannot use this ability again until you complete a special flight.

History: Whenever you play mortal or a dragon god, steal 1 gold from the stakes.

Insight: After a gambit you did not win, but before players draw new cards, you can choose to look at the hand of the gambit's winner. Do not say anything about his or her cards to other players. You cannot use this ability again until you complete a special flight.

Intimidate: As long as you and any other player are tied for the strongest flight, you can't be chosen as the opponent with the strongest flight.

Nature: Whenever you complete a special flight, add 2 to the strength used to determine how much gold other players pay you or that you steal from the stakes.

Perception: After everyone's ante cards are revealed, you can choose to replace your ante card with another card from your hand. Return the original ante card to your hand. You cannot use this ability again until you complete a special flight.

Religion: Whenever you reveal a card to determine how much gold you must pay to buy cards, you can choose to keep the revealed card.

Stealth: Draw an additional card whenever you buy cards.

Streetwise: When you complete a strength flight, you can choose not to steal gold from the stakes. Instead, each opponent pays you gold equal to the strength of one of the cards in the flight. You cannot use this ability again until you complete a special flight.

Thievery: Whenever you steal gold from the stakes with a card's power, steal an extra 1 gold from the stakes.

Luck Domain (Feat): This special ability requires that you have one or more feats from the luck domain. Domain feats first appeared in the *Divine Power*[™] supplement.

After you draw a card as a result of a card's power, you may choose to discard that card and draw a different card. You cannot use this ability again until you complete a special flight.

APPENDIX 3: CARD POWER EXPLANATIONS

If you're not sure what happens when a specific card's power triggers, check here for any additional explanations of that power.

ADAMANTINE DRAGON

Draw a card. Each opponent pays 1 gold to the stakes.

You draw a card even if one or more opponents must go into debt to pay the gold.

THE ADVENTURER

Discard one card from your hand or discard your entire hand. Then draw as many cards as you discarded.

If you have only one card in hand, discard it and then draw a card.

Ante Effect: *The winner of the gambit splits the stakes evenly with opponents who scored special flights during the gambit.*

Split the stakes as evenly as possible, counting the gold into separate stacks. If the stacks aren't equal, you choose who gets which one. (For example, if the stakes contain 23 gold and you split the stakes with two other players, you count out three stacks: 8 gold, 8 gold, and 7 gold. You choose who gets which stack.)

BROWN DRAGON

Steal 1 gold from the stakes. If your flight doesn't contain any good dragons, steal an extra 2 gold from the stakes.

If fewer than 3 gold coins remain in the stakes when you would steal 3 gold, steal all the remaining gold. Emptying the stakes ends the gambit, so you go to step 3 of the gambit on page 11 to determine the winner.

DRAGON TURTLE

The power of each other mortal in your flight triggers.

This power ignores ante effects and dragon god abilities.

Ante Effect: *When this card is put into the ante or is revealed as an ante card, each player pays gold to the stakes equal to the strength of the weakest ante card.*

Include this card when determining the weakest ante card. If there's a tie for weakest card, each player pays gold to the stakes equal to the strength of one of those cards.

EARTHQUAKE DRAGON

Count the number of Earthquake Dragons in all flights and in the ante. Each opponent pays you that much gold.

Include this card and other Earthquake Dragons in your own flight when counting the number of Earthquake Dragons.

THE EMPEROR

The gambit will not be scored until after the fourth round. When the gambit is scored, add 4 to the strength of your flight.

If this power triggers on the fourth round or later of a gambit, the first part of the power has no effect, but you still add 4 to the strength of your flight when scoring.

THE EXARCH

Each opponent puts a card from his or her hand into the ante.

The player to your left puts a card into the ante first, then players go clockwise around the table. If any card put into the ante in this way has an ante effect that immediately affects the game, resolve it when its player places that card.

Ante Effect: *Cards of strength 10 or higher trigger when played.*

If you play a card of strength 10 or higher and its strength is equal to or lower than the card just played by the player to your right, your card's power triggers only once, not twice.

GRAY DRAGON

The opponent with the strongest flight pays you 1 gold for each evil dragon in the ante.

If two or more opponents tie for the strongest flight, you choose which of those players this power affects.

HATCHLING

Copy the power of a weaker card in any flight.

Follow the instructions of the chosen card's power as if it were the Hatchling's power. This power ignores ante effects and dragon god abilities.

Ante Effect: *The player with the weakest flight wins the gambit instead of the player with the strongest flight.*

If two flights tie for the weakest flight after three rounds, play additional rounds until only one player's flight is the weakest at the end of a round.

IO

Each player pays gold to the stakes equal to the number of players.

This power triggers normally. You also have to pay.

Dragon God—*As long as you have Io and a mortal in your flight, you can't win the gambit.*

This ability is always in effect.

IRON DRAGON

Put an evil dragon from the ante into your hand.

This power has no effect if there are no evil dragons in the ante.

MERCURY DRAGON

Draw a card for each color of good dragon in your flight.

Include this card when counting how many good dragon colors are in your flight.

MITHRAL DRAGON

Each player with three or fewer cards in hand draws a card. Then draw a card.

If you have three or fewer cards in hand, you draw first, then the nearest player to your left who has three or fewer cards in hand, and so on around the table until each player with three or fewer cards in hand has drawn a card. Then you draw another card.

PURPLE DRAGON

Draw a card. Then put a card from your hand into the ante.

If the card you put into the ante has an ante effect, it will affect the game.

THE QUEEN

Each opponent with both good and evil dragons in the same flight pays you 5 gold, and you take a random card from that player's hand.

Start with the nearest player to your left who has a good dragon and an evil dragon in his or her flight, and then go clockwise around the table until each player with a good dragon and evil dragon in his or her flight has paid you and given you a card.

You don't get to see your opponent's hand before taking a card. After you've chosen a card at random, the opponent may see it before you add it to your hand. Other players don't get to see the card.

SHADOW DRAGON

Take a random card from the hand of the opponent with the most cards in hand.

Discard this card and replace it with the card you took. That card's power triggers.

If one or more opponents are tied for most cards in hand, you choose which of those players this power affects.

You don't get to see your opponent's hand before taking a card.

A Shadow Dragon doesn't complete a color flight or strength flight before it's discarded. At the end of your turn, if any new cards complete a color flight or strength flight you haven't already collected a reward for in this gambit, collect the reward for that special flight.

THE SORCERER

Reveal the top three cards of the deck. Discard this card and replace it with one of the revealed cards. That card's power triggers. Put the other two revealed cards into the ante.

If either of the cards you put into the ante has an ante effect, it will affect the game. If both do, you choose the order in which they take effect.

When this power triggers, ignore the Sorcerer's strength; it's not part of your flight and doesn't affect whether or not the next player's power triggers. Instead, the card that replaces it is considered the card you played this turn—use it to determine the total strength of your flight and whether or not the next player's card's power triggers.

The Sorcerer doesn't complete a strength flight before it's discarded. At the end of your turn, if any new cards complete a strength flight you haven't already collected a reward for in this gambit, collect the reward for that special flight.

THE SPY

Put an ante card into your hand.

You take any one card from the ante, even a card with an ante effect.

Ante Effect: *Whenever a player takes the first turn of a round, that player pays each opponent 2 gold.*

The player pays the gold before playing a card for the turn.

STEEL DRAGON

The opponent to your left chooses either to give you a mortal from his or her hand or to pay you 4 gold.

If the opponent gives you a mortal, reveal it so all players can see that it's a mortal.

If that player doesn't give you a mortal, he or she must pay you 4 gold. If the player doesn't have that much, he or she goes into debt for the rest.

THE WYRMPRIEST

For the rest of the gambit, this card counts as a dragon of any color for completing a color flight, and you can complete a color flight with three mortals.

You don't need to announce the color this card counts as when the power triggers. It counts as all colors throughout the course of the gambit. (Think of it as a wild card.)

GLOSSARY

ante: The cards used at the start of each gambit to set the stakes and determine the leader for the first round. You also ante when you pay gold to the stakes at the start of the gambit.

ante card: A card that is placed into the ante, whether at the start of a gambit or during play as the result of a card's power.

ante effect: An ability that has an effect on the game only when the card it appears on is an ante card. Ante effects are not powers. Cards that copy or trigger other cards' powers ignore ante effects.

color: A dragon's name includes the dragon's color. The dragon colors in Emperor's Gambit are Adamantine, Brown, Earthquake, Gray, Iron, Mercury, Mithral, Purple, Shadow, and Steel. The dragon colors from the original THREE-DRAGON ANTE game are Black, Blue, Brass, Bronze, Copper, Gold, Green, Red, Silver, and White.

color flight: A flight with three or more dragons of the same color.

debt: You go into debt when you must pay more gold than you have in your hoard. At the end of a gambit, players repay each of their debts as much as possible, in the order those debts were incurred.

dragon: A card whose type does not include the word "Mortal" is a dragon. Most dragons are either good or evil.

dragon god: A card whose type includes the words "Dragon God" and has a special dragon god ability. A dragon god also counts as a dragon. Dragon god abilities are not powers. Cards that copy or trigger other cards' powers ignore dragon god abilities.

flight: The face-up cards in front of each player. At the end of each gambit, the player with the strongest flight wins the stakes.

gambit: A series of at least three rounds of card play to determine who wins the stakes.

hand: The cards you're holding. Other players don't see the cards in your hand. Your hand can never have more than ten cards.

hoard: Your gold. When your hoard is empty, you go into debt to pay any gold owed. If your hoard is empty at the end of a gambit, the game ends. Your hoard remains visible throughout the game, and you must reveal how much gold you have if asked.

leader: The player who takes the first turn in a round. The strongest card played each round (ignoring tied cards) determines the leader for the next round of the gambit.

mortal: A card whose type includes the word “Mortal” is a mortal. Mortal cards are not dragons (not even the Dragon Turtle).

pay: When you pay, you put gold into the stakes or give gold to another player.

play: You play a card by putting it from your hand into your flight on your turn.

power: A card’s ability. When the leader plays a card, its power always triggers. Any other card’s power triggers when it is played, as long as its strength is equal to or lower than the strength of the card just played that round by the player to the right.

round: Each player takes one turn in a round.

special ability: When your DUNGEONS & DRAGONS characters play a THREE-DRAGON ANTE game, their skills and feats might grant them special abilities. See Appendix 2.

stakes: The gold in the center of the table. At the end of each gambit, the player with the strongest flight wins the stakes. Emptying the stakes ends the gambit immediately.

steal: When you take gold from the stakes, you steal it.

strength: A card’s value.

strength flight: A flight with three or more cards of the same strength.

strongest: A card or flight with the highest strength.

trigger: When a card’s power triggers, you follow its instructions.

turn: When you take your turn, you play a card from your hand into your flight. The card’s power might trigger.

type: The basic card types are good, evil, unaligned, dragon god, and mortal. Cards whose type is not mortal are dragons.

weakest: A card or flight with the lowest strength.

QUESTIONS?

**U.S., Canada, Asia Pacific,
& Latin America**
www.wizards.com/customerservice
Wizards of the Coast LLC
P.O. Box 707
Renton WA 98057-0707
U.S.A.
Tel: 1-800-324-6496

U.K., Eire, & South Africa
Hasbro UK Ltd
Caswell Way
Newport, Gwent NP9 0YH
GREAT BRITAIN
Tel: + 800 22 427276
Email: wizards@hasbro.co.uk

All Other European Countries
Wizards of the Coast, Belgium NV/SA
't Hofveld 6D
1702 Groot-Bijgaarden
BELGIUM
Tel: +32.070.233.277
Email: custserv@hasbro.be

For more information on THREE-
DRAGON ANTE, its use in DUNGEONS &
DRAGONS, or D&D in general, tune in
to www.dndinsider.com.

CREDITS

Game Design: Rob Heinsoo

Theme Deck Design: Logan Bonner

Game Development: Bill McQuillan

Additional Playtesting: Richard Bark, Greg Bilsland,
Logan Bonner, Jennifer Clarke Wilkes, Andy Collins,
Rob Dalton, Sean Dawson, Mike Donais, Bretnie
Eschenbach, Eric Eschenbach, Lisa Eschenbach,
Molly Frothingham, Charlie Gambit, Paul Hughes,
Mons Johnson, Trevor Kidd, Peter Lee, Rob Lightner,
Michael Mikaelian, Cal Moore, Apasara Nicol,
Christopher Sims, Mike Turian, Jonathan Tweet, Tessa
Tweet, and Steve Warner

Rules Writing: Rob Heinsoo and Bill McQuillan

Editing: Jennifer Clarke Wilkes

Art Direction: Jon Schindehette and Keven Smith

Character Illustrations: Craig Phillips

Graphic Design: Jino Choi and Emi Tanji

Brand Management: Kierin Chase

Production Management: Gretchen Tapp

Thanks to all of our project team members and the
many others too numerous to mention who have
contributed to this product.

1



BROWN DRAGON * Evil
Steal 1 gold from the stakes. If your flight
doesn't contain any good dragons, steal
an extra 2 gold from the stakes.

©2010 Wizards

1

2



BROWN DRAGON * Evil
Steal 1 gold from the stakes. If your flight
doesn't contain any good dragons, steal
an extra 2 gold from the stakes.

©2010 Wizards

2

4



BROWN DRAGON * Evil
Steal 1 gold from the stakes. If your flight
doesn't contain any good dragons, steal
an extra 2 gold from the stakes.

©2010 Wizards

4

5



BROWN DRAGON * Evil
Steal 1 gold from the stakes. If your flight
doesn't contain any good dragons, steal
an extra 2 gold from the stakes.

©2010 Wizards

5

6



BROWN DRAGON * Evil
Steal 1 gold from the stakes. If your flight
doesn't contain any good dragons, steal
an extra 2 gold from the stakes.

©2010 Wizards

6

9




BROWN DRAGON * Evil
Steal 1 gold from the stakes. If your flight
doesn't contain any good dragons, steal
an extra 2 gold from the stakes.

©2010 Wizards

9

3




EARTHQUAKE DRAGON * *Evil*
Count the number of Earthquake Dragons
in all flights and in the ante. Each
opponent pays you that much gold.

©2010 Wizards

6

5




EARTHQUAKE DRAGON * *Evil*
Count the number of Earthquake Dragons
in all flights and in the ante. Each
opponent pays you that much gold.

©2010 Wizards

5

7




EARTHQUAKE DRAGON * *Evil*
Count the number of Earthquake Dragons
in all flights and in the ante. Each
opponent pays you that much gold.

©2010 Wizards

7

8



EARTHQUAKE DRAGON * *Evil*
Count the number of Earthquake Dragons
in all flights and in the ante. Each
opponent pays you that much gold.

©2010 Wizards

8

10




EARTHQUAKE DRAGON * *Evil*
Count the number of Earthquake Dragons
in all flights and in the ante. Each
opponent pays you that much gold.

©2010 Wizards

10

12



EARTHQUAKE DRAGON * *Evil*
Count the number of Earthquake Dragons
in all flights and in the ante. Each
opponent pays you that much gold.

©2010 Wizards

12

2



GRAY DRAGON * Evil

The opponent with the strongest flight pays you 1 gold for each evil dragon in the ante.

©2010 Wizards

2

4



GRAY DRAGON * Evil

The opponent with the strongest flight pays you 1 gold for each evil dragon in the ante.

©2010 Wizards

4

5



GRAY DRAGON * Evil

The opponent with the strongest flight pays you 1 gold for each evil dragon in the ante.

©2010 Wizards

5

6



GRAY DRAGON * Evil

The opponent with the strongest flight pays you 1 gold for each evil dragon in the ante.

©2010 Wizards

6

8



GRAY DRAGON * Evil

The opponent with the strongest flight pays you 1 gold for each evil dragon in the ante.

©2010 Wizards

8

10



GRAY DRAGON * Evil

The opponent with the strongest flight pays you 1 gold for each evil dragon in the ante.

©2010 Wizards

10

2



PURPLE DRAGON * *Evil*
 Draw a card. Then put a card from your
 hand into the ante.

©2010 Wizards

2

3



PURPLE DRAGON * *Evil*
 Draw a card. Then put a card from your
 hand into the ante.

©2010 Wizards

3

5




PURPLE DRAGON * *Evil*
 Draw a card. Then put a card from your
 hand into the ante.

©2010 Wizards

5

8




PURPLE DRAGON * *Evil*
 Draw a card. Then put a card from your
 hand into the ante.

©2010 Wizards

8

10



PURPLE DRAGON * *Evil*
 Draw a card. Then put a card from your
 hand into the ante.

©2010 Wizards

10

11



PURPLE DRAGON * *Evil*
 Draw a card. Then put a card from your
 hand into the ante.

©2010 Wizards

11

1



SHADOW DRAGON * *Evil*
Take a random card from the hand of the opponent with the most cards in hand. Discard this card and replace it with the card you took. That card's power triggers.

©2010 Wizards

1

2



SHADOW DRAGON * *Evil*
Take a random card from the hand of the opponent with the most cards in hand. Discard this card and replace it with the card you took. That card's power triggers.

©2010 Wizards

2

4



SHADOW DRAGON * *Evil*
Take a random card from the hand of the opponent with the most cards in hand. Discard this card and replace it with the card you took. That card's power triggers.

©2010 Wizards

4

6



SHADOW DRAGON * *Evil*
Take a random card from the hand of the opponent with the most cards in hand. Discard this card and replace it with the card you took. That card's power triggers.

©2010 Wizards

6

8



SHADOW DRAGON * *Evil*
Take a random card from the hand of the opponent with the most cards in hand. Discard this card and replace it with the card you took. That card's power triggers.

©2010 Wizards

8

9



SHADOW DRAGON * *Evil*
Take a random card from the hand of the opponent with the most cards in hand. Discard this card and replace it with the card you took. That card's power triggers.

©2010 Wizards

9

3



ADAMANTINE DRAGON * Good
Draw a card. Each opponent pays 1 gold to the stakes.

©2010 Wizards

6

4



ADAMANTINE DRAGON * Good
Draw a card. Each opponent pays 1 gold to the stakes.

©2010 Wizards

7

6



ADAMANTINE DRAGON * Good
Draw a card. Each opponent pays 1 gold to the stakes.

©2010 Wizards

9

8



ADAMANTINE DRAGON * Good
Draw a card. Each opponent pays 1 gold to the stakes.

©2010 Wizards

8

10



ADAMANTINE DRAGON * Good
Draw a card. Each opponent pays 1 gold to the stakes.

©2010 Wizards

10

12



ADAMANTINE DRAGON * Good
Draw a card. Each opponent pays 1 gold to the stakes.

©2010 Wizards

12

1



IRON DRAGON * Good
Put an evil dragon from the ante into
your hand.

©2010 Wizards

1

3



IRON DRAGON * Good
Put an evil dragon from the ante into
your hand.

©2010 Wizards

3

4



IRON DRAGON * Good
Put an evil dragon from the ante into
your hand.

©2010 Wizards

4

5



IRON DRAGON * Good
Put an evil dragon from the ante into
your hand.

©2010 Wizards

5

7



IRON DRAGON * Good
Put an evil dragon from the ante into
your hand.

©2010 Wizards

7

9



IRON DRAGON * Good
Put an evil dragon from the ante into
your hand.

©2010 Wizards

9

1



MERCURY DRAGON * Good
Draw a card for each color of good
dragon in your flight.

©2010 Wizards

1

3



MERCURY DRAGON * Good
Draw a card for each color of good
dragon in your flight.

©2010 Wizards

3

5



MERCURY DRAGON * Good
Draw a card for each color of good
dragon in your flight.

©2010 Wizards

5

7

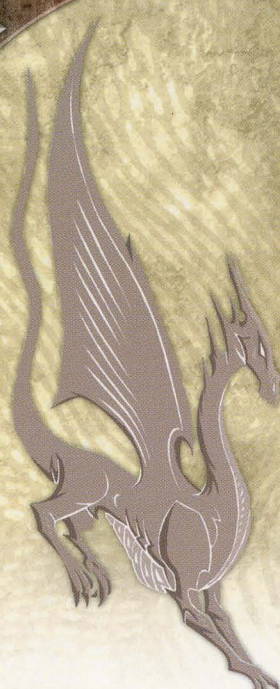


MERCURY DRAGON * Good
Draw a card for each color of good
dragon in your flight.

©2010 Wizards

7

9




MERCURY DRAGON * Good
Draw a card for each color of good
dragon in your flight.

©2010 Wizards

9

10



MERCURY DRAGON * Good
Draw a card for each color of good
dragon in your flight.

©2010 Wizards

10

3



MITHRAL DRAGON * Good
Each player with three or fewer cards
in hand draws a card. Then draw
a card.

©2010 Wizards

6

5



MITHRAL DRAGON * Good
Each player with three or fewer cards
in hand draws a card. Then draw
a card.

©2010 Wizards

5

7



MITHRAL DRAGON * Good
Each player with three or fewer cards
in hand draws a card. Then draw
a card.

©2010 Wizards

L

9



MITHRAL DRAGON * Good
Each player with three or fewer cards
in hand draws a card. Then draw
a card.

©2010 Wizards

6

11



MITHRAL DRAGON * Good
Each player with three or fewer cards
in hand draws a card. Then draw
a card.

©2010 Wizards

11

13



MITHRAL DRAGON * Good
Each player with three or fewer cards
in hand draws a card. Then draw
a card.

©2010 Wizards

61

2



STEEL DRAGON * Good

The opponent to your left chooses either to give you a mortal from his or her hand or to pay you 4 gold.

©2010 Wizards

2

4



STEEL DRAGON * Good

The opponent to your left chooses either to give you a mortal from his or her hand or to pay you 4 gold.

©2010 Wizards

4

5



STEEL DRAGON * Good

The opponent to your left chooses either to give you a mortal from his or her hand or to pay you 4 gold.

©2010 Wizards

5

7



STEEL DRAGON * Good

The opponent to your left chooses either to give you a mortal from his or her hand or to pay you 4 gold.

©2010 Wizards

7

9



STEEL DRAGON * Good

The opponent to your left chooses either to give you a mortal from his or her hand or to pay you 4 gold.

©2010 Wizards

9

11



STEEL DRAGON * Good

The opponent to your left chooses either to give you a mortal from his or her hand or to pay you 4 gold.

©2010 Wizards

11

10



THE ADVENTURER * *Mortal*
Discard one card from your hand or discard your entire hand. Then draw as many cards as you discarded.

Ante Effect
The winner of the gambit splits the stakes evenly with opponents who scored special flights during the gambit.

©2010 Wizards

OL

3




DRAGON TURTLE * *Mortal*
The power of each other mortal in your flight triggers.

Ante Effect
When this card is put into the ante or is revealed as an ante card, each player pays gold to the stakes equal to the strength of the weakest ante card.

©2010 Wizards

6

6



THE EMPEROR * *Mortal*
The gambit will not be scored until after the fourth round. When the gambit is scored, add 4 to the strength of your flight.

©2010 Wizards

9

9




THE EXARCH * *Mortal*
Each opponent puts a card from his or her hand into the ante.

Ante Effect
Cards of strength 10 or higher trigger when played.

©2010 Wizards

6

7




THE QUEEN * *Mortal*
Each opponent with both good and evil dragons in the same flight pays you 5 gold, and you take a random card from that player's hand.

©2010 Wizards

L

8



THE SORCERER * *Mortal*
Reveal the top three cards of the deck. Discard this card and replace it with one of the revealed cards. That card's power triggers. Put the other two revealed cards into the ante.

©2010 Wizards

8

5



THE SPY * *Mortal*
Put an ante card into your hand.

Ante Effect

Whenever a player takes the first turn of a round, that player pays each opponent 2 gold.

©2010 Wizards



5



THE WYRMPRIEST * *Mortal*
For the rest of the gambit, this card counts as a dragon of any color for completing a color flight, and you can complete a color flight with three mortals.

©2010 Wizards



4



HATCHLING * *Unaligned Dragon*
Copy the power of a weaker card in any flight.

Ante Effect

The player with the weakest flight wins the gambit instead of the player with the strongest flight.

©2010 Wizards



13



IO * *Unaligned Dragon God*
Each player pays gold to the stakes equal to the number of players.

Dragon God—As long as you have Io and a mortal in your flight, you can't win the gambit.

©2010 Wizards



Gambit Sequence

1. **Ante**
 - Each player antes a card, then antes gold equal to the strongest ante card's strength (tied or untied).
 - The strongest untied ante card determines the first round's leader.
2. **Play Cards**
 - The leader plays a card, and its power triggers. Play proceeds clockwise.
 - Each other player plays a card. Its power triggers if the card is no stronger than the card just played by the opponent to the right.
 - After each player takes a turn, the round ends. The strongest untied card played that round determines the next round's leader.
 - Play 3 rounds (or more if there's a tie for strongest flight).
3. **Determine Gambit Winner**
 - The strongest flight wins the stakes.
 - Discard all ante cards and cards in flights.
4. **Settle Debts and Check for Game End**
 - After players settle any debts, the game ends if a player has no gold. Whoever has the most gold wins.
5. **Draw Cards**
 - If the game does not end, each player draws 2 cards. The maximum hand size is 10 cards.

Special Flights

Color Flight: Each opponent pays you gold equal to the strength of the second-strongest dragon in the flight.

Strength Flight: You steal gold from the stakes equal to the strength of one of those cards. You also take three ante cards and add them to your hand.

©2010 Wizards

Gambit Sequence



1. **Ante**
 - Each player antes a card, then antes gold equal to the strongest ante card's strength (tied or untied).
 - The strongest untied ante card determines the first round's leader.
2. **Play Cards**
 - The leader plays a card, and its power triggers. Play proceeds clockwise.
 - Each other player plays a card. Its power triggers if the card is no stronger than the card just played by the opponent to the right.
 - After each player takes a turn, the round ends. The strongest untied card played that round determines the next round's leader.
 - Play 3 rounds (or more if there's a tie for strongest flight).
3. **Determine Gambit Winner**
 - The strongest flight wins the stakes.
 - Discard all ante cards and cards in flights.
4. **Settle Debts and Check for Game End**
 - After players settle any debts, the game ends if a player has no gold. Whoever has the most gold wins.
5. **Draw Cards**
 - If the game does not end, each player draws 2 cards. The maximum hand size is 10 cards.

Special Flights

Color Flight: Each opponent pays you gold equal to the strength of the second-strongest dragon in the flight.

Strength Flight: You steal gold from the stakes equal to the strength of one of those cards. You also take three ante cards and add them to your hand.

©2010 Wizards



DUNGEONS & DRAGONS

THREE-DRAGON ANTE

Emperor's Gambit™

A BARBARIAN,
A WIZARD, AND A CLERIC
WALK INTO A TAVERN . . .

Played by DUNGEONS & DRAGONS characters everywhere, *THREE-DRAGON ANTE: Emperor's Gambit* hails from the ancient dragonborn empire of Arkhosia. Kick back and experience this high-stakes game of chance popularized in the royal courts and raunchy taverns of the D&D® world!

THREE-DRAGON ANTE: Emperor's Gambit is a fast-paced, noncollectable card game for 2 to 6 players. It can be played as a standalone game or combined with the original *THREE-DRAGON ANTE*™ card game.

The two versions of the game are fully compatible.

To play, you'll need chips, coins, or some other way to represent each player's hoard of 50 gold pieces.

www.wizards.com/dnd

CONTENTS

This box contains 72 cards and a rulebook, including complete rules for the *THREE-DRAGON ANTE: Emperor's Gambit* card game and the original *THREE-DRAGON ANTE* card game.

Jeu en anglais. Contenu: 72 cartes et 1 livret de règles. Importé au Canada par Wizards of the Coast LLC, P.O. Box 707, Renton WA 98057-0707, U.S.A. FABRIQUÉ EN CHINE.



PURPLE DRAGON • Evil
Draw a card. Then put a card from your hand into the ante.



Lo • Unaligned Dragon God
Each player pays gold to the stakes equal to the number of players.
Dragon God—As long as you have lo and a mortal in your flight, you can't win the gambit.

©2010 Wizards of the Coast LLC, P.O. Box 707, Renton WA 98057-0707, U.S.A.

DUNGEONS & DRAGONS, D&D, their logos, THREE-DRAGON ANTE, and THREE-DRAGON ANTE: Emperor's Gambit are trademarks of Wizards of the Coast LLC in the U.S.A. and other countries. Illustrations by Craig Phillips. MADE IN CHINA. For Europe: Hasbro UK Ltd., P.O. Box 43, Newport, NP19 4YD, UK. C-267A

Please retain package for future reference.