

# SPACE CRUSADE



**ELDAR ATTACK**



# ELDAR ATTACK

## Contents

### 10 Finely Detailed Citadel Miniatures:

- 1 Eldar Exarch,
- 9 Eldar Warriors

### 16 Eldar Weapons:

- 9 Shuriken Catapults
- 2 Las-Cannons
- 2 Shuriken Cannons
- 2 Missile Launchers
- 1 Shuriken Pistol
- 1 Force Wall base
- 1 Psychic Screen base

### 12 Eldar Equipment Cards

### 10 Eldar Exarch Skill and Equipment Cards

### 4 Eldar Order Cards

### 22 new Alien Event Cards

### 1 die-cut sheet containing:

- 1 Force Wall,
- 1 Psychic Screen,
- 8 Blip tokens,
- 1 Eldar Warrior Reference Chart

### 1 gameboard section

## Assembly Instructions

First remove the plastic figures from their sprue. Take the Eldar Warrior figures and insert them into the plastic bases provided. Then insert the plastic weapon pieces into the holes in the front of the miniature as shown in figure 1.

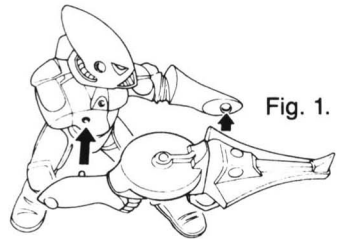


Fig. 1.

Next, carefully punch out the card pieces from the die-cut sheet. Take the Force Wall card piece and insert it into the oval plastic base as shown in figure 2. (The Force Wall comes into play when the Eldar player uses the Force Wall Generator card.)

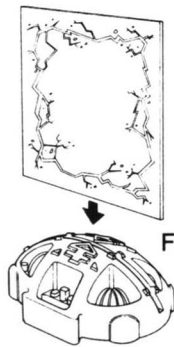


Fig. 2.

Then take the Psychic Screen card piece and slot it into the second base as shown in figure 3.

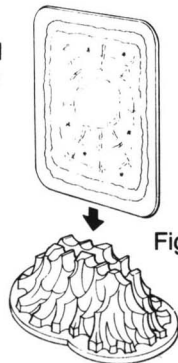
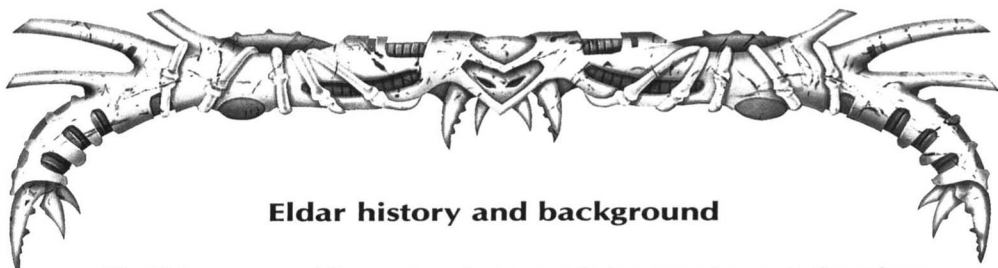


Fig. 3.





## **Eldar history and background**

The Eldar are one of the most ancient space-faring races known in the galaxy, a mysterious and powerful alien civilization. But they have suffered greatly through the centuries and they have lost much since the Age of Strife.

Little is really known about them, except that their great and highly sophisticated civilization covered many worlds.

This civilization crumbled and disintegrated around ten thousand years ago when all the Eldar home worlds were consumed by an incredibly powerful entity from the warp known as Slaanesh, which they had unwittingly awakened.

Countless millions of Eldar perished in this cataclysm although a number did escape. Among these were Eldar who had fled their declining civilization in vast space ships known as Craftworlds – self contained societies, which included cities, industrial production zones and their own interior bio-systems supporting areas of natural flora, forests and fields.

In time, each Craftworld became an individual society, each recognized as independent rather than part of a scattered Eldar empire.

Despite occasional inter-racial battles, all Eldar still possess a common hatred of Chaos and the powers from the warp. As a result of the Slaanesh devastation, the Eldar are staunchly opposed to Chaos – they strive to hunt it out and combat it in all its forms. Therefore, in matters of war, the Eldar are most often found fighting the forces of Chaos. It is not uncommon for a squad of Space Marines clearing a Space Hulk to encounter an Eldar squad engaged in the same activity ... For no-one can predict where or when these mysterious beings will appear.





## Eldar in Space Crusade

*Eldar Attack* provides players with a new race of warriors to battle the forces of the warp and gives an opportunity to play Space Crusade with two players on a more even level. The struggle between the Eldar and the Forces of Chaos makes an ideal two-player game although the Eldar can also be used in the main game.

### Eldar Characteristics

Eldar Warriors	Armour:	2
	Move:	7/3 spaces
	Life Points:	1
	Hand to Hand Combat:	3 light weapons dice

The Eldar are a very graceful race combining speed and artistry with deadly fighting skills. They move faster in combat situations having a movement of 7 spaces. However, those Eldar carrying heavy weapons lose this rapid movement and can only move at a rate of 3 spaces per turn. Their heightened reactions and formidable close combat weapons give them an edge in hand to hand combat, allowing them to roll three light weapons dice.

### Eldar Squads and Tactics

All Eldar are trained as Warriors from a young age, even though many may one day follow a different profession. Although they are essentially a peaceful race, in times of war the Eldar don their ritual armour and are transformed into highly effective killing machines.

The standard weapon of Eldar Warriors is the Shuriken Catapult. A full squad of ten Eldar will also carry up to six heavy weapons, including Shuriken Cannons, Missile Launchers and Las-Cannons and will be led by an Eldar Exarch. Eldar Warriors have good ranged and close combat capabilities too and are able to fight very effectively in either situation.

All Eldar are psychically adept to a limited extent, but only a few have the strength of will needed to develop psychic mastery. These Eldar are known as Seers, and they control their powers with the aid of special runes made from Wraithbone, a solidified form of warp energy. They also make use of Spirit Stones which contain the spirits of dead Eldar Seers who protect the wearer from the dangers of the warp.

Eldar forces are often backed up by special Seers known as Warlocks, who use their powers to watch over the warriors, casting the runes to determine the best course of action and engraving runes of protection and guidance on their equipment.





## Eldar Weapons

### Shuriken Catapult

This is the Eldar Warrior's standard weapon. The catapult fires a burst of small star-shaped projectiles with a mono-molecular cutting edge, using a gravity based firing mechanism. An Eldar using a Shuriken Catapult may roll 2 light weapons dice.

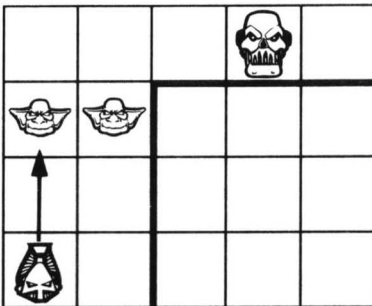
### Shuriken Cannon

This is a larger and far more powerful version of the standard Shuriken Catapult. It has a far greater rate of fire and its projectiles fly at a higher velocity. The Shuriken Cannon's great rate of fire allows it to score several hits on a single target. As a result, an Eldar firing a Shuriken Cannon may attack three times using one heavy weapons die and one light weapons die against up to three targets, resolving each shot separately. These attacks may be divided up before and after the attacking Eldar's movement – for example he could fire two shots, move and then fire once more.

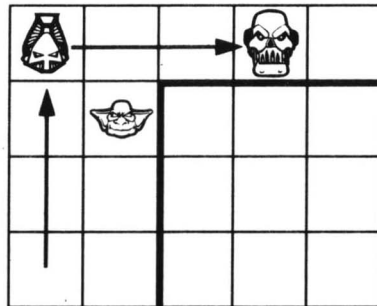
### Example

In the diagram below, an Eldar Warrior armed with a Shuriken Cannon knows that there is an Android around the next corner, but there are also two Gretchin blocking his path. On his turn, the Eldar Warrior shoots one Gretchin and eliminates him by rolling two '1's. He then uses his move to pass the other Gretchin and come within line of sight of the Android. He then uses his next shot on the Android, scoring a '3' and a '1' and destroys it. Finally, he fires at the second Gretchin, but rolls two '0's and fails to destroy it.

ELDAR SHOTS GRETCHIN



ELDAR MOVES & SHOTS ANDROID









## Eldar Exarchs

Armour:	2
Move:	7 spaces
Life Points:	<i>special</i>
Hand to Hand Combat:	3 light weapons dice
Ranged:	2 light weapons dice (May fire twice in one turn)

The Eldar Exarch epitomises the Eldar fighting spirit. The Exarchs are held in awe by the Eldar Warriors they lead because of their single-minded dedication to the arts of combat. Swift and deadly, they make formidable opponents unarmed, and once armed with the most potent of Eldar weaponry, they are practically invincible.

### Life Points

Exarchs do not have multiple life points. Instead they have a number of special Exarch cards which give them skills and equipment. Each time an Exarch suffers body damage, he must discard one card of his choice for each point of damage inflicted. Discarded cards cannot be used again during the mission being played.

Once an Exarch has lost all his cards, he is counted as having just one life point – like the rank and file Eldar Warriors – and he may be killed by taking damage in the normal way. An Exarch may replenish his cards between missions.

### Exarch Skills and Equipment

Before beginning a mission, an Exarch must choose five Exarch cards from the ten available. These are:

<i>Psychic Focus</i>	<i>Mighty Strike</i>
<i>Dire-sword</i>	<i>Bounding Leap</i>
<i>Trance of Indestructibility</i>	<i>Distraction</i>
<i>Telekinesis</i>	<i>Mental Projection</i>
<i>Crack Shot</i>	<i>Sustained Assault</i>

All Exarchs are armed with a standard Force Sword and Shuriken Pistol combination. The Force Sword gives them a high close combat rating while the Shuriken Pistol allows them to attack in ranged combat twice in a turn. An Exarch may divide the shots before and after his move if he wishes and he may shoot at two different targets. Each shot is resolved separately.







## Boarding a Space Hulk

Thanks to their great psychic powers, Eldar squads are able to move through Space Hulks unseen until they need to go into action. This is because they can create a Psychic Blinding Screen which they project from the Craftworld.


The Psychic Screen allows a squad of Eldar Warriors to move slowly through an area without being detected. However, as soon as they have registered life readings, the squad must leave this protective screen and start its mission. The Psychic Screen stays in place where the squad left it and remains there until the Eldar have carried out their mission and returned to its concealing depths.

At the beginning of a mission, the Eldar player should place his Psychic Screen entrance piece on the entrance board designated in the mission. On his turn, the Eldar Warriors move straight out of the Psychic Screen, beginning their move on the square in front of the screen.

From the moment the first Eldar has moved out of the Psychic Screen, the Alien player may place any Blip tokens he wishes onto that board.

When an Eldar squad has completed its mission, each and every Eldar must move back through the Psychic Screen in order to end the mission. No other figure may move through a Psychic Screen.





## Eldar Campaign Game

Due to their sophisticated nature, the Eldar do not tend to bestow awards such as medals or badges on successful Exarchs. A promotion structure is something alien to the Eldar. If an Eldar Warrior has proved himself brave, he earns himself honour rather than promotion. A normal Eldar Warrior will by no means automatically go on to be an Exarch, for only those Eldar who can turn all their inner thoughts and concentration to the art of war become Exarchs.

Exarchs therefore advance in terms of recognition and respect, rather than rank, although they do gain more skills and are presented with ancestral weapons by their Warlocks.

However, to represent the growing recognition and respect an Exarch will receive in Space Crusade, the following table of recognition levels and rewards has been included.

	Equipment Cards	Exarch Cards	Order Cards
<b>AVENGER</b>	4	5	1
<b>EXECUTIONER</b>	4	6	1
<b>DARK STALKER</b>	5	6	2
<b>NEMESIS</b>	5	7	2
<b>AVATAR</b>	6	7	3

Once an Exarch has become known as an Avatar, he can progress no further. If he gains any more recognition he must leave to join one of the higher spiritual groups or follow one of the other Warrior paths. At this point, your Exarch must leave the game and you must begin with a new Avenger Exarch.

Each Eldar Warrior is worth 5 points to the Eldar and the Alien's Combat Effectiveness Rating score. Any Eldar with a heavy weapon is worth 10 points, as is an Eldar Exarch.





## Eldar Missions

*Eldar Attack* is specifically designed to allow a two-player game of Space Crusade where the balance of power is evenly split between the Eldar player's ten warrior squads with their heavy weapons and the might of the Alien player. In each of the two-player missions, the Eldar player receives the full ten-warrior complement, while the Alien player receives alien forces in the same way as the Space Crusade main missions.

The missions in this book are set out in the same way as those in Space Crusade except for a few additions:

1. Each mission will list the weapons available for the Eldar squad. The Eldar player can only select weapons for his squad from this list.
2. Each mission map will show the Eldar symbol next to one of the four gameboards. The Eldar player sets up his Psychic Screen on the space shown by the Eldar symbol on the Mission map.
3. There is a new pack of Alien Event Cards. These are designed for use with one-to-one Eldar missions but can be used in multi-squad missions as demonstrated in Mission Four of this book.

The Eldar player gains points in a mission in exactly the same way as normal Marines do. At the end of a mission they should refer to their own Combat Effectiveness Rating Table which appears on the back cover of this book.

### Missions to recover equipment

Some of the new missions involve finding and recovering certain pieces of equipment. The two Equipment tokens are marked with the word "Equipment" on one side but look like ordinary Blip tokens when placed face down on the gameboard. In the missions concerned, the Alien player may secretly position an Equipment token on the gameboard and move it up to five spaces in a turn in the same way as ordinary Blip tokens. Once the equipment token is revealed, it may no longer move.

When an Eldar or Marine player lands on an Equipment token, he may place his Warrior or Marine miniatures over it and move the Equipment token simultaneously. If that figure is killed, the token remains face up on the board where it finished, until another Eldar or Marine picks it up by landing on it.



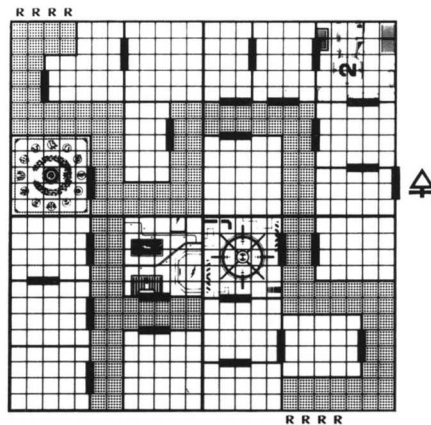
## Mission One

### Mission 849/2-Sector 66 – Retrieval

The remains of a lost squad of Eldar Warriors have been detected by our psi scanners in sector 66 of Space Hulk code name Denubius. You must enter this hulk, locate any Eldar Runic weapons hidden therein and return them to the Craftworld.

The Primary Mission token will be awarded to the Eldar player if he finds the Equipment token and returns through the Psychic Screen with it.

Eldar Equipment: 8 Shuriken Catapults, 1 Las-Cannon, 1 Shuriken Cannon, 1 Missile Launcher.



Blips

All Blip tokens and the Equipment token, except the Androids and the Dreadnought.

Reinforcements

All Reinforcement tokens except the Dreadnought.



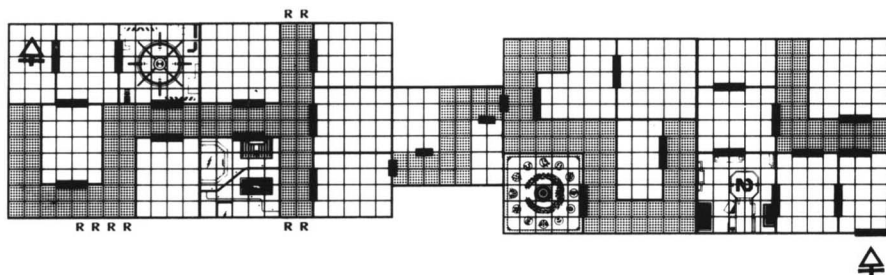
## Mission Two

### Mission 683/34-Sector 357 – Retreat Through Enemy Lines

During your mission, a warp storm has disrupted your Psychic Screen. Craftworld Saim-hann has generated a new screen but it can only be projected into the next sector. You must fight your way through growing Alien forces to the new Psychic Screen.

The Primary Mission token will be awarded to the Eldar player if he gets to the Psychic Screen with at least five men including his Exarch.

Eldar Equipment: 4 Shuriken Catapults, 2 Las-Cannons, 2 Shuriken Cannons, 2 Missile Launchers.



Blips  
Reinforcements

All Blip tokens.  
All Reinforcement tokens except the Dreadnought.



## Mission Three

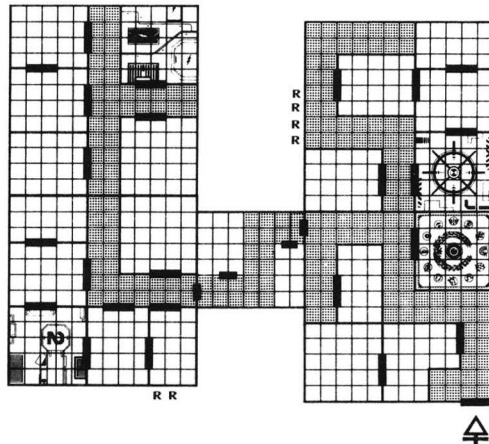
### Primary Mission

#### Mission 877/4-Sector 391 – Search and Destroy

Our Pre-Cognitive Psychics have predicted the appearance of a Warp Entity which takes over intelligent machines. These are aboard a Space Hulk travelling towards populated space. You must board this Hulk and neutralise the creature before it grows by destroying any Androids or Dreadnoughts on board.

The Primary Mission token will be awarded to the Eldar player if he manages to destroy all eight Androids and the Dreadnought.

Eldar Equipment: All weapons available.



Blips  
Reinforcements

All Blip tokens.  
All Reinforcement tokens except the Dreadnought.

## Mission Four

### Primary Mission

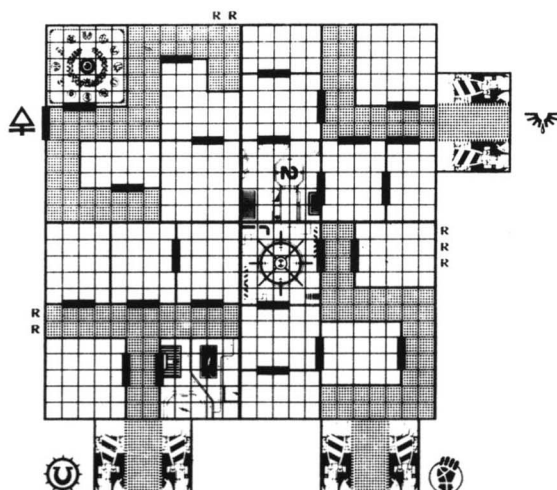
#### Mission 647/5-Sector 99

An ancient and invaluable warp tunnel navigational computer has been detected on board Space Hulk 669 code name **Demonicus**. This technology will provide its captors with a great advantage – the ability to reveal long forgotten warp tunnels – and bring great honour to those who capture it. You must be the first to find this computer and return safely with it.

The Primary Mission token will be won by the player who captures the Equipment blip and returns to his base with it.

*This mission is designed for five players and introduces the Eldar into multi-player Space Crusade. One player is the Alien player, three others take one Marine Squad each and a fifth takes a five-man Eldar squad with one Exarch and four Warriors. The game is played as normal except that the Alien player may take one card from the top of both Alien Event decks at the beginning of his turn.*

Eldar Equipment: 4 Shuriken Catapults, 1 Las-Cannon, 1 Shuriken Cannon, 1 Missile Launcher.



Blips  
Reinforcements

All Blip tokens and the Equipment token.  
All Reinforcement tokens.





## Eldar Combat Effectiveness Table

### Points Scored

### Award

#### *10 Warrior Squad*

25 or less

You have disappointed your ancestors and disgraced yourself. You must abandon the Path of the Warrior and commit yourself to a less demanding Path. In your next game you must start off with a new Avenger Exarch.

26-40

A brave performance but you have not impressed your ancestors. You must do better on your next mission.

41-60

An impressive performance – the soul gems sing your praises. You gain one level of recognition.

61 or more

A momentous victory for the Eldar race. You gain 2 levels of recognition.

### Points Scored

### Award

#### *5 Warrior Squad*

15 or less

You have disappointed your ancestors and disgraced yourself. You must abandon the Path of the Warrior and commit yourself to a less demanding Path. In your next game you must start off with a new Avenger Exarch.

16-30

A brave performance but you have not impressed your ancestors. You must do better on your next mission.

31-50

An impressive performance – the soul gems sing your praises. You gain one level of recognition.

51 or more

A momentous victory for the Eldar race. You gain 2 levels of recognition.

**MB**  
**GAMES**

©1991 Hasbro International Inc.  
Milton Bradley Ltd.,  
Caswell Way, Newport,  
Gwent NP9 0YH. 4987GB491

Developed in conjunction with  
**GAMES WORKSHOP**

Citadel Miniatures is a Trade Mark owned by  
Games Workshop Limited – all rights reserved.