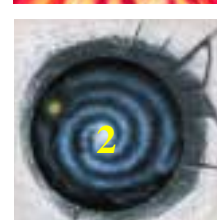





Print the following rooms and counters out on a high definition colour printer, then stick them onto some sturdy card and cut them out. You will need to print out the two end zone rooms, six chests, five explosions (to be put on the reverse of the chest counters), and one ball counter (to be placed on the reverse of the remaining chest counter). You will only need to print this page out once. Print as many dungeon sections as you like, you can make even bigger dungeon set-ups to the ones shown earlier, the only limit is the ink in your print cartridge!



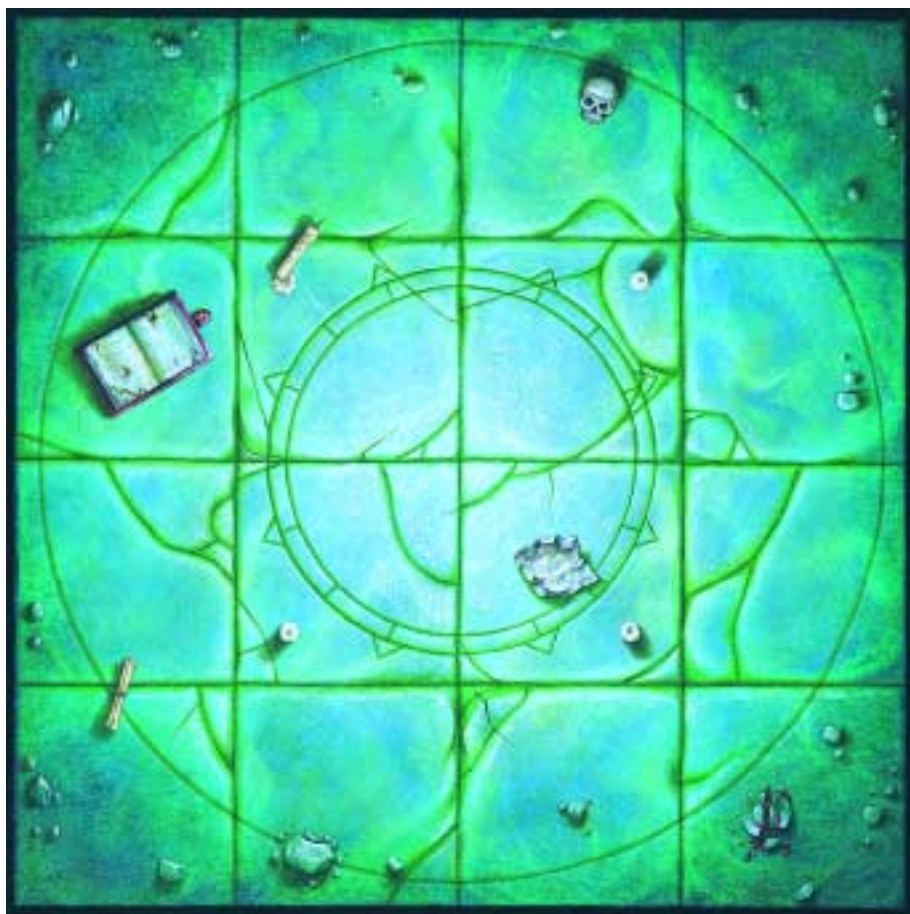

Dungeon Sections 1



Dungeon Sections 2



Dungeon Sections 3



Dungeon Sections 4

Dungeonbowl, Blood Bowl, Death Zone and all artwork in this article © Games Workshop 2002. Permission granted to print for personal use only.

