

BLOOD BOWL

The Dark-side Slide

A new Blood Bowl play.

By Rob Corrin

Are your runners running into trouble? Not making it past those late tackles? Do you need a cutting edge evasive move to rack up those points? Well here it is:

“The Dark-side slide” was first introduced to Blood Bowl by dark elf blitzer Eli Sate. The objective is to roll the ball out behind the deep defender and run onto it. There are only two flaws to this plan though; first you must know every inch of the defender, if he will be able to stop your run or just simply run back, pick the ball up and clear it. The second spanner in the works is that you have to be a lot faster than your opponent (and if possible stronger). If you have the speed and strength advantage over your opponent you will be able to score over and over and over again (consequently this is an amazing move for star players).

The first Dark-side slide was performed by Eli Sate when his team, The Dark Death-bringers played a low league orc team called The Grisham Grunters. Eli was on the verge of a hat-trick when he attempted to play a pass into the far corner of the field, to Autavic Helladon II the left-wing witch-elf. Just as he drew his arm back, he caught sight of a female fan showing her appreciation. His gaze was transfixed, the ball bobbed forward around the Orc thrower who tried to retrieve it by reaching through his legs. He toppled forward and just as his head hit the ground it was stamped on by Eli. The dark-elf gathered up the ball and ran across the line to make the overall score a nice round 20-0. During the next match against the Death-bringers' rival team, Eli used the same tactic to creep in a last minute touch-down to break the 2-2 tie-break!

Here is a step by step guide of executing the Dark-side slide:

1. Make a run clear of the front line with the ball in hand (or make a run and then pass to your runner)



2. Bring up some support and prepare to make your move.

3. The defender should start to shuffle towards you so keep your support nearby to stop them from attacking. In the event of an attack get ready to catch the bobbling ball or just finish your run.


4. Now's the time to move. Make a pass to a square three squares further away from the defenders maximum movement. This will end your move.


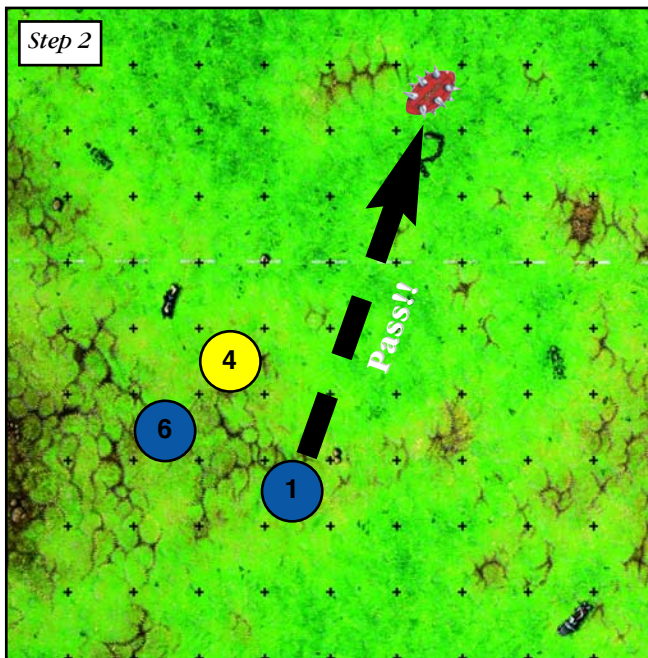
5. The opponent will either run back to try and retrieve the ball or charge into you and try to kill you; either way you have the upper hand. If the opponent decides to attack, your support can sprint and pick up the ball and run on to score. If he decides to run to pick up the ball he will never reach as even if he goes for it twice.

6. Now it's time to play some Blood Bowl!!! Sprint around the defender and pick up the ball. Put the defender in a tackle zone with your support. The defender cannot blitz twice so he will be forced to dodge, which, with a low agility is pretty embarrassing.

7. Run the ball over the line and do your practiced victory dance on the head of the defender that has just fallen over.

So that's how to perform a Dark-side slide. The original move executed by Eli Sate was against an orcish thrower you can also do it with any of the orc team or any of the undead. It is easier to use an elf team (specifically dark elf) but a lizardmen team would work excellently if you could get a saurus up in support. In the words of Jeremiah Kool, “Killing is fun, being killed is not so!”





ABOUT THE AUTHORS

Paul won an 86-man Tournament in Spain last year as coach of the Darkthunder Cheatahs. He was also in Team England that recently won the EuroBowl in Germany. He has won Most TDs at two majors; the Blood Bowl and the DungeonBowl _ and lost late in both of them to the eventual winners. All with Skaven. Not with a Rat-Ogre.